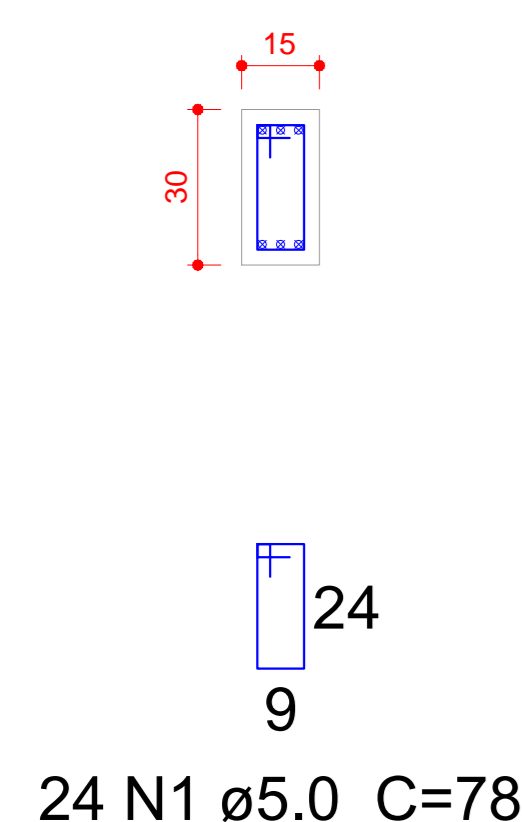


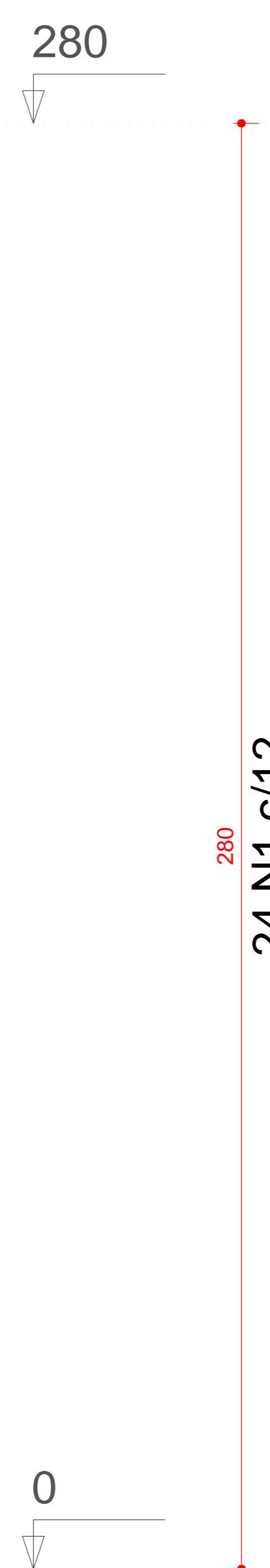
P1=P6

COBERTURA - L2

ESC 1:20



277
6 N7 ø10.0 C=277



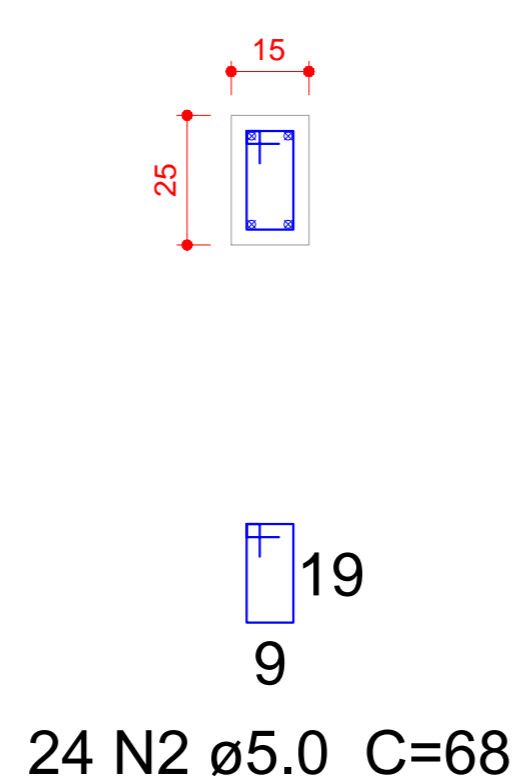
260
24 N1 c/12

ESC 1:15


P2=P3=P4=P7=P8=P9

COBERTURA - L2

ESC 1:20



277
4 N7 ø10.0 C=277



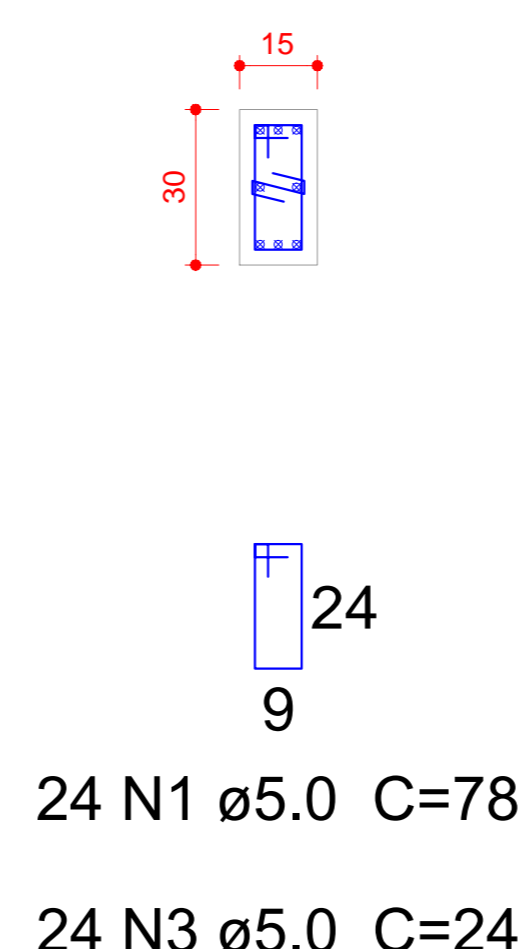
260
24 N2 c/12

ESC 1:15


P5=P10

COBERTURA - L2

ESC 1:20



277
8 N7 ø10.0 C=277



260
24 N1 c/12

ESC 1:15

Relação do aço

Baldrame:	2xP1	6xP2
	2xP5	10xS1
Cobertura:	2xP1	6xP2
	2xP5	

AÇO	N	DIAM	Q	UNIT (cm)	C.TOTAL (cm)
CA60	1	5.0	148	78	11544
	2	5.0	222	68	15096
	3	5.0	74	24	1776
CA50	4	8.0	60	98	5880
	5	8.0	60	113	6780
	6	10.0	52	VAR	VAR
	7	10.0	52	277	14404

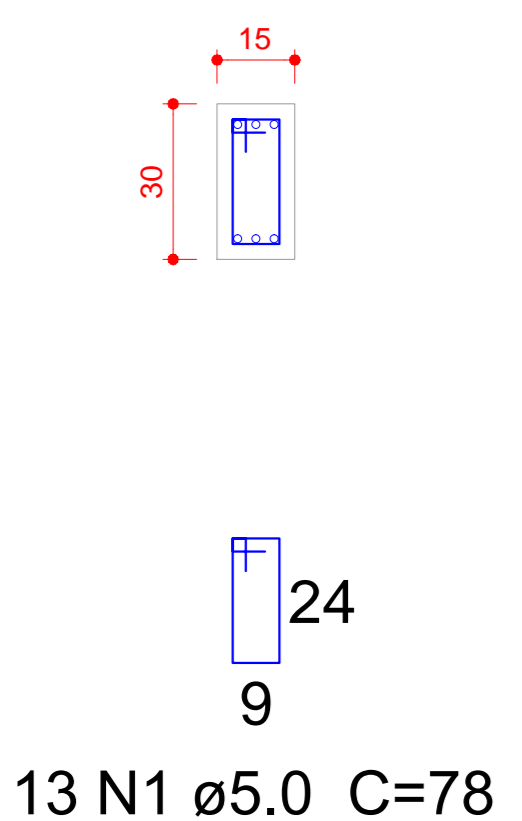
Resumo do aço

AÇO	DIAM	C.TOTAL (m)	PESO + 10 % (kg)
CA50	8.0	126.6	54.9
	10.0	251.2	170.3
CA60	5.0	284.2	48.2
PESO TOTAL			
CA50		225.3	
CA60		48.2	

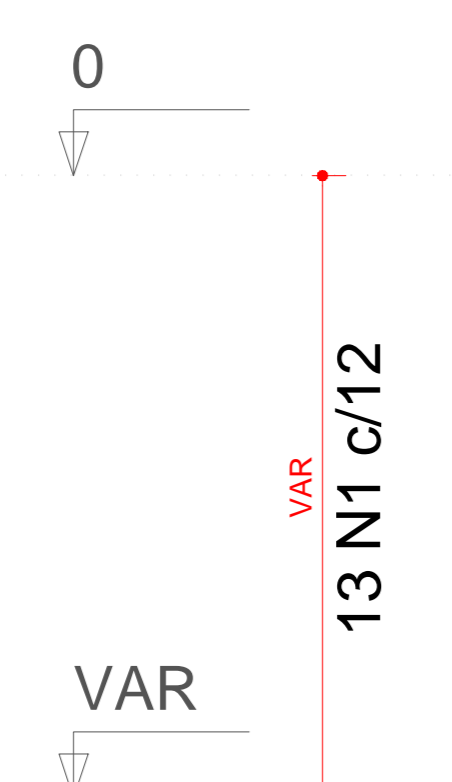
Vol. de concreto total (C-25) = 1.74 m³
 Vol. de concreto total (C-20) = 1.49 m³
 Área de forma total = 43.87 m²

P1=P6

BALDRAME - L1
ESC 1:20



38
VAR
6 N6 ø10.0 C=VAR

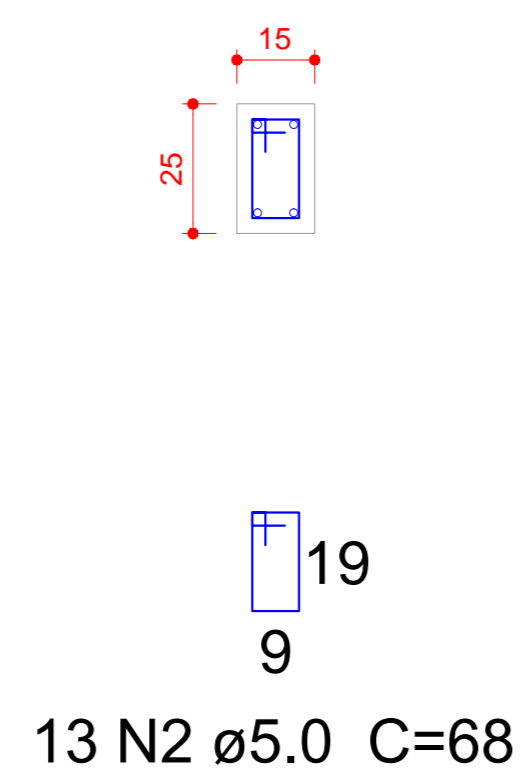


VAR
13 N1 c/12

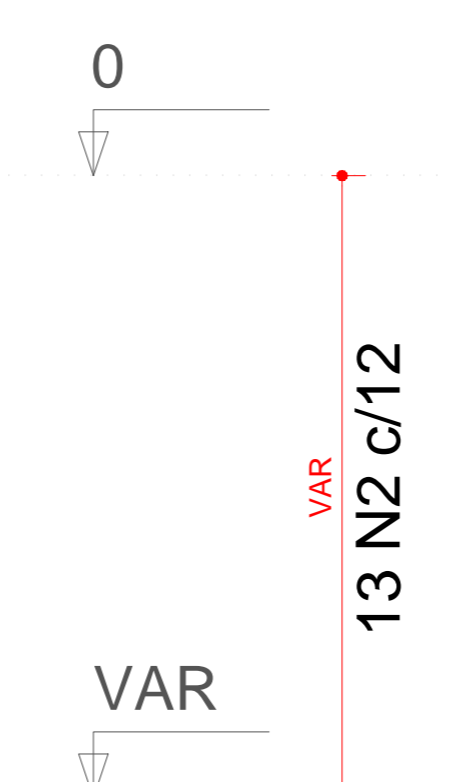
ESC 1:25

P2=P3=P4=P7=P8=P9

BALDRAME - L1
ESC 1:20



38
VAR
4 N6 ø10.0 C=VAR

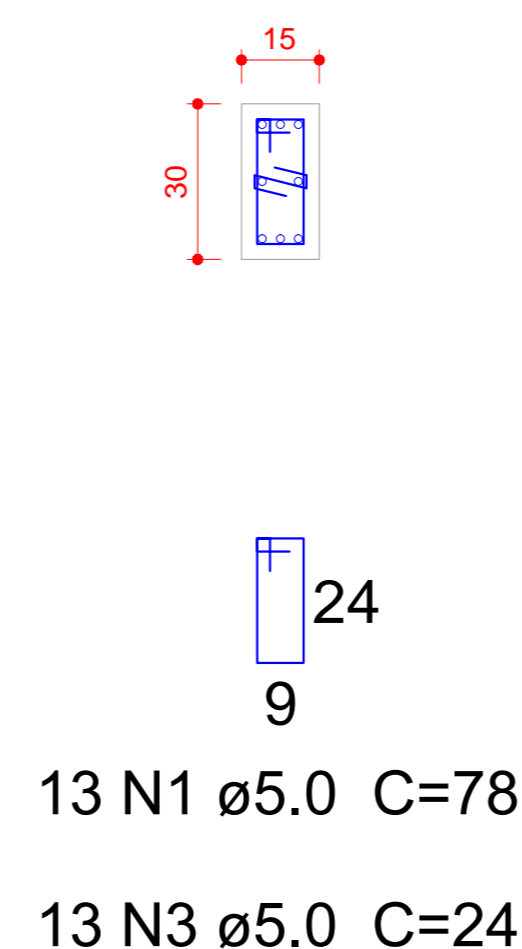


VAR
13 N2 c/12

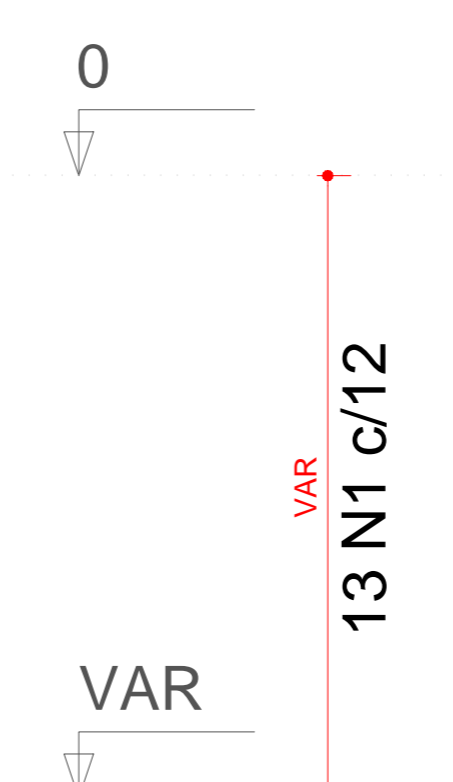
ESC 1:25

P5=P10

BALDRAME - L1
ESC 1:20



38
VAR
8 N6 ø10.0 C=VAR

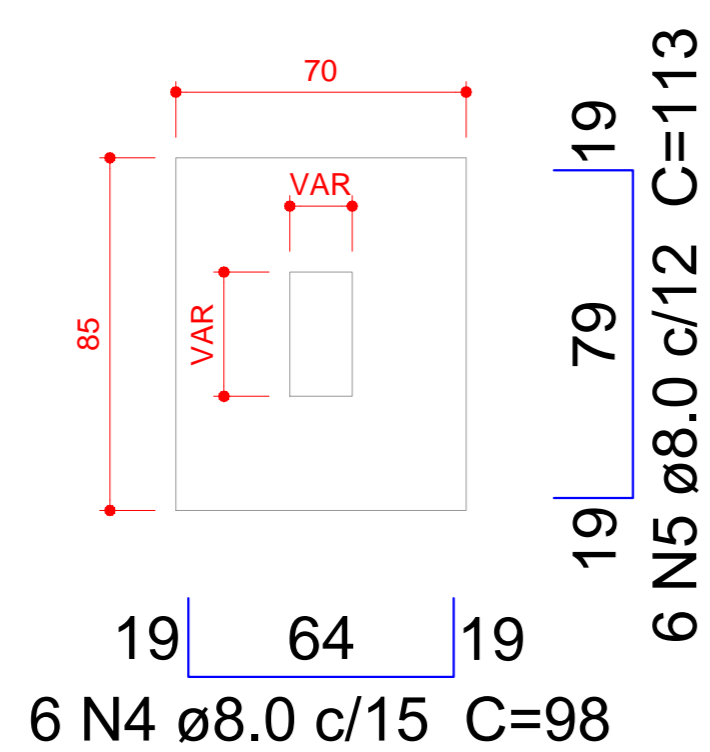


VAR
13 N1 c/12

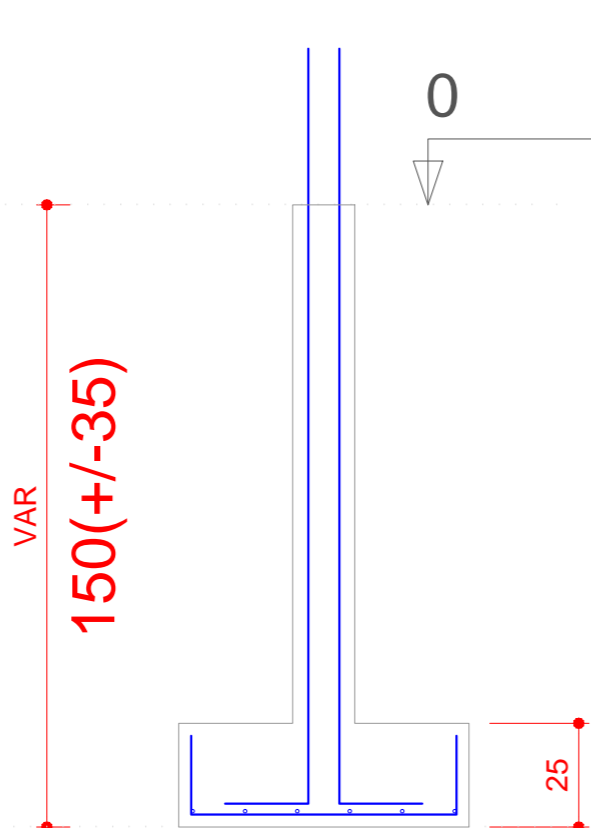
ESC 1:25

S1=S2=S3=S4=S5=S6=S7=S8=S9=S10

PLANTA
ESC 1:25



CORTE
ESC 1:25



Solo com capacidade de suporte > 2.00 kgf/cm²
 Solo compactado sobre a sapata
 peso específico > 1600.00 kgf/m³

PREFEITURA MUNICIPAL DE CORREIA PINTO
 FORÇA E AÇÃO PARA CRESCER
 ADM. 2012/2016
 END: DUQUE DE CAXIAS, n 1569 - CIDADE : CORREIA PINTO - ESTADO : SANTA CATARINA.

Secretaria Planejamento, Finanças e Desenvolvimento Economico	Assinatura:	Eng.Civil:
	Prefeito: VANIO FORSTER	Silviane dos Santos
Secretária: Maria Luiza Gonçalves	Assinatura:	Crea:048789-6
	Secretária: Maria Luiza Gonçalves	

Local:	PARQUE DE EXPOSIÇÃO	DESENHISTA:	João E.
Descrição:	PROJETO ESTRUTURAL - BANHEIRO	FOLHA N°:	03/04
	SAPATAS E PILARES	DATA:	05/2014
		ESCALA:	INDICADA