

PLANTA DE LOCAÇÃO - PARTE 1

escala 1:100

Nº	Comentário	Data	Autor
0	Emissão inicial		AUGUSTO

PROJE ENGENHARIA

RUA SAMUEL CEZAR, 440 - AGUA VERDE / FONE: (41) 99504-4116
WWW.PROJETTAK.ENG.BR / COMERCIAL@PROJETTAK.ENG.BR

Obra:
HOSPITAL EM ALVENARIA
RUA DOS PESSEGUEIROS, SN

Código do Projeto:
6306

Proprietário:
MUNICIPIO DE CORREIA PINTO

Assinatura:

Autor Projeto:
AUGUSTO CESAR HENKE GRUBER
Autor Projeto — CREA PR-33.829/D

Assinatura:

Referências:
PLANTA DE LOCAÇÃO

Escala: INDICADA
Desenho: AUGUSTO
Coordenador:
AUGUSTO
Data:

Prancha: **1** 87
Revisão: R.0

PROJETO ESTRUTURAL

A0-1188x841mm



PLANTA DE LOCAÇÃO - PARTE 2

escala 1:100

Nº	Comentário	Data	Autor
0	Emissão inicial		AUGUSTO

PROJETAR ENGENHARIA

RUA SAMUEL CEZAR, 440 - ÁGUA VERDE / FONE: (41) 99206-4118
WWW.PROJETTAR.ENG.BR / COMERCIAL@PROJETTAR.ENG.BR

Obra: **HOSPITAL EM ALVENARIA**
RUA DOS PESSEGUEIROS, SN

Código do Projeto: **6306**

Proprietário: **MUNICIPIO DE CORREIA PINTO**

Assinatura:

Autor Projeto: **AUGUSTO CESAR HENKE GRUBER**
Autor Projeto CREA PR-33.829/D

Assinatura:

Referências: PLANTA DE LOCAÇÃO

Escala: INDICADA

Desenho: AUGUSTO

Coordenador: AUGUSTO

Data:

Revisão: R.0

Pranche: **2**
87

PROJETO ESTRUTURAL

A0-1188x841mm



PLANTA DE LOCAÇÃO
escala 1:200



LEGENDA DOS MUROS
escala 1:50

Nº	Comentário	Data	Autor
0	Emissão inicial		AUGUSTO

PROJETAR ENGENHARIA
RUA SAMUEL CEZAR, 440 - ÁGUA VERDE / FONE: (41) 99206-4118
WWW.PROJETTAR.ENG.BR / COMERCIAL@PROJETTAR.ENG.BR

Obra: **HOSPITAL EM ALVENARIA**
RUA DOS PESSEGUEIROS, SN

Código do Projeto: **6306**

Proprietário: **MUNICIPIO DE CORREIA PINTO**

Assinatura:

Autor Projeto: **AUGUSTO CESAR HENKE GRUBER**
Autor Projeto CREA PR-33.829/D

Assinatura:

Referências: PLANTA DE LOCAÇÃO

Escala: INDICADA
Desenho: AUGUSTO
Coordenador: AUGUSTO
Data:

Prancha: **3**
87
Revisão: R.0

PROJETO ESTRUTURAL

A0-1188x841mm

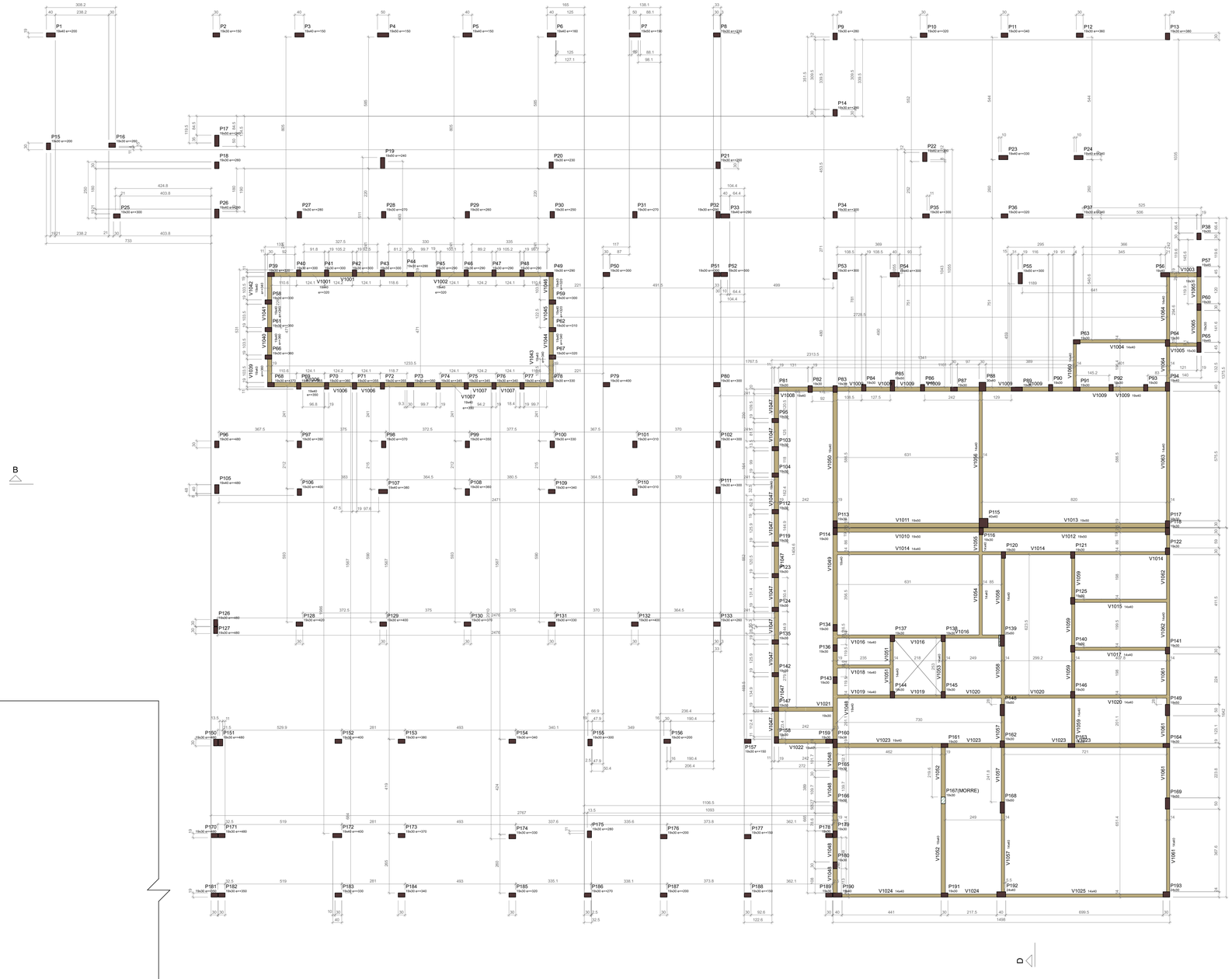

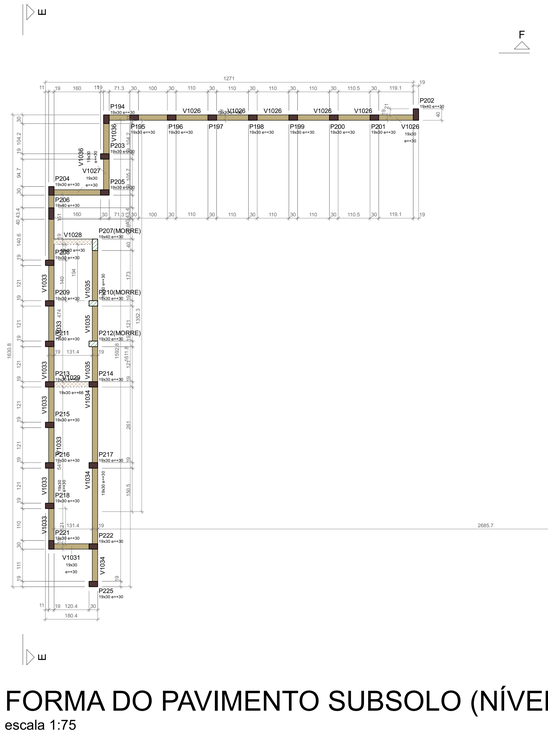

FORMA DO PAVIMENTO SUBSOLO (NÍVEL -500)

escala 1:75

Vigas			
Nome	Seção (cm)	Elevação (cm)	Nível (cm)
V1001	15x40	320	-180
V1002	15x40	0	-500
V1003	15x30	0	-500
V1004	14x40	0	-500
V1005	15x30	0	-500
V1006	19x40	320	-180
V1007	19x40	330	-170
V1008	15x40	0	-500
V1009	15x40	0	-500
V1010	19x30	0	-500
V1011	19x30	0	-500
V1012	19x30	0	-500
V1013	19x30	0	-500
V1014	14x40	0	-500
V1015	14x40	0	-500
V1016	14x40	0	-500
V1017	14x40	0	-500
V1018	14x40	0	-500
V1019	14x40	0	-500
V1020	14x40	0	-500
V1021	19x30	0	-500
V1022	19x40	0	-500
V1023	19x40	0	-500
V1024	16x40	0	-500
V1025	16x40	0	-500
V1026	19x30	30	-470
V1027	19x30	30	-470
V1028	19x30	30	-470
V1029	19x30	66	-434
V1030	16x20	55	-445
V1031	19x30	30	-470
V1032	14x30	55	-445
V1033	19x30	30	-470
V1034	19x30	30	-470
V1035	19x30	30	-470
V1036	19x30	30	-470
V1037	14x30	55	-445
V1038	19x30	55	-445
V1039	19x40	380	-140
V1040	19x40	340	-160
V1041	19x40	340	-160
V1042	19x40	340	-160
V1043	19x40	340	-160
V1044	19x40	340	-160
V1045	19x40	320	-180
V1046	19x40	320	-180
V1047	19x40	0	-500
V1048	19x40	0	-500
V1049	19x40	0	-500
V1050	19x40	0	-500
V1051	14x40	0	-500
V1052	19x40	0	-500
V1053	19x40	0	-500
V1054	14x40	0	-500
V1055	14x40	0	-500
V1056	14x40	0	-500
V1057	14x40	0	-500
V1058	14x40	0	-500
V1059	14x40	0	-500
V1060	14x40	0	-500
V1061	14x40	0	-500
V1062	14x40	0	-500
V1063	14x40	0	-500
V1064	14x40	0	-500
V1065	19x30	0	-500

Lajes				
Nome	Tipo	Altura (cm)	Elevação (cm)	Nível (cm)	Sobrecarga (kgf/m²)
L1001	Maciça	15	0	-485	400

Características dos materiais			
fck (kgf/cm²)	Eca (kgf/cm²)	fck (kgf/cm²)	Abatimento (cm)
250	241500	30	12±2

Dimensão máxima do agregado = 19 mm

Legenda dos pilares
- Pilar que morre
- Pilar que passa
- Pilar com mudança de seção

Legenda das vigas e paredes
- Viga
- Viga chata ou invertida

Nº	Comentário	Data	Autor
0	Emissão inicial		AUGUSTO

PROJETEC ENGENHARIA
RUA SAMUEL CEZAR, 440 - AGUA VERDE - T. FONE: 41) 99206-4118
WWW.PROJETTAR.ENG.BR / COMERCIAL@PROJETTAR.ENG.BR

Obra:
HOSPITAL EM ALVENARIA
RUA DOM PEDRO II,BAIRRO, 0N

Código do Projeto :
6306

Proprietário:
MUNICIPIO DE CORREIA PINTO

Assinatura:

Autor Projeto:
AUGUSTO CESAR HENKE GRUBER
Autor Projeto
CREA PR-33.829/D

Assinatura:

Referências:
FORMA SUBSOLO

Escala:
INDICADA

Prancha:
4
87

Desenho:
AUGUSTO

Coordenador:
AUGUSTO

Obra:

Revisão:
R.0

PROJETO ESTRUTURAL

A0-1188x841mm

Pilares			
Nome	Seção	Elevação	Nível
		(cm)	(cm)
P1	19x60	0	0
P2	19x50	0	0
P3	19x60	0	0
P4	19x60	0	0
P5	19x60	0	0
P6	19x60	0	0
P7	19x60	0	0
P8	19x50	0	0
P9	19x60	0	0
P10	19x60	0	0
P11	19x50	0	0
P12	19x50	0	0
P13	19x60	0	0
P14	19x50	0	0
P15	19x50	0	0
P16	19x50	0	0
P17	19x60	0	0
P18	19x60	0	0
P19	19x60	0	0
P20	19x60	0	0
P21	19x50	0	0
P22	19x60	0	0
P23	19x60	0	0
P24	19x60	0	0
P25	19x50	0	0
P26	19x50	0	0
P27	19x50	0	0
P28	19x50	-5	0
P29	19x50	0	0
P30	19x50	0	0
P31	19x50	0	0
P32	19x50	0	0
P33	19x50	0	0
P34	19x50	0	0
P35	19x60	0	0
P36	19x50	0	0
P37	19x50	-333.4	-333.4
P38	19x60	0	0
P39	19x50	0	0
P40	19x50	0	0
P41	19x50	0	0
P42	19x50	0	0
P43	19x50	0	0
P44	19x50	-5	0
P45	19x60	0	0
P46	19x50	0	0
P47	19x50	0	0
P48	19x50	0	0
P49	19x50	0	0
P50	19x50	0	0
P51	19x50	0	0
P52	19x50	0	0
P53	19x50	0	0
P54	19x60	0	0
P55	19x60	0	0
P56	19x50	0	0
P57	19x60	-303.4	-303.4
P58	19x50	0	0
P59	19x50	0	0
P60	19x50	-343.4	-343.4
P61	19x50	0	0
P62	19x50	0	0
P63	19x50	0	0
P64	19x50	0	0
P65	19x60	-380	-380
P66	19x50	0	0
P67	19x50	0	0
P68	19x50	0	0
P69	19x50	0	0
P70	19x50	0	0
P71	19x50	0	0
P72	19x50	0	0
P73	19x50	0	0
P74	19x50	0	0
P75	19x50	0	0
P76	19x50	0	0
P77	19x50	0	0
P78	19x50	0	0
P79	19x50	0	0
P80	19x50	-60	-60
P81	19x50	0	0
P82	19x50	-165	-165
P83	19x50	-165	-165
P84	19x50	0	0
P85	19x50	0	0
P86	19x50	0	0
P87	19x50	0	0
P88	35x60	0	0
P89	19x50	0	0
P90	19x50	0	0
P91	19x50	0	0
P92	19x50	0	0
P93	19x50	-165	-165
P94	19x50	-165	-165
P95	19x50	0	0
P96	19x50	0	0
P97	19x50	0	0
P98	19x50	0	0
P99	19x50	0	0
P100	19x50	0	0
P101	19x50	0	0
P102	19x50	0	0
P103	19x50	-165	-165
P104	19x50	-165	-165
P105	19x60	0	0
P106	19x50	0	0
P107	19x50	0	0
P108	19x50	0	0
P109	19x50	0	0
P110	19x50	0	0
P111	19x50	0	0
P112	19x50	-165	-165
P113	19x50	0	0
P114	19x50	0	0
P115	19x50	0	0
P116	19x50	0	0
P117	19x50	0	0
P118	19x50	-165	-165
P119	19x50	-165	-165
P120	19x50	0	0
P121	19x50	0	0
P122	19x50	0	0
P123	19x50	-165	-165
P124	19x50	-165	-165
P125	19x50	0	0
P126	19x50	0	0
P127	19x50	0	0
P128	19x50	0	0
P129	19x50	0	0
P130	19x50	0	0
P131	19x50	0	0
P132	19x50	0	0
P133	19x50	0	0
P134	19x50	0	0
P135	19x50	-165	-165
P136	19x50	0	0
P137	19x50	0	0
P138	19x50	0	0
P139	19x50	0	0
P140	19x50	0	0
P141	19x50	-165	-165
P142	19x50	0	0
P143	19x50	0	0
P144	19x50	0	0
P145	19x50	0	0
P146	19x50	0	0
P147	19x50	-165	-165
P148	19x50	0	0
P149	19x50	0	0
P150	19x50	0	0
P151	19x50	0	0
P152	19x50	0	0
P153	19x50	0	0
P154	19x50	0	0
P155	19x50	0	0
P156	19x50	0	0
P157	19x50	0	0
P158	19x50	0	0
P159	19x50	0	0
P160	19x50	0	0
P161	19x50	0	0
P162	19x50	0	0
P163	19x50	0	0
P164	19x50	0	0
P165	19x50	0	0
P166	19x50	0	0
P167	19x50	0	0
P168	19x50	0	0
P169	19x50	0	0
P170	19x50	0	0
P171	19x50	0	0
P172	19x50	0	0
P173	19x50	0	0
P174	19x50	0	0
P175	19x50	0	0
P176	19x50	0	0
P177	19x50	0	0
P178	19x50	0	0
P179	19x50	0	0
P180	19x50	0	0
P181	19x50	0	0
P182	19x50	0	0
P183	19x50	0	0
P184	19x50	0	0
P185	19x50	0	0
P186	19x50	0	0
P187	19x50	0	0
P188	19x50	0	0
P189	19x50	0	0
P190	19x50	0	0
P191	19x50	0	0
P192	19x50	0	0
P193	24x50	0	0
P194	19x50	-300.4	-300.4
P195	19x50	-294.4	-294.4
P196	19x50	-294.4	-294.4
P197	19x50	-271.4	-271.4
P198	19x50	-259	-259
P199	19x50	-248	-248
P200	19x50	-236	-236
P201	19x50	-225	-225
P202	19x60	-225	-225
P203	19x50	-300.4	-300.4
P204	19x50	-300.4	-300.4
P205	19x50	-300.4	-300.4
P206	19x50	-300.4	-300.4
P208	19x50	-313.4	-313.4
P209	19x50	-325.4	-325.4
P211	19x50	-337.4	-337.4
P213	19x50	-349.4	-349.4
P214	19x50	-361.4	-361.4
P215	19x50	-361.4	-361.4
P216	19x50	-372.4	-372.4
P217	19x50	-415	-415
P218	19x50	-383.4	-383.4
P219	19x50	-394	-394
P222	19x50	-394	-394
P225	19x50	-394	-394
P226	19x50	-333.4	-333.4
P227	19x50	-333.4	-333.4
P228	19x50	-333.4	-333.4
P229	19x50	-333.4	-333.4
P230	19x50	-333.4	-333.4
P231	19x50	-333.4	-333.4
P232	19x50	-333.4	-333.4
P233	19x50	-394	-394
P234	19x50	-394	-394
P235	19x50	0	0
P236	19x50	0	0
P237	19x50	0	0
P238	19x50	-60	-60
P239	19x50	0	0
P240	19x50	0	0
P241	19x50	0	0
P242	19x50	0	0
P243	19x50	0	0
P244	19x50	0	0
P245	19x50	-155	-155
P246	19x50	0	0
P247	19x50	-215	-215
P248	19x50	0	0
P249	19x50	-215	-215
P250	19x50	0	0
P251	19x50	-151	-151
P252	19x60	-151	-151
P253	19x50	-158	-158
P254	19x50	-158	-158
P255	19x50	-192	-192
P256	19x50	-192	-192
P257	19x50	-203	-203
P258	19x50	-215	-215

Pilares			
Nome	Seção	Elevação	Nível
		(cm)	(cm)
P259	19x50	-225	-225
P260	19x60	-300.4	-300.4
P261	19x60	-300.4	-300.4
P262	19x30	-278.4	-278.4
P263	19x30	-178	-178
P264	19x50	0	0
P265	19x30	0	0
P266	19x30	0	0
P267	19x30	-145	-145
P268	19x30	-145	-145
P269	19x30	-121	-121
P270	19x30	-109	-109
P271	19x30	-97	-97
P272	19x30	-85	-85
P273	19x30	-73	-73
P274	19x30	-75	-75
P275	14x30	-120	-120
P276	14x30	-120	-120
P277	14x30	-120	-120
P278	14x30	-120	-120
P279	14x30	-120	-120
P280	14x30	-120	-120
P281	14x30	-120	-120
P282	14x30	-120	-120
P283	14x30	-120	-120
P284	14x30	-120	-120
P285	14x30	-120	-120
P286	14x30	-120	-120
P287	14x30	-120	-120
P288	14x30	-120	-120
P289	14x30	-120	-120
P290	14x30	-120	-120
P291	14x30	-120	-120
P292	14x30	-120	-120
P293	14x30	-60	-60
P294	14x30	-110	-110
P295	14x30	-60	-60
P296	14x30	-110	-110
P297	14x30	-110	-110
P298	14x30	-77	-77
P299	30x50	0	0
P300	19x50	0	0
P301	19x50	0	0
P302	14x30	0	0
P303	14x30	0	0
P304	19x50	0	0
P305	19x50	0	0
P306	19x50	0	0
P307	19x50	0	0
P308	19x30	0	0
P309	19x30	0	0
P310	19x30	0	0
P311	19x30	0	0
P312	19x30	0	0
P313	19x30	0	0
P314	19x30	0	0
P315	19x30	0	0
P316	19x30	0	0
P317	19x30	0	0
P318	19x30	0	0
P319	19x30	0	0
P320	19x30	0	0
P321	19x30	0	0
P322	19x30	0	0
P323	14x30	0	0
P324	19x30	-135	-135
P325	14x30	0	0
P326	14x30	0	0
P327	14x30	-135	-135
P328	19x30	0	0
P329	14x30	0	0
P330	14x30	-135	-135
P331	14x30	-135	-135
P332	14x30	-60	-60
P333	14x30	-60	-60
P334	14x30	0	0
P335	14x30	-60	-60
P336	19x30	0	0
P337	19x30	0	0
P338	19x30	-135	-135
P339	19x30	0	0
P340	19x30	0	0
P341	24x30	0	0
P342	19x30	-135	-135
P343	19x30	0	0
P344	19x30	-119	-119
P345	19x30	-106	-106
P346	19x30	0	0
P347	19x30	-93	-93
P348	19x30	-80	-80
P349	19x30	-67	-67
P350	19x30	0	0
P351	19x30	-40	-40
P352	19x30	-45	-45
P354	19x30	-32	-32
P356	19x30	-8	-8
P358	14x30	0	0
P359	14x30	-42	-42
P360	19x30	-65	-65
P361	19x30	0	0
P362	19x30	0	0
P363	19x30	0	0
P364	19x30	0	0
P365	19x30	0	0
P366	19x30	0	0
P367	19x30	0	0
P368	19x30	0	0
P369	19x30	0	0
P370	19x30	0	0
P371	19x30	0	0
P372	19x30	-77	-77
P373	19x30	0	0
P374	19x30	0	0
P375	19x30	0	0
P376	19x30	0	0
P377	19x30	-20	-20
P378	19x30	-31	-31
P379	19x30	-42	-42
P380	19x30	-53	-53
P381	19x30	-65	-65
P382	19x40	-151	-151
P383	19x30	0	0
P384	19x30	-15	-15
P385	19x30	-15	-15
P386	19x30	-15	-15
P387	19x30	0	0
P388	19x30	0	0
P389	19x30	0	0
P390	19x30	0	0
P391	19x30	0	0
P392	19x30	0	0
P393	19x30	0	0
P394	19x30	0	0
P395	19x30	0	0
P396	19x30	0	0
P397	19x30	0	0
P398	19x30	0	0
P399	19x30	0	0
P400	19x30	0	0
P401	19x30	0	0
P402	19x30	0	0
P403	19x30	0	0
P404	19x30	0	0
P405	19x30	0	0
P406	19x30	0	0
P407	19x30	0	0
P408	19x30	0	0
P409	19x30	0	0
P410	19x30	0	0
P411	19x30	0	0
P412	19x30	0	0
P413	19x30	0	0
P414	19x30	0	0
P415	19x30	0	0
P416	19x30	0	0
P417	19x30	0	0
P418	19x30	0	0
P419	19x30	0	0
P420	19x30	0	0
P421	19x30	0	0
P422	19x30	0	0
P423	19x30	0	0
P424	19x30	0	0
P425	19x30	0	0
P426	19x30	0	0
P427	19x30	0	0
P428	19x30	0	0
P429	19x30	0	0
P430	19x30	0	0
P431	19x30	0	0
P432	19x30	0	0
P433	19x30	0	0
P434	19x30	0	0
P435	19x30	0	0
P436	19x30	0	0
P437	19x30	0	0
P438	19x30	0	0
P439	19x30	0	0
P440	19x30	0	0
P441	19x30	0	0
P442	19x30	0	0
P443	19x30	0	0
P444	19x30	0	0
P445	19x30	0	0
P446	19x30	0	0
P447	19x30	0	0
P448	19x30	0	0
P449	19x30	0	0
P450	19x30	0	0
P451	19x30	0	0
P452	19x30	0	0
P453	19x30	0	0
P454	19x30	0	0
P455	19x30	0	0
P456	19x30	0	0
P457	19x30	0	0
P458	19x30	0	0
P459	19x30	0	0
P460	19x30	0	0
P461	19x30	0	0
P462	19x30	0	0
P463	19x30	0	0
P464	19x30	0	0
P465	19x30	0	0
P466	19x30	0	0
P467	19x30	0	0
P468	19x30	0	0
P469	19x30	0	0
P470	30x30	0	0
P471	19x30	0	0
P472	19x30	0	0
P473	19x30	0	0
P474	19x30	0	0
P475	19x30	0	0
P476	19x30	0	0
P477	19x30	0	0
P478	19x30	0	0
P479	19x30	0	0
P480	19x30	0	0
P481	19x30	0	0
P482	19x30	0	0
P483	19x30	0	0
P484	19x30	0	0
P485	19x30	0	0
P486	19x30	0	0
P487	19x30	0	0
P488	19x30	0	0
P489	19x30	0	0
P490	19x45	0	0
P491	19x30	0	0
P492	19x30	0	0
P493	19x30	0	0
P494	19x30	0	0
P495	19x30	0	0
P496	19x30	0	0
P497	19x30	0	0
P498	19x30	0	0
P499	19x30	0	0
P500	19x30	0	0
P501	19x30	0	0
P502	19x30	0	0
P503	19x30	0	0
P504	19x30	0	0
P505	19x30	0	0
P506	24x30	-150	-150
P507	24x30	-150	-150

Vigas			
Nome	Seção	Elevação	Nível
		(cm)	(cm)
V2001	14x60	0	0
V2002	14x40	0	0
V2003	14x40	0	0
V2004	14x40	0	0
V2005	14x40	0	0
V2006	14x40	0	0
V2007	14x40	0	0
V2008	14x40	0	0
V2009	14x40	0	0
V2010	14x40	0	0
V2011	14x40	0	0
V2012	14x40	0	0
V2013	14x40	0	0
V2014	14x40	0	0
V2015	14x40	0	0
V2016	14x40	0	0
V2017	14x40	0	0
V2018	14x40	0	0
V2019	14x40	0	0
V2020	14x40	0	0
V2021	14x40	0	0
V2022	19x40	0	0
V2023	14x40	0	0
V2024	14x40	0	0
V2025	14x40	0	0
V2026	14x40	0	0
V2027	14x40	0	0
V2028	14x40	0	0
V2029	14x40	0	0
V2030	14x40	0	0
V2031	19x40	0	0
V2032	19x40	0	0
V2033	14x40	0	0
V2034	14x40	0	0
V2035	14x80	0	0
V2036	14x40	0	0
V2037	14x40	0	0
V2038	14x40	0	0
V2039	14x40	0	0
V2040	14x40	0	0
V2041	14x40	0	0
V2042	14x40	0	0
V2043	14x40	0	0
V2044	14x40	0	0
V2045	14x40	0	0
V2046	14x40	0	0
V2047	14x40	0	0
V2048	14x40	0	0
V2049	14x40	0	0
V2050	14x40	0	0
V2051	14x40	0	0
V2052	14x40	0	0
V2053	14x40	0	0
V2054	14x40	0	0
V2055	14x40	0	0
V2056	14x40	0	0
V2057	14x40	0	0
V2058	14x40	0	0
V2059	14x40	0	0
V2060	14x40	0	0
V2061	14x40	0	0
V2062	14x40	0	0
V2063	14x40	0	0
V2064	14x40	0	0
V2065	14x40	0	0
V2066	14x40	0	0
V2067	14x40	0	0
V2068	14x40	0	0
V2069	14x40	0	0
V2070	14x40	0	0
V2071	14x40	0	0
V2072	14x40	0	0
V2073	14x40	0	0
V2074	14x40	0	0
V2075	14x40	0	0
V2076	14x40	0	0
V2077	14x40	0	0
V2078	14x40	0	0
V2079	14x40	0	0
V2080	14x40	0	0
V2081	14x40	0	0
V2082	14x40	0	0
V2083	14x40	0	0
V2084	14x40	0	0
V2085	14x40	0	0
V2086	14x40	0	0
V2087	14x40	0	0
V2088	14x40	0	0
V2089	14x40	0	0
V2090	14x40	0	0
V2091	14x40	0	0
V2092	14x40	0	0
V2093	14x40	0	0
V2094	14x40	0	0
V2095	14x40	0	0
V2096	14x40	0	0
V2097	14x40	0	0
V2098	14x40	0	0
V2099	14x40	0	0
V2100	14x40	0	0
V2101	14x40	0	0
V2102	14x40	0	0
V2103	14x40	0	0
V2104	14x40	0	0
V2105	14x40	0	0
V2106	14x40	0	0
V2107	14x40	0	0
V2108	19x40	0	0
V2109	14x40	0	0
V2110	14x40	0	0
V2111	14x40	0	0
V2112	14x40	0	0
V2113	14x40	0	0
V2114	14x40	0	0
V2115	14x40	0	0
V2116	14x40	0	0
V2117	14x40	0	0
V2118	14x40	0	0
V2119	14x40	0	0
V2120	14x40	0	0
V2121	14x40	0	0
V2122	14x40	0	0
V2123	14x40	0	0
V2124	14x40	0	0
V2125	14x40	0	0
V2126	14x40	0	0
V2127	14x40	0	0
V2128	14x40	0	0
V2129	14x40	0	0
V2130	14x40	0	0
V2131	14x40	0	0
V2132	14x40	0	0
V2133	14x40	0	0
V2134	14x40	0	0
V2135	14x40	0	0
V2136	14x40	0	0
V2137	14x40	0	0
V2138	14x40	0	0
V2139	14x40	0	0
V2140	14x40	0	0
V2141	14x40	0	0
V2142	14x40	0	0
V2143	14x40	0	0
V2144	14x40	0	0
V2145	14x40	0	0
V2146	14x40	0	0
V2147	14x40	0	0
V2148	14x40	0	0
V2149	14x40	0	0
V2150	14x40	0	0
V2151	14x40	0	0
V2152	14x40	0	0
V2153	14x40	0	0
V2154	14x40	0	0
V2155	14x40	0	0
V2156	19x30	0	0
V2157	14x40	0	0
V2158	14x40	0	0
V2159	14x40	0	0
V2160	14x40	0	0
V2161	14x40	0	0
V2162	14x40	0	0
V2163	14x40	0	0
V2164	14x40	0	0
V2165	14x40	0	0
V2166	14x40	0	0
V2167	14x40	0	0
V2168	14x40	0	0
V2169	14x40	0	0
V2170	14x40	0	0
V2171	14x40	0	0
V2172	14x40	0	0
V2173	14x40	0	0
V2174	14x40	0	0
V2175	19x30	0	0
V2176	19x30	0	0
V2177	14x40	0	0
V2178	19x30	0	0
V2179	19x30	0	0
V2180	19x30	0	0
V2181	14x40	0	0
V2182	14x40	0	0
V2183	14x40	0	0
V2184	14x40	0	0
V2185	14x40	0	0
V2186	14x40	0	0
V2187	14x40	0	0
V2188	14x40	0	0
V2189	14x40	0	0
V2190	14x40	0	0
V2191	14x40	0	0
V2192	14x40	0	0
V2193	14x40	0	0
V2194	14x40	0	0
V2195	14x40	0	0
V2196	14x40	0	0
V2197	14x40	0	0
V2198	14x40	0	0
V2199	14x40	0	0
V2200	14x40	0	0
V2201	14x40	0	0
V2202	14x40	0	0
V2203	14x40	0	0
V2204	19x50	0	0
V2205	14x40	0	0
V2206	14x40	0	0
V2207	14x40	0	0
V2208	14x40	0	0
V2209	14x30	0	0
V2210	19x40	0	0
V2211	14x40	0	0
V2212	14x40	0	0
V2213	14x40	0	0
V2214	14x40	0	0
V2215	14x40	0	0
V2216	14x40	0	0
V2217	14x40	0	0
V2218	19x30	0	0
V2219	14x40	0	0
V2220	14x40	0	0
V2221	14x40	0	0
V2222	14x40	0	0
V2223	19x40	0	0
V2224	19x30	0	0
V2225	14x40	0	0
V2226	14x40	0	0
V2227	14x40	0	0
V2228	14x40	0	0
V2229	19x50	0	0
V2230	14x40	0	0
V2231	19x40	0	0
V2232	14x50	0	0
V2233	14x40	0	0
V2234	14x40	0	0
V2235	14x40	0	0
V2236	14x50	0	0
V2237	14x40	0	0
V2238	14x40	0	0
V2239	14x50	0	0
V2240	14x40	0	0
V2241	14x40	0	0
V2242	14x40	0	0
V2243	14x40	0	0
V2244	14x40	0	0
V2245	14x40	0	0
V2246	14x40	0	0
V2247	14x30	0	0
V2248	14x40	0	0
V2249	14x40	0	0
V2250	19x60	0	0
V2251	19x40	0	0
V2252	19x50	0	0
V2253	19x50	0	0
V2254	19x50	0	0
V2255	14x50	0	0
V2256	19x60	0	0
V2257	19x40	0	0
V2258	19x40	0	0
V2259	14x40	0	0
V2260	19x40	0	0
	14x70	0	0
V2261	14x40	0	0
V2262	14x40	0	0
V2263	14x40	0	0
V2264	14x40	0	0
V2265	14x40	0	0
V2266	14x40	0	0
V2267	14x40	0	0
V2268	14x40	0	0
V2269	14x40	0	0
V2270	14x40	0	0
V2271	14x40	0	0
V2272	14x40	0	0
V2273	14x40	0	0
V2274	14x40	0	0
V2275	19x30	51

Pilares			
Nome	Seção (pol.)	Elevação (cm)	Nível (cm)
P1	19x40	0	0
P2	19x40	0	0
P3	19x40	0	0
P4	19x40	0	0
P5	19x40	0	0
P6	19x40	0	0
P7	19x40	0	0
P8	19x20	0	0
P9	19x20	0	0
P10	19x20	0	0
P11	19x20	0	0
P12	19x20	0	0
P13	19x20	0	0
P14	19x20	0	0
P15	19x20	0	0
P16	19x20	0	0
P17	19x20	0	0
P18	19x30	0	0
P19	19x60	0	0
P20	19x30	0	0
P21	19x20	0	0
P22	19x60	0	0
P23	19x40	0	0
P24	19x40	0	0
P25	19x30	0	0
P26	19x30	0	0
P27	19x30	0	0
P28	19x30	0	0
P29	19x20	0	0
P30	19x30	0	0
P31	19x30	0	0
P32	19x20	0	0
P33	19x60	0	0
P34	19x20	0	0
P35	19x20	0	0
P36	19x30	0	0
P37	19x20	0	0
P38	19x30	-323.4	-323.4
P39	19x30	0	0
P40	19x30	0	0
P41	19x30	0	0
P42	19x20	0	0
P43	19x20	0	0
P44	19x30	0	0
P45	19x30	0	0
P46	19x30	0	0
P47	19x20	0	0
P48	19x30	0	0
P49	19x30	0	0
P50	19x30	0	0
P51	19x30	0	0
P52	19x20	0	0
P53	19x30	0	0
P54	19x20	0	0
P55	19x45	-380	-380
P56	19x20	0	0
P57	19x20	0	0
P58	19x20	0	0
P59	19x20	0	0
P60	19x20	-343.4	-343.4
P61	19x20	0	0
P62	19x20	0	0
P63	19x20	0	0
P64	19x20	0	0
P65	19x45	-380	-380
P66	19x20	0	0
P67	19x20	0	0
P68	19x20	0	0
P69	19x20	0	0
P70	19x20	0	0
P71	19x20	0	0
P72	19x20	0	0
P73	19x20	0	0
P74	19x20	0	0
P75	19x20	0	0
P76	19x20	0	0
P77	19x20	0	0
P78	19x20	0	0
P79	19x20	400	400
P80	19x20	0	0
P81	19x20	-165	-165
P82	19x20	0	0
P83	19x20	-165	-165
P84	19x20	0	0
P85	19x60	0	0
P86	19x20	0	0
P87	19x20	0	0
P88	19x60	0	0
P89	19x20	0	0
P90	19x20	0	0
P91	19x20	-333.4	-333.4
P92	19x20	-333.4	-333.4
P93	19x20	-333.4	-333.4
P94	19x20	-394	-394
P95	19x60	0	0
P96	19x20	0	0
P97	19x20	0	0
P98	19x20	0	0
P99	19x20	0	0
P100	19x20	0	0
P101	19x20	0	0
P102	19x20	-333.4	-333.4
P103	19x20	-165	-165
P104	19x20	0	0
P105	19x45	0	0
P106	19x20	0	0
P107	19x20	0	0
P108	19x20	0	0
P109	19x20	0	0
P110	19x20	0	0
P111	19x20	0	0
P112	19x20	0	0
P113	40x40	0	0
P114	19x20	0	0
P115	19x20	0	0
P116	19x20	0	0
P117	19x20	0	0
P118	19x20	0	0
P119	19x20	-165	-165
P120	19x20	0	0
P121	19x20	0	0
P122	19x20	-165	-165
P123	19x20	-165	-165
P124	19x20	0	0
P125	19x20	0	0
P126	19x20	0	0
P127	19x20	-165	-165
P128	19x20	0	0
P129	19x20	0	0
P130	19x20	0	0
P131	19x20	0	0
P132	19x20	0	0
P133	19x20	0	0
P134	19x20	0	0
P135	19x20	-165	-165
P136	19x20	0	0
P137	19x20	0	0
P138	19x20	0	0
P139	19x20	0	0
P140	19x20	0	0
P141	19x20	0	0
P142	19x20	-165	-165
P143	19x20	0	0
P144	19x20	0	0
P145	19x20	0	0
P146	19x20	0	0
P147	19x20	0	0
P148	19x20	0	0
P149	19x20	0	0
P150	19x20	0	0
P151	19x20	0	0
P152	19x20	0	0
P153	19x20	0	0
P154	19x20	0	0
P155	19x20	0	0
P156	19x20	0	0
P157	19x20	0	0
P158	19x20	0	0
P159	19x20	0	0
P160	19x20	0	0
P161	19x20	0	0
P162	19x20	0	0
P163	19x20	0	0
P164	19x20	0	0
P165	19x20	0	0
P166	19x20	0	0
P167	19x20	0	0
P168	19x20	0	0
P169	19x20	0	0
P170	19x20	0	0
P171	19x20	0	0
P172	19x20	0	0
P173	19x20	0	0
P174	19x20	0	0
P175	19x20	0	0
P176	19x20	0	0
P177	19x20	0	0
P178	19x20	0	0
P179	19x20	0	0
P180	19x20	0	0
P181	19x20	0	0
P182	19x20	0	0
P183	19x20	0	0
P184	19x20	0	0
P185	19x20	0	0
P186	19x20	0	0
P187	19x20	0	0
P188	19x20	0	0
P189	19x20	0	0
P190	19x20	0	0
P191	19x20	0	0
P192	24x40	0	0
P193	19x20	0	0
P194	19x20	-300.4	-300.4
P195	19x20	-294.4	-294.4
P196	19x20	-283.4	-283.4
P197	19x20	-271.4	-271.4
P198	19x20	-248	-248
P199	19x20	-248	-248
P200	19x20	-236	-236
P201	19x20	-225	-225
P202	19x40	-225	-225
P203	19x20	-300.4	-300.4
P204	19x20	-300.4	-300.4
P205	19x20	-300.4	-300.4
P206	19x40	-300.4	-300.4
P207	19x20	-313.4	-313.4
P208	19x20	-325.4	-325.4
P209	19x20	-337.4	-337.4
P210	19x20	-349.4	-349.4
P211	19x20	-434	-434
P212	19x20	-361.4	-361.4
P213	19x20	-373.4	-373.4
P214	19x20	-415	-415
P215	19x20	-383.4	-383.4
P216	19x20	-394	-394
P217	19x20	-394	-394
P218	19x20	-333.4	-333.4
P219	19x20	-333.4	-333.4
P220	19x20	-333.4	-333.4
P221	19x20	-333.4	-333.4
P222	19x20	-333.4	-333.4
P223	19x20	-394	-394
P224	19x20	-394	-394
P225	19x20	-394	-394
P226	19x20	0	0
P227	19x20	0	0
P228	19x20	-270	-270
P229	19x20	0	0
P230	19x20	0	0
P231	19x20	-151	-151
P232	19x20	-151	-151
P233	19x20	-168	-168
P234	19x20	-168	-168
P235	19x20	-180	-180
P236	19x20	-152	-152
P237	19x20	-203	-203
P238	19x20	-215	-215

Pilares			
Nome	Seção (pol.)	Elevação (cm)	Nível (cm)
P239	19x30	-225	-225
P240	19x30	-300.4	-300.4
P241	19x40	-300.4	-300.4
P242	19x30	-278.4	-278.4
P303	19x30	-110	-110
P264	19x30	0	0
P265	19x30	0	0
P266	19x30	0	0
P267	19x30	-145	-145
P268	19x30	-133	-133
P269	19x30	-121	-121
P270	19x30	-109	-109
P271	19x30	-98	-98
P272	19x30	-87	-87
P273	19x30	-75	-75
P274	19x30	-75	-75
P275	14x30	-120	-120
P276	14x30	-120	-120
P277	14x30	-120	-120
P278	14x30	-120	-120
P279	14x30	-120	-120
P280	19x40	-120	-120
P281	14x30	-120	-120
P282	14x30	-120	-120
P283	14x30	-120	-120
P284	14x30	-120	-120
P285	14x30	-120	-120
P286	14x30	-120	-120
P287	14x30	-120	-120
P288	14x30	-120	-120
P289	14x30	-120	-120
P290	14x30	-120	-120
P291	14x30	-120	-120
P292	14x30	-120	-120
P293	14x30	-110	-110
P294	14x30	-110	-110
P295	14x30	-60	-60
P296	14x30	-60	-60
P297	14x30	-110	-110
P298	30x30	0	0
P299	30x30	0	0
P300	19x30	0	0
P301	19x30	0	0
P302	19x30	0	0
P304	19x30	0	0
P305	19x30	0	0
P306	19x30	0	0
P307	19x30	0	0
P308	19x30	0	0
P309	19x30	0	0
P310	19x30	0	0
P311	19x30	0	0
P312	19x30	0	0
P313	19x30	0	0
P314	19x30	0	0
P315	19x30	0	0
P316	19x30	0	0
P317	19x30	0	0
P318	19x30	0	0
P319	19x30	0	0
P320	19x30	0	0
P321	19x30	0	0
P322	19x30	0	0
P323	19x30	0	0
P324	19x30	0	0
P325	14x30	0	0
P326	19x30	0	0
P327	14x30	-135	-135
P328	19x30	0	0
P329	19x30	0	0
P330	14x30	-135	-135
P331	14x30	-135	-135
P332	14x30	-60	-60
P333	14x30	-60	-60
P334	19x30	0	0
P335	14x30	-60	-60
P336	19x30	0	0
P337	19x30	0	0
P338	14x30	-135	-135
P339	19x30	0	0
P340	19x30	0	0
P341	19x30	0	0
P342	19x30	-135	-135
P343	19x30	0	0
P344	19x30	-139	-139
P345	19x30	-106	-106
P346	19x30	0	0
P347	19x30	0	0
P348	19x30	-93	-93
P349	19x30	-93	-93
P350	19x30	-67	-67
P351	19x30	-67	-67
P352	19x30	-67	-67
P353	19x30	-60	-60
P354	19x30	-43	-43
P355	24x30	-32	-32
P356	19x30	-20	-20
P357	19x30	-8	-8
P358	19x30	0	0
P359	19x30	-60	-60
P360	19x30	-65	-65
P361	19x30	-151	-151
P362	19x30	-15	-15
P363	19x30	-15	-15
P364	19x30	-15	-15
P365	19x30	-15	-15
P366	19x30	-15	-15
P367	19x30	-15	-15
P368	19x30	-15	-15
P369	19x30	-15	-15
P370	19x30	-15	-15
P371	19x30	-15	-15
P372	19x30	-15	-15
P373	19x30	-15	-15
P374	19x30	-15	-15
P375	19x30	-15	-15
P376	19x30	-9	-9
P377	19x30	-20	-20
P378	19x30	-51	-51
P379	19x30	-51	-51
P380	19x30	-60	-60
P381	19x30	-65	-65
P382	19x30	-151	-151
P383	19x30	-15	-15
P384	19x30	-15	-15
P385	19x30	-15	-15
P386	19x30	-15	-15
P387	19x30	-15	-15
P388	19x30	-15	-15
P389	19x30	-15	-15
P390	19x30	-15	-15
P391	19x30	-15	-15
P392	19x30	-15	-15
P393	19x30	-15	-15
P394	19x30	-15	-15
P395	19x30	-15	-15
P396	19x30	-15	-15
P397	19x30	-15	-15
P398	19x30	-15	-15
P399	19x30	-15	-15
P400	19x30	-15	-15
P401	19x30	-15	-15
P402	19x30	-15	-15
P403	19x30	-15	-15
P404	19x30	-15	-15
P405	19x30	-15	-15
P406	19x30	-15	-15
P407	19x30	-15	-15
P408	19x30	-15	-15
P409	19x30	-15	-15
P410	19x30	-15	-15
P411	19x30	-15	-15
P412	19x30	-15	-15
P413	19x30	-15	-15
P414	19x30	-15	-15
P415	19x30	-15	-15
P416	19x30	-15	-15
P417	19x30	-15	-15
P418	19x30	-15	-15
P419	19x30	-15	-15
P420	19x30	-15	-15
P421	19x30	-15	-15
P422	19x30	-15	-15
P423	19x30	-15	-15
P424	19x30	-15	-15
P425	19x30	-15	-15
P426	19x30	-15	-15
P427	19x30	-15	-15
P428	19x30	-15	-15
P429	19x30	-15	-15
P430	19x30	-15	-15
P431	19x30	-15	-15
P432	19x30	-15	-15
P433	19x30	-15	-15
P434	19x30	-15	-15
P435	19x30	-15	-15
P436	19x30	-15	-15
P437	19x30	-15	-15
P438	19x30	-15	-15
P439	19x30	-15	-15
P440	19x30	-15	-15
P441	19x30	-15	-15
P442	19x30	-15	-15
P443	19x30	-15	-15
P444	19x30	-15	-15
P445	19x30	-15	-15
P446	19x30	-15	-15
P447	19x30	-15	-15
P448	19x30	-15	-15
P449	19x30	-15	-15
P450	19x30	-15	-15
P451	19x30	-15	-15
P452	19x30	-15	-15
P453	19x30	-15	-15
P454	19x30	-15	-15
P455	19x30	-15	-15
P456	19x30	-15	-15
P457	19x30	-15	-15
P458	19x30	-15	-15
P459	19x30	-15	-15
P460	19x45	-15	-15
P461	19x30	-15	-15
P462	19x30	-15	-15
P463	19x30	-15	-15
P464	19x30	-15	-15
P465	19x30	-15	-15
P466	19x30	-15	-15
P467	19x30	-15	-15
P468	19x30	-15	-15
P469	19x30	-15	-15
P470	19x30	-15	-15
P471	19x30	-15	-15
P472	19x30	-15	-15
P473	19x30	-15	-15
P474	19x30	-15	-15
P475	19x30	-15	-15
P476	19x30	-15	-15
P477	19x30	-15	-15
P478	19x30	-15	-15
P479	19x30	-15	-15
P480	19x30	-15	-15
P481	19x30	-15	-15
P482	19x40	-15	-15
P483	19x30	-15	-15
P484	19x30	-15	-15
P485	19x30	-15	-15
P486	19x30	-15	-15
P487	19x30	-15	-15
P488	19x30	-15	-15
P489	19x30	-15	-15
P490	19x45	-15	-15
P491	19x30	-15	-15
P492	19x30	-15	-15
P493	19x30	-15	-15
P494	19x30	-15	-15
P495	19x30	-15	-15
P496	19x30	-15	-15
P497	19x30	-15	-15
P498	19x30	-15	-15
P499	19x30	-15	-15
P500	19x30	-15	-15
P501	19x30	-15	-15
P502	19x30	-15	-15
P503	19x30	-15	-15
P504	19x30	-15	-15
P505	19x30	-15	-15
P506	19x30	-15	-15
P507	24x30	-150	-150

Vigas			
Nome	Seção (pol.)	Elevação (cm)	Nível (cm)
V2001	14x60	0	0
V2002	14x60	0	0
V2003	14x60	0	0
V2004	14x40	0	0
V2005	14x60	0	0
V2006	14x40	0	0
V2007	14x60	0	0
V2008	14x40	0	0
V2009	14x40	0	0
V2010	14x30	0	0
V2011	14x40	0	0
V2012	14x60	0	0
V2013	14x40	0	0
V2014	14x40	0	0
V2015	14x40	0	0
V2016	14x40	0	0
V2017	14x30	0	0
V2018	14x40	0	0
V2019	14x40	0	0
V2020	14x40	0	0
V2021	19x40	0	0
V2022	14x40	0	0
V2023	19x40	0	0
V2024	14x40	0	0
V2025	14x40	0	0
V2026	14x40	0	0
V2027	14x50	0	0
V2028	14x40	0	0
V2029	14x40	0	0
V2030	19x40	0	0
V2031	19x40	0	0
V2032	19x40	0	0
V2033	19x40	0	0
V2034	14x40	0	0
V2035	14x40	0	0
V2036	14x40	0	0
V2037	14x40	0	0
V2038	14x40	0	0
V2039	14x40	0	0
V2040	14x40	0	0
V2041	14x40	0	0
V2042	14x40	0	0
V2043	14x40	0	0
V2044	14x40	0	0
V2045	14x40	0	0
V2046	14x40	0	0
V2047	19x70	0	0
V2048	19x70	0	0
V2049	19x70	0	0
V2050	14x40	0	0
V2051	14x40	0	0
V2052	14x40	0	0
V2053	14x40	0	0
V2054	14x40	0	0
V2055	14x40	0	0
V2056	14x40	0	0
V2057	14x40	0	0
V2058	14x40	0	0
V2059	14x40	0	0
V2060	14x40	0	0
V2061	14x40	0	0
V2062	14x40	0	0
V2063	14x40	0	0
V2064	14x40	0	0
V2065	14x40	0	0
V2066	19x40	0	0
V2067	19x40	0	0
V2068	14x40	0	0
V2069	14x40	0	0
V2070	14x40	0	0
V2071	14x40	0	0
V2072	14x40	0	0
V2073	14x40	0	0
V2074	14x40	0	0
V2075	14x40	0	0
V2076	14x40	0	0
V2077	14x40	0	0
V2078	14x40	0	0
V2079	14x40	0	0
V2080	19x40	0	0
V2081	19x40	0	0
V2082	19x40	0	0
V2083	14x40	0	0
V2084	14x40	0	0
V2085	14x40	0	0
V2086	14x40	0	0
V2087	14x40	0	0
V2088	14x40	0	0
V2089	14x40	0	0
V2090	14x40	0	0
V2091	14x40	0	0
V2092	14x40	0	0
V2093	14x40	0	0
V2094	14x40	0	0
V2095	14x40	0	0
V2096	14x40	0	0
V2097	14x40	0	0
V2098	14x40	0	0
V2099	14x40	0	0
V2100	14x40	0	0
V2101	14x40	0	0
V2102	14x40	0	0
V2103	14x40	0	0
V2104	14x40	0	0
V2105	14x40	0	0
V2106	14x40	0	0
V2107	14x40	0	0
V2108	14x40	0	0
V2109	14x40	0	0
V2110	14x40	0	0
V2111	14x40	0	0
V2112	14x40	0	0
V2113	14x40	0	0
V2114	14x40	0	0
V2115	14x40	0	0
V2116	14x40	0	0
V2117	14x40	0	0
V2118	14x40	0	0
V2119	14x40	0	0
V2120	14x40	0	0
V2121	14x40	0	0
V2122	14x40	0	0
V2123	14x40	0	0
V2124	14x40	0	0
V2125	14x40	0	0
V2126	14x40	0	0
V2127	14x40	0	0
R1	Manga	20	0
R2	Manga	20	0
R10	Manga	10	0

Lajes				
Nome	Tipo	Altura (cm)	Elevação (cm)	Nível (cm)
E2-LE5	Maciça	12	0	455
L2001	Treliçada 12	12	0	455
L2001	Treliçada 16	16	0	455
L2002	Treliçada 12	12	0	455
L2003	Treliçada 12	12	0	355
L2004	Treliçada 12	12	0	355
L2005	Treliçada 12	12	0	355
L2006	Treliçada 12	12	0	355
L2007	Treliçada 12	12	0	355
L2008	Treliçada 12	12	0	455
L2009	Treliçada 16	16	0	455
L2010	Treliçada 16	16	0	455
L2011	Treliçada 20	20	0	455
L2012	Treliçada 12	12	0	455
L2013	Treliçada 12	12	0	455
L2014	Treliçada 16	16	0	455
L2015	Treliçada 16	16	0	455
L2016	Treliçada 12	12	0	455
L2017	Treliçada 16	16	0	355
L2018	Treliçada 16	16	0	355
L2019	Treliçada 12	12	0	355
L2020	Treliçada 16	16	0	455
L2021	Maciça	12	0	455
L2022	Treliçada 12	20	0	455
L2023	Treliçada 12	12	0	455
L2024	Treliçada 12	12	0	455
L2025	Treliçada 16	16	0	455
L2026	Maciça	12	0	455
L2027	Treliçada 12	12	0	455
L2028	Treliçada 12	12	0	455
L2029	Treliçada 12	12	0	455
L2030	Treliçada 12	12	0	455
L2031	Treliçada 12	12	0	455
L2032	Treliçada 12	12	0	455
L2033	Treliçada 12	12	0	455
L2034	Treliçada 12	12	0	455
L2035	Treliçada 12	12	0	455
L2036	Treliçada 12	12	0	455
L2037	Treliçada 12	12	0	455
L2038	Treliçada 12	12	0	455
L2039	Treliçada 12	12	0	455
L2040	Treliçada 12	20	0	455
L2041	Treliçada 12	12	0	455
L2042	Treliçada 12	12	0	455
L2043	Treliçada 12	12	0	455
L2044	Treliçada 12	12	0	455
L2045	Treliçada 12	12	0	455
L2046	Treliçada 12	12	0	455
L2047	Treliçada 12	12	0	455
L2048	Treliçada 12	12	0	455
L2049	Treliçada 12	12	0	455
L2050	Treliçada 12	12	0	455
L2051	Treliçada 12	12	0	455
L2052	Treliçada 12	12	0	455
L2053	Treliçada 12	12	0	455
L2054	Treliçada 12	12	0	455
L2055	Treliçada 12	12	0	455
L2056	Treliçada 12	12	0	455
L2057	Treliçada 12	12	0	455
L2058	Treliçada 12	12	0	455
L2059	Treliçada 12	12	0	455
L2060	Treliçada 12	12	0	455
L2061	Treliçada 12	12	0	382
L2062	Treliçada 12	12	0	382
L2063	Treliçada 12	12	0	382
L2064	Treliçada 12	12	0	382
L2065	Treliçada 12	12	0	382
L2066	Treliçada 12	12	0	455
L2067	Treliçada 12	12	0	455
L2068	Treliçada 12	12	0	455
L2069	Maciça	12	0	455
L2070	Treliçada 12	12	0	355
L2071	Treliçada 12	12	0	355
L2072	Treliçada 12	12	0	355
L2073	Treliçada 12	12	0	355
L2074	Treliçada 12	12	0	355
L2075	Treliçada 12	12	0	355
L2076	Treliçada 12	12	0	355
L2077	Treliçada 12	12	0	355
L2078	Treliçada 12	12	0	355
L2079	Treliçada 12	12	0	355
L2080	Treliçada 12	12	0	355
L2081	Treliçada 12	12	0	355
L2082	Treliçada 12	12	0	282
L2083	Treliçada 12	12	0	355
L2084	Treliçada 12	12	0	355
L2085	Treliçada 12	12	0	355
L2086	Treliçada 12	12	0	355
L2087	Treliçada 12	12	0	355
L2088	Treliçada 12	12	0	355
L2089	Treliçada 12	12	0	355
L2090	Treliçada 12	12	0	355
L2091	Treliçada 12	12	0	355
L2092	Treliçada 12	12	0	355
L2093	Treliçada 12	12	0	355
L2094	Treliçada 12	12	0	355
L2095	Treliçada 12	12	0	355
L2096	Treliçada 12	12	0	355
L2097	Treliçada 12	12	0	355
L2098	Treliçada 12	20	0	455
L2099	Treliçada 12	12	0	455
L2100	Treliçada 12	12	0	382
L2101	Treliçada 12	12	0	382
L2102	Treliçada 12	12	0	382
L2103	Treliçada 12	12	0	355
L2104	Treliçada 12	12	0	355
L2105	Treliçada 12	12	0	355
L2106	Treliçada 12	12	0	355
L2107	Treliçada 16	16	0	455
L2108	Treliçada 12	12	0	455
L2109	Treliçada 12	12	0	455
L2110	Treliçada 16	16	0	455
L2111	Treliçada 12	12	0	455
L2112	Treliçada 12	12	0	455
L2113	Treliçada 12	12	0	455
L2114	Treliçada 12	12	0

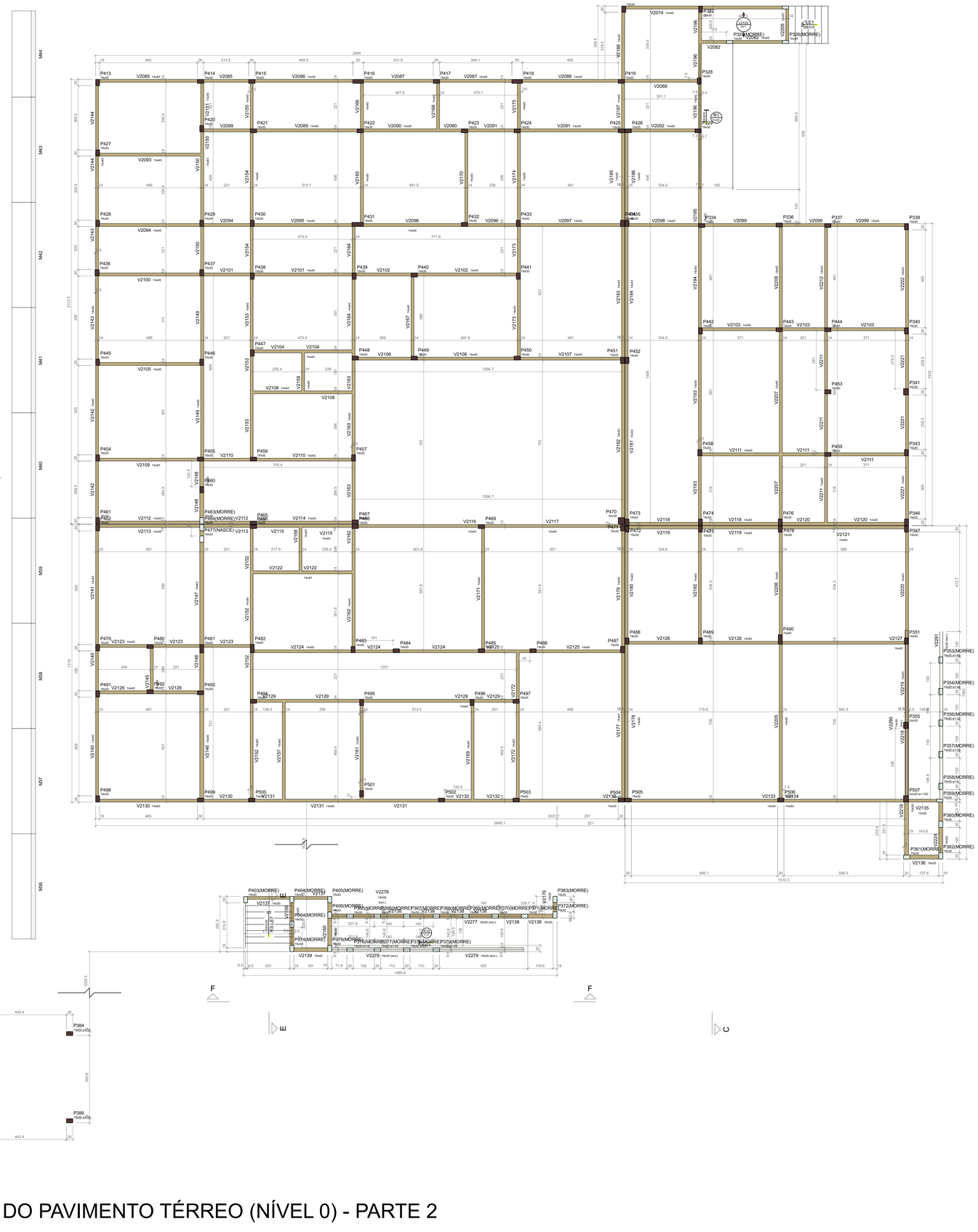

Características dos materiais			
fck	Eci	fct	Abatimento
(kgf/cm²)	(kgf/cm²)	(kgf/cm²)	(cm)
250	241000	25	10 ±2

Dimensão máxima do agregado = 19 mm

Legenda dos pilares
Pilar que morre
Pilar que passa
Pilar que nasce
Pilar com mudança de seção
Legenda das vigas e paredes
Viga
Viga inclinada

Blocos de enchimento						
Detalhe	Tipo	Nome	Dimensões(cm)			Quantidade
			hb	bx	by	
1	EPS Unidirecional	B8/30/125	8	30	125	3202
2	EPS Unidirecional	B12/30/125	12	30	125	466
3	EPS Unidirecional	B16/30/125	16	30	125	220
4	EPS Bidirecional	B16/40/40	16	40	40	180

LEGENDA DOS MUROS
escala 1:25

FORMA DO PAVIMENTO TÉRREO (NÍVEL 0) - PARTE 2
escala 1:75

Nº	Comentário	Data	Autor
0	Emissão inicial		AUGUSTO

PROJETO ENGENHARIA
RUA SAMUEL CEZAR, 440 - AGUA VERDE / FONE: (41) 99204-4118
WWW.PROJETOENG.ENG.BR / COMERCIAL@PROJETOENG.ENG.BR

Obra: **HOSPITAL EM ALVENARIA**
RUA DOS PESSEGUEIROS, SN

Código do Projeto: **6306**

Proprietário: **MUNICIPIO DE CORREIA PINTO**

Assinatura:

Autor Projeto: **AUGUSTO CESAR HENKE GRUBER**
Autor Projeto — CREA PR-33.829/D

Assinatura:

Referência: FORMA TÉRREO

Escala: INDICADA
Desenho: AUGUSTO
Coordenador: AUGUSTO
Data:

Prancha: **7** / 87

Revisão: R.0

PROJETO ESTRUTURAL

AO-1188x841mm

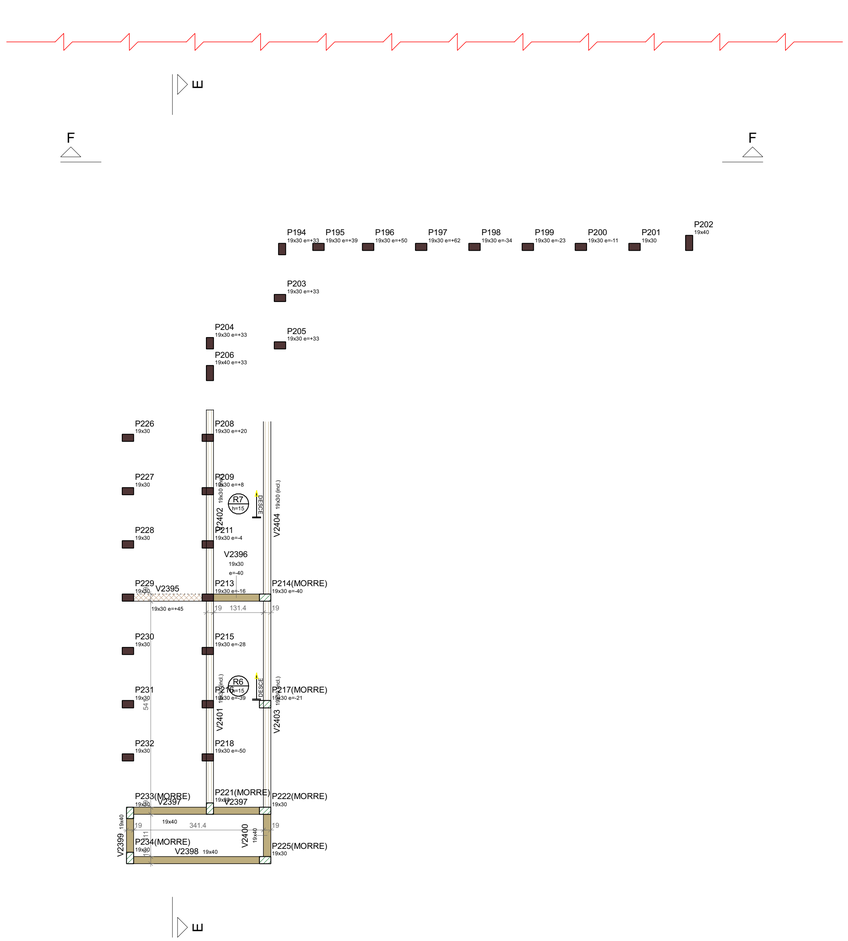

FORMA INTERMEDIÁRIA DO PAVIMENTO TÉRREO (NÍVEL -394)

escala 1:75

Pilares			
Nome	Seção (cm)	Elevação (cm)	Nível (cm)
P1	19x40	0	-394
P2	19x30	0	-394
P3	19x40	0	-394
P4	19x50	0	-394
P5	19x40	0	-394
P6	19x40	0	-394
P7	19x50	0	-394
P8	19x30	0	-394
P9	19x30	0	-394
P10	19x30	0	-394
P11	19x30	0	-394
P12	19x30	0	-394
P13	19x30	0	-394
P14	19x30	0	-394
P15	19x30	0	-394
P16	19x30	0	-394
P17	19x50	0	-394
P18	19x30	0	-394
P19	19x50	0	-394
P20	19x30	0	-394
P21	19x30	0	-394
P22	19x40	0	-394
P23	19x40	0	-394
P24	19x40	0	-394
P25	19x30	0	-394
P26	19x40	0	-394
P27	19x30	0	-394
P28	19x30	0	-394
P29	19x30	0	-394
P30	19x30	0	-394
P31	19x30	0	-394
P32	19x30	0	-394
P33	19x40	0	-394
P34	19x30	0	-394
P35	19x30	0	-394
P36	19x30	0	-394
P37	19x30	0	-394
P38	19x30	0	-394
P39	19x30	0	-394
P40	19x30	0	-394
P41	19x30	0	-394
P42	19x30	0	-394
P43	19x30	0	-394
P44	19x30	0	-394
P45	19x30	0	-394
P46	19x30	0	-394
P47	19x30	0	-394
P48	19x30	0	-394
P49	19x30	0	-394
P50	19x30	0	-394
P51	19x30	0	-394
P52	19x30	0	-394
P53	19x30	0	-394
P54	19x40	0	-394
P55	19x50	0	-394
P56	19x40	0	-394
P57	19x45	30	-364
P58	19x30	0	-394
P59	19x30	0	-394
P60	19x30	-10	-404
P61	19x30	0	-394
P62	19x30	0	-394
P63	19x30	0	-394
P64	19x30	0	-394
P65	19x45	14	-380
P66	19x30	0	-394
P67	19x30	0	-394
P68	19x30	0	-394
P69	19x30	0	-394
P70	19x30	0	-394
P71	19x30	0	-394
P72	19x30	0	-394
P73	19x30	0	-394
P74	19x30	0	-394
P75	19x30	0	-394
P76	19x30	0	-394
P77	19x30	0	-394
P78	19x30	0	-394
P79	19x30	400	6
P80	19x30	0	-394
P81	19x30	-30	-424
P82	19x30	-30	-424
P83	19x30	0	-394
P84	19x30	0	-394
P85	19x50	0	-394
P86	19x30	0	-394
P87	19x30	0	-394
P88	30x40	0	-394
P89	19x50	0	-394
P90	19x30	0	-394
P91	19x30	0	-394
P92	19x30	0	-394
P93	19x30	0	-394
P94	19x40	0	-394
P95	19x30	-30	-424
P96	19x30	0	-394
P97	19x30	0	-394
P98	19x30	0	-394
P99	19x30	0	-394
P100	19x30	0	-394
P101	19x30	0	-394
P102	19x30	0	-394
P103	19x30	-30	-424
P104	19x30	-30	-424
P105	19x40	0	-394
P106	19x30	0	-394
P107	19x40	0	-394
P108	19x30	0	-394
P109	19x30	0	-394
P110	19x30	0	-394
P111	19x30	0	-394
P112	19x30	-30	-424
P113	19x30	0	-394

Pilares			
Nome	Seção (cm)	Elevação (cm)	Nível (cm)
P114	19x30	0	-394
P115	40x40	0	-394
P116	19x30	0	-394
P117	19x30	0	-394
P118	19x30	0	-394
P119	19x30	-30	-424
P120	19x30	0	-394
P121	19x30	0	-394
P122	19x30	0	-394
P123	19x30	-30	-424
P124	19x30	-30	-424
P125	19x30	0	-394
P126	19x30	0	-394
P127	19x30	0	-394
P128	19x30	0	-394
P129	19x30	0	-394
P130	19x30	0	-394
P131	19x30	0	-394
P132	19x30	0	-394
P133	19x30	0	-394
P134	19x30	0	-394
P135	19x30	-30	-424
P136	19x30	0	-394
P137	19x30	0	-394
P138	19x30	0	-394
P139	19x50	0	-394
P140	19x30	0	-394
P141	19x30	0	-394
P142	19x30	-30	-424
P143	19x30	0	-394
P144	19x30	0	-394
P145	19x30	0	-394
P146	19x30	0	-394
P147	19x30	-30	-424
P148	19x50	0	-394
P149	19x50	0	-394
P150	19x30	0	-394
P151	19x30	0	-394
P152	19x30	0	-394
P153	19x30	0	-394
P154	19x30	0	-394
P155	19x30	0	-394
P156	19x30	0	-394
P157	19x30	0	-394
P158	19x30	0	-394
P159	19x30	0	-394
P160	19x38	0	-394
P161	19x30	0	-394
P162	19x30	0	-394
P163	19x30	0	-394
P164	19x30	0	-394
P165	19x30	0	-394
P166	19x50	0	-394
P168	19x50	0	-394
P169	19x50	0	-394
P170	19x30	0	-394
P171	19x30	0	-394
P172	19x40	0	-394
P173	19x30	0	-394
P174	19x30	0	-394
P175	19x30	0	-394
P176	19x30	0	-394
P177	19x30	0	-394
P178	19x30	0	-394
P179	19x30	0	-394
P180	19x30	0	-394
P181	19x30	0	-394
P182	19x30	0	-394
P183	19x30	0	-394
P184	19x30	0	-394
P185	19x30	0	-394
P186	19x30	0	-394
P187	19x30	0	-394
P188	19x30	0	-394
P189	19x30	0	-394
P190	19x40	0	-394
P191	19x30	0	-394
P192	24x40	0	-394
P193	24x30	0	-394
P194	19x30	33	-361
P195	19x30	39	-355
P196	19x30	50	-344
P197	19x30	62	-332
P198	19x30	-34	-428
P199	19x30	-23	-417
P200	19x30	-11	-405
P201	19x30	0	-394
P202	19x40	0	-394
P203	19x30	33	-361
P204	19x30	33	-361
P205	19x30	33	-361
P206	19x40	33	-361
P208	19x30	20	-374
P209	19x30	8	-386
P211	19x30	-4	-398
P213	19x30	-16	-410
P214	19x30	-40	-434
P215	19x30	-28	-422
P216	19x30	-39	-433
P217	19x30	-21	-415
P218	19x30	-50	-444
P221	19x30	0	-394
P222	19x30	0	-394
P225	19x30	0	-394
P226	19x30	0	-394
P227	19x30	0	-394
P228	19x30	0	-394
P229	19x30	0	-394
P230	19x30	0	-394
P231	19x30	0	-394
P232	19x30	0	-394
P233	19x30	0	-394
P234	19x30	0	-394

Vigas			
Nome	Seção (cm)	Elevação (cm)	Nível (cm)
V2395	19x30	45	-349
V2396	19x30	-40	-434
V2397	19x40	0	-394
V2398	19x40	0	-394
V2399	19x40	0	-394
V2400	19x40	0	-394
V2401	19x30	0 / -40	-394 / -434
V2402	19x30	-40 / -76	-434 / -470
V2403	19x30	0 / -40	-394 / -434
V2404	19x30	-40 / -76	-434 / -470
V2405	19x30	-10 / -76	-404 / -470

Lajes					
Nome	Tipo	Altura (cm)	Elevação (cm)	Nível (cm)	Sobrecarga (kgf/m²)
R6	Maciça	15	0	-394	455
R7	Maciça	15	0	-394	455

Características dos materiais			
fck (kgf/cm²)	Ecs (kgf/cm²)	fct (kgf/cm²)	Abatimento (cm)
250	241500	26	10.00

Dimensão máxima do agregado = 19 mm

Legenda dos pilares

- Pilar que morre
- Pilar que passa

Legenda das vigas e paredes

- Viga
- Viga inclinada
- Viga chata ou invertida

Nº	Comentário	Data	Autor
0	Emissão inicial		AUGUSTO

PROJETO ENGENHARIA

RUA SAMUEL CEZAR, 440 - AGUAVERDE / FONE: (41) 99208-4118
WWW.PROJETTAK.ENG.BR / COMERCIAL@PROJETTAK.ENG.BR

Obra:
HOSPITAL EM ALVENARIA
RUA DOS PESSEGUEIROS, SN

Código do Projeto :
6306

Proprietário:
MUNICIPIO DE CORREIA PINTO

Assinatura:

Autor Projeto:
AUGUSTO CESAR HENKE GRUBER
Autor Projeto CREA PR-33.829/D

Assinatura:

Referências:
FORMA TÉRREO

Escala:
INDICADA

Prancha:
8
87

Desenho:
AUGUSTO

Coordenador:
AUGUSTO

Data:

Revisão:
R.0

PROJETO ESTRUTURAL

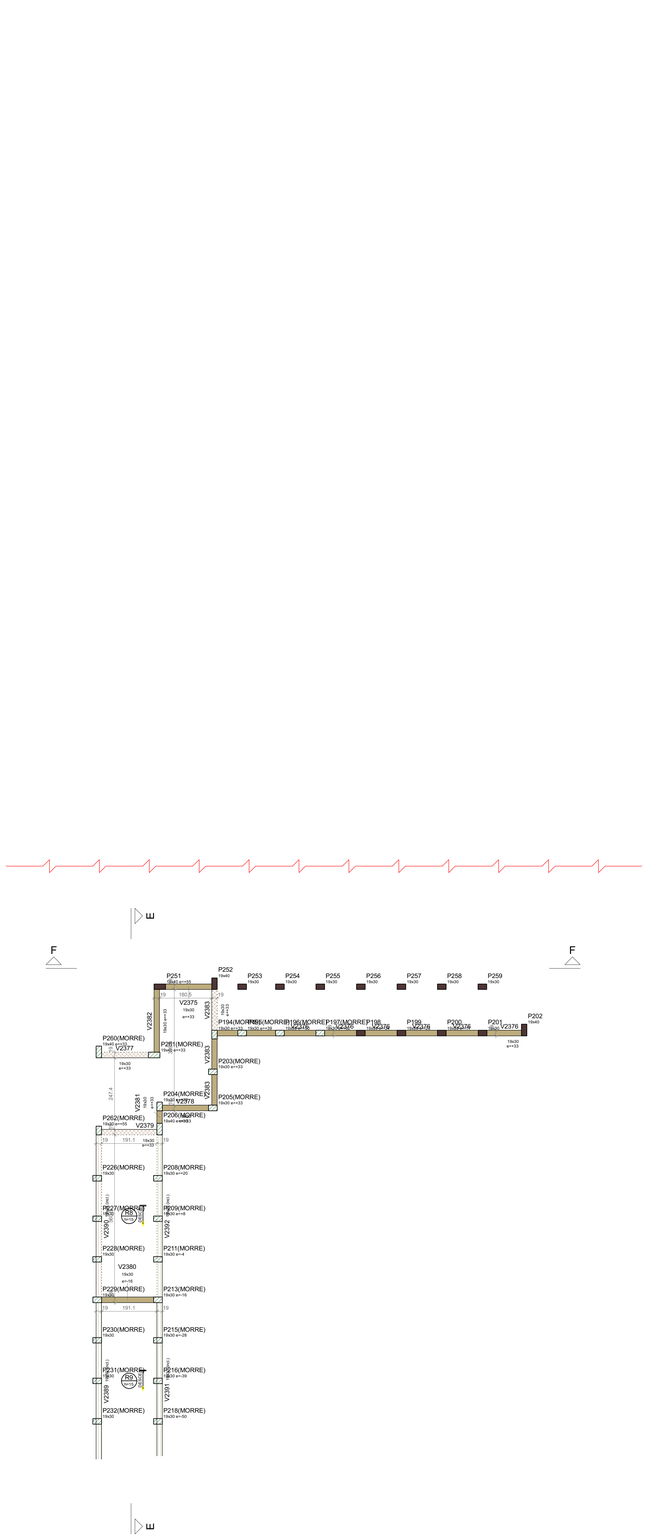

FORMA INTERMEDIÁRIA DO PAVIMENTO TÉRREO (NÍVEL -333.40)

escala 1:75


D
B
B
D
P9 19x30
P10 19x30
P11 19x30
P12 19x30
P13 19x30
P14 19x30
P22 19x40
P23 19x40
P24 19x40
P34 19x30
P35 19x30
P36 19x30
P37 19x30
P53 19x30
P54 19x40
P55 19x60
P63 19x30
P64 19x30
P236 19x30
P237 19x30
P238 19x30
P244 19x30
P245 19x30
P246 19x30
V2371 19x40
P247 19x30
V2387 19x30
P248 19x30
V2372 19x40
P249 19x30
P250 19x30
V2373 19x40
P38(MORRE) 19x30 a=30
V2394
P57(MORRE) 19x40 a=30
P56 19x30
V2393 19x40
P60(MORRE) 19x30 a=10
P51 19x30
P81 19x30
V2383
P82 19x30 a=30
P83 19x30
P84 19x30
P85 19x40
P86 19x30
P87 19x30
P88 19x40
P89 19x60
P90 19x30
P91 19x30
P92 19x30
P93 19x30
P94 19x40
V2385
P95 19x30 a=30
V2386
P103 19x30 a=30
P104 19x30 a=30
V2388
V2389
P112 19x30 a=30
V2395
P119 19x30 a=30
V2384
P123 19x30 a=30
P124 19x30 a=30
P135 19x30 a=30
P142 19x30 a=30
P147 19x30 a=30
V2384
P157 19x30
P158 19x30
P159 19x30
P160 19x30
V2374 19x40
P165 19x30
P113 19x30
P114 19x30
P115 19x40
P116 19x30
P117 19x30
P118 19x30
P120 19x30
P121 19x30
P122 19x30
P125 19x30
P134 19x30
P136 19x30
P137 19x30
P138 19x30
P139 19x30
P140 19x30
P141 19x30
P143 19x30
P144 19x30
P145 19x30
P146 19x30
P148 19x30
P149 19x30
P161 19x30
P162 19x30
P163 19x30
P164 19x30
GRUPO 1
GRUPO 2
GRUPO 3
GRUPO 4
GRUPO 5
GRUPO 6
GRUPO 7
GRUPO 8
GRUPO 9
GRUPO 10
GRUPO 11
GRUPO 12
GRUPO 13
GRUPO 14
GRUPO 15
GRUPO 16
GRUPO 17
GRUPO 18
GRUPO 19
GRUPO 20
GRUPO 21
GRUPO 22
GRUPO 23
GRUPO 24
GRUPO 25
GRUPO 26
GRUPO 27
GRUPO 28
GRUPO 29
GRUPO 30
GRUPO 31
GRUPO 32
GRUPO 33
GRUPO 34
GRUPO 35
GRUPO 36
GRUPO 37
GRUPO 38
GRUPO 39
GRUPO 40
GRUPO 41
GRUPO 42
GRUPO 43
GRUPO 44
GRUPO 45
GRUPO 46
GRUPO 47
GRUPO 48
GRUPO 49
GRUPO 50
GRUPO 51
GRUPO 52
GRUPO 53
GRUPO 54
GRUPO 55
GRUPO 56
GRUPO 57
GRUPO 58
GRUPO 59
GRUPO 60
GRUPO 61
GRUPO 62
GRUPO 63
GRUPO 64
GRUPO 65
GRUPO 66
GRUPO 67
GRUPO 68
GRUPO 69
GRUPO 70
GRUPO 71
GRUPO 72
GRUPO 73
GRUPO 74
GRUPO 75
GRUPO 76
GRUPO 77
GRUPO 78
GRUPO 79
GRUPO 80
GRUPO 81
GRUPO 82
GRUPO 83
GRUPO 84
GRUPO 85
GRUPO 86
GRUPO 87
GRUPO 88
GRUPO 89
GRUPO 90
GRUPO 91
GRUPO 92
GRUPO 93
GRUPO 94
GRUPO 95
GRUPO 96
GRUPO 97
GRUPO 98
GRUPO 99
GRUPO 100
GRUPO 101
GRUPO 102
GRUPO 103
GRUPO 104
GRUPO 105
GRUPO 106
GRUPO 107
GRUPO 108
GRUPO 109
GRUPO 110
GRUPO 111
GRUPO 112
GRUPO 113
GRUPO 114
GRUPO 115
GRUPO 116
GRUPO 117
GRUPO 118
GRUPO 119
GRUPO 120
GRUPO 121
GRUPO 122
GRUPO 123
GRUPO 124
GRUPO 125
GRUPO 126
GRUPO 127
GRUPO 128
GRUPO 129
GRUPO 130
GRUPO 131
GRUPO 132
GRUPO 133
GRUPO 134
GRUPO 135
GRUPO 136
GRUPO 137
GRUPO 138
GRUPO 139
GRUPO 140
GRUPO 141
GRUPO 142
GRUPO 143
GRUPO 144
GRUPO 145
GRUPO 146
GRUPO 147
GRUPO 148
GRUPO 149
GRUPO 150
GRUPO 151
GRUPO 152
GRUPO 153
GRUPO 154
GRUPO 155
GRUPO 156
GRUPO 157
GRUPO 158
GRUPO 159
GRUPO 160
GRUPO 161
GRUPO 162
GRUPO 163
GRUPO 164
GRUPO 165
GRUPO 166
GRUPO 167
GRUPO 168
GRUPO 169
GRUPO 170
GRUPO 171
GRUPO 172
GRUPO 173
GRUPO 174
GRUPO 175
GRUPO 176
GRUPO 177
GRUPO 178
GRUPO 179
GRUPO 180
GRUPO 181
GRUPO 182
GRUPO 183
GRUPO 184
GRUPO 185
GRUPO 186
GRUPO 187
GRUPO 188
GRUPO 189
GRUPO 190
GRUPO 191
GRUPO 192
GRUPO 193
GRUPO 194
GRUPO 195
GRUPO 196
GRUPO 197
GRUPO 198
GRUPO 199
GRUPO 200
GRUPO 201
GRUPO 202
GRUPO 203
GRUPO 204
GRUPO 205
GRUPO 206
GRUPO 207
GRUPO 208
GRUPO 209
GRUPO 210
GRUPO 211
GRUPO 212
GRUPO 213
GRUPO 214
GRUPO 215
GRUPO 216
GRUPO 217
GRUPO 218
GRUPO 219
GRUPO 220
GRUPO 221
GRUPO 222
GRUPO 223
GRUPO 224
GRUPO 225
GRUPO 226
GRUPO 227
GRUPO 228
GRUPO 229
GRUPO 230
GRUPO 231
GRUPO 232
GRUPO 233
GRUPO 234
GRUPO 235
GRUPO 236
GRUPO 237
GRUPO 238
GRUPO 239
GRUPO 240
GRUPO 241
GRUPO 242
GRUPO 243
GRUPO 244
GRUPO 245
GRUPO 246
GRUPO 247
GRUPO 248
GRUPO 249
GRUPO 250
GRUPO 251
GRUPO 252
GRUPO 253
GRUPO 254
GRUPO 255
GRUPO 256
GRUPO 257
GRUPO 258
GRUPO 259
GRUPO 260
GRUPO 261
GRUPO 262
1552
1552
1552

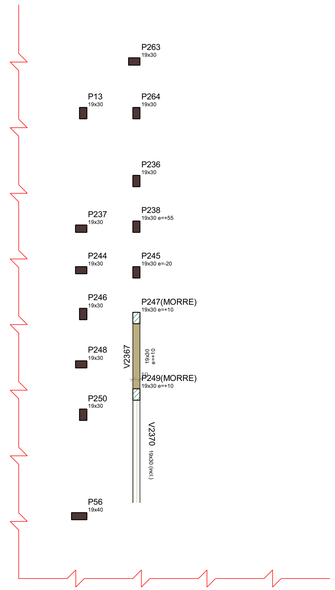

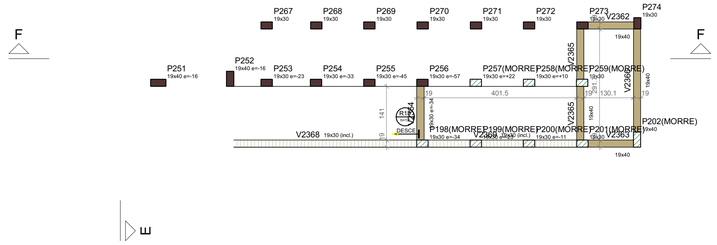

FORMA INTERMEDIÁRIA DO PAVIMENTO TÉRREO (NÍVEL -225)

escala 1:75

Pilares			
Nome	Seção (cm)	Elevação (cm)	Nível (cm)
P1	19x40	0	-225
P2	19x30	0	-225
P3	19x40	0	-225
P4	19x50	0	-225
P5	19x40	0	-225
P6	19x40	0	-225
P7	19x50	0	-225
P8	19x30	0	-225
P9	19x30	0	-225
P10	19x30	0	-225
P11	19x30	0	-225
P12	19x30	0	-225
P13	19x30	0	-225
P14	19x30	0	-225
P15	19x30	0	-225
P16	19x30	0	-225
P17	19x50	0	-225
P18	19x30	0	-225
P19	19x50	0	-225
P20	19x30	0	-225
P21	19x30	0	-225
P22	19x40	0	-225
P23	19x40	0	-225
P24	19x40	0	-225
P25	19x30	0	-225
P26	19x40	0	-225
P27	19x30	0	-225
P28	19x30	0	-225
P29	19x30	0	-225
P30	19x30	0	-225
P31	19x30	0	-225
P32	19x30	0	-225
P33	19x40	0	-225
P34	19x30	0	-225
P35	19x30	0	-225
P36	19x30	0	-225
P37	19x30	0	-225
P39	19x30	0	-225
P40	19x30	0	-225
P41	19x30	0	-225
P42	19x30	0	-225
P43	19x30	0	-225
P44	19x30	0	-225
P45	19x30	0	-225
P46	19x30	0	-225
P47	19x30	0	-225
P48	19x30	0	-225
P49	19x30	0	-225
P50	19x30	0	-225
P51	19x30	0	-225
P52	19x30	0	-225
P53	19x30	0	-225
P54	19x40	0	-225
P55	19x50	0	-225
P56	19x40	0	-225
P58	19x30	0	-225
P59	19x30	0	-225
P61	19x30	0	-225
P62	19x30	0	-225
P63	19x30	0	-225
P64	19x30	0	-225
P66	19x30	0	-225
P67	19x30	0	-225
P68	19x30	0	-225
P69	19x30	0	-225
P70	19x30	0	-225
P71	19x30	0	-225
P72	19x30	0	-225
P73	19x30	0	-225
P74	19x30	0	-225
P75	19x30	0	-225
P76	19x30	0	-225
P77	19x30	0	-225
P78	19x30	0	-225
P79	19x30	400	175
P80	19x30	0	-225
P81	19x30	-30	-255
P82	19x30	-30	-255
P83	19x30	0	-225
P84	19x30	0	-225
P85	19x50	0	-225
P86	19x30	0	-225
P87	19x30	0	-225
P88	30x40	0	-225
P89	19x50	0	-225
P90	19x30	0	-225
P91	19x30	0	-225
P92	19x30	0	-225
P93	19x30	0	-225
P94	19x40	0	-225
P95	19x30	-30	-255
P96	19x30	0	-225
P97	19x30	0	-225
P98	19x30	0	-225
P99	19x30	0	-225
P100	19x30	0	-225
P101	19x30	0	-225
P102	19x30	0	-225
P103	19x30	-30	-255
P104	19x30	-30	-255
P105	19x40	0	-225
P106	19x30	0	-225
P107	19x40	0	-225
P108	19x30	0	-225
P109	19x30	0	-225
P110	19x30	0	-225
P111	19x30	0	-225
P112	19x30	-30	-255
P113	19x30	0	-225
P114	19x30	0	-225
P115	40x40	0	-225
P116	19x30	0	-225
P117	19x30	0	-225
P118	19x30	0	-225
P119	19x30	-30	-255

Pilares			
Nome	Seção (cm)	Elevação (cm)	Nível (cm)
P120	19x30	0	-225
P121	19x30	0	-225
P122	19x30	0	-225
P123	19x30	-30	-255
P124	19x30	-30	-255
P125	19x30	0	-225
P126	19x30	0	-225
P127	19x30	0	-225
P128	19x30	0	-225
P129	19x30	0	-225
P130	19x30	0	-225
P131	19x30	0	-225
P132	19x30	0	-225
P133	19x30	0	-225
P134	19x30	0	-225
P135	19x30	-30	-255
P136	19x30	0	-225
P137	19x30	0	-225
P138	19x30	0	-225
P139	19x50	0	-225
P140	19x30	0	-225
P141	19x30	0	-225
P142	19x30	-30	-255
P143	19x30	0	-225
P144	19x30	0	-225
P145	19x30	0	-225
P146	19x30	0	-225
P147	19x30	-30	-255
P148	19x50	0	-225
P149	19x50	0	-225
P150	19x30	0	-225
P151	19x30	0	-225
P152	19x30	0	-225
P153	19x30	0	-225
P154	19x30	0	-225
P155	19x30	0	-225
P156	19x30	0	-225
P157	19x30	0	-225
P158	19x30	0	-225
P159	19x30	0	-225
P160	19x38	0	-225
P161	19x30	0	-225
P162	19x30	0	-225
P163	19x30	0	-225
P164	19x30	0	-225
P165	19x30	0	-225
P166	19x50	0	-225
P168	19x50	0	-225
P169	19x50	0	-225
P170	19x30	0	-225
P171	19x30	0	-225
P172	19x40	0	-225
P173	19x30	0	-225
P174	19x30	0	-225
P175	19x30	0	-225
P176	19x30	0	-225
P177	19x30	0	-225
P178	19x30	0	-225
P179	19x30	0	-225
P180	19x30	0	-225
P181	19x30	0	-225
P182	19x30	0	-225
P183	19x30	0	-225
P184	19x30	0	-225
P185	19x30	0	-225
P186	19x30	0	-225
P187	19x30	0	-225
P188	19x30	0	-225
P189	19x30	0	-225
P190	19x40	0	-225
P191	19x30	0	-225
P192	24x40	0	-225
P193	24x30	0	-225
P198	19x30	-34	-259
P199	19x30	-23	-248
P200	19x30	-11	-236
P201	19x30	0	-225
P202	19x40	0	-225
P235	19x30	0	-225
P236	19x30	0	-225
P237	19x30	0	-225
P238	19x30	55	-170
P239	19x30	0	-225
P240	19x30	0	-225
P241	19x30	0	-225
P242	19x30	0	-225
P243	19x30	0	-225
P244	19x30	0	-225
P245	19x30	-20	-245
P246	19x30	0	-225
P247	19x30	10	-215
P248	19x30	0	-225
P249	19x30	10	-215
P250	19x30	0	-225
P251	19x40	-16	-241
P252	19x40	-16	-241
P253	19x30	-23	-248
P254	19x30	-33	-258
P255	19x30	-45	-270
P256	19x30	-57	-282
P257	19x30	22	-203
P258	19x30	10	-215
P259	19x30	0	-225
P263	19x30	0	-225
P264	19x30	0	-225
P265	19x30	0	-225
P266	19x25	0	-225
P267	19x30	0	-225
P268	19x30	0	-225
P269	19x30	0	-225
P270	19x30	0	-225
P271	19x30	0	-225
P272	19x30	0	-225
P273	19x30	0	-225
P274	19x30	0	-225

Legenda dos pilares

- Pilar que morre
- Pilar que passa

Legenda das vigas e paredes

- Viga
- Viga inclinada

Vigas			
Nome	Seção (cm)	Elevação (cm)	Nível (cm)
V2362	19x40	0	-225
V2363	19x40	0	-225
V2364	19x30	-34	-259
V2365	19x40	0	-225
V2366	19x40	0	-225
V2367	19x30	10	-215
V2368	19x30	-34 / -75.4	-259 / -300.4
V2369	19x30	0 / -34.4	-225 / -259.4
V2370	19x50	10 / -66.4	-215 / -293.4

Lajes					
Nome	Tipo	Altura (cm)	Elevação (cm)	Nível (cm)	Sobrecarga (kgf/m²)
R13	Maciça	15	0	-225	455

Características dos materiais			
fck (kgf/cm²)	Ecs (kgf/cm²)	fcd (kgf/cm²)	Abatimento (cm)
250	241500	25	10.00

Dimensão máxima do agregado = 19 mm

Nº	Comentário	Data	Autor
0	Emissão inicial		AUGUSTO

PROJETO ENGENHARIA

RUA SAMUEL CEZAR, 449 - ÁGUA VERDE / FONE: (41) 99208-4118
WWW.PROJETTAR.ENG.BR / COMERCIAL@PROJETTAR.ENG.BR

Obra:
HOSPITAL EM ALVENARIA
RUA DOS PESSEGUEIROS, SN

Código do Projeto : **6306**

Proprietário:
MUNICIPIO DE CORREIA PINTO

Assinatura:

Autor Projeto:
AUGUSTO CESAR HENKE GRUBER
Autor Projeto CREA PR-33.829/D

Assinatura:

Referências:
FORMA TÉRREO

Escala: INDICADA
Desenho: AUGUSTO
Coordenador: AUGUSTO
Data:

Prancha: **10** 87
Revisão: R.0

PROJETO ESTRUTURAL

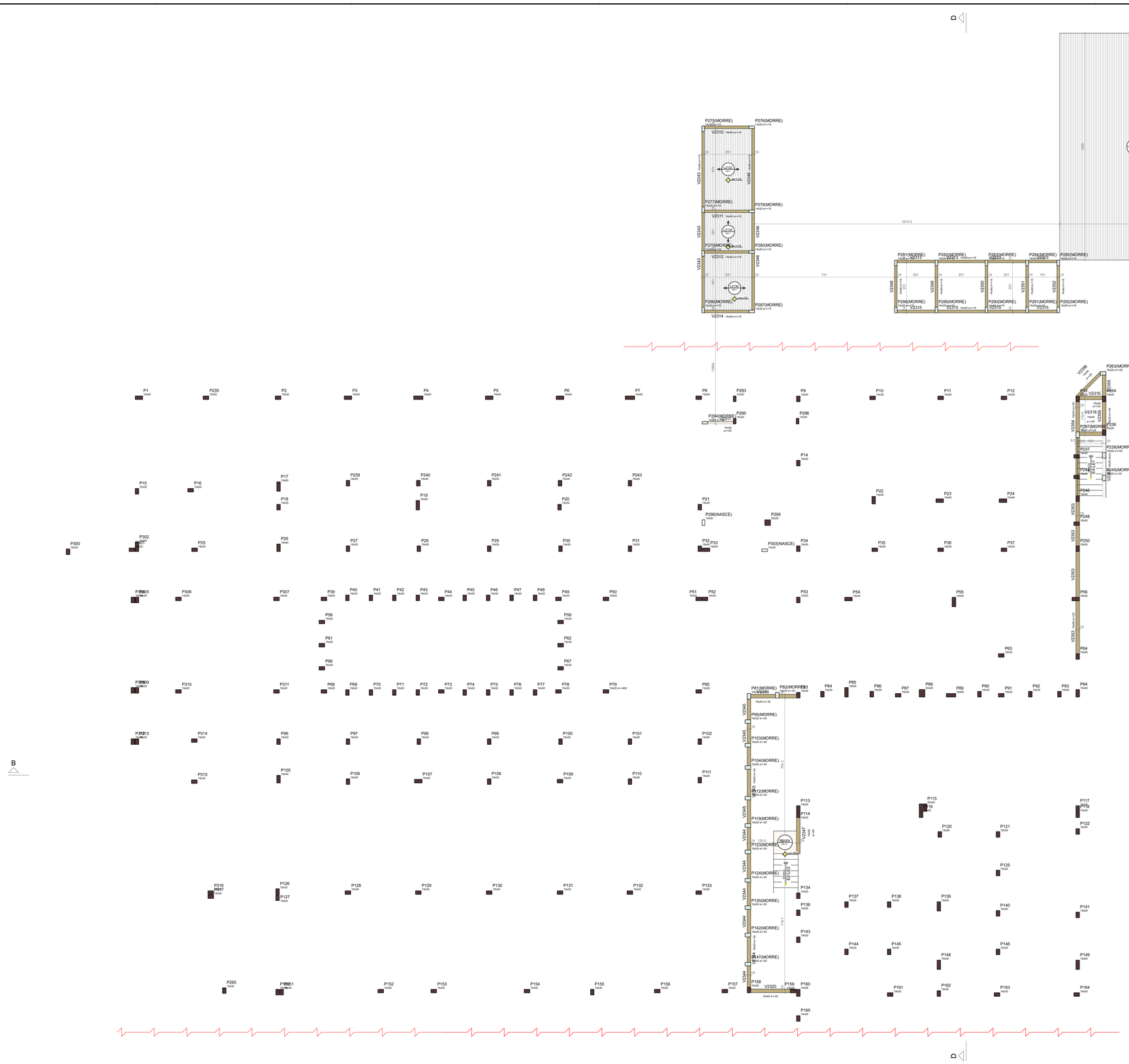
P275(MORRE) 19x30 a=-15
P276(MORRE) 19x30 a=-15
V2310 14x40 a=-15
V2343 14x40 a=-15
V2346 14x40 a=-15
L2133 19x30
a=-15
P277(MORRE) 14x30 a=-15
P278(MORRE) 14x30 a=-15
V2311 14x40 a=-15
V2344 14x40 a=-15
V2346
P279(MORRE) 14x30 a=-15
P280(MORRE) 14x30 a=-15
V2312 14x40 a=-15
V2343
V2346
P286(MORRE) 14x30 a=-15
P287(MORRE) 14x30 a=-15
V2314 14x40 a=-15
1615.5
800
741
1000
L2132 19x30
a=-15
P281(MORRE) 14x30 a=-15
P282(MORRE) 14x30 a=-15
P283(MORRE) 14x30 a=-15
P284(MORRE) 14x30 a=-15
P285(MORRE) 14x30 a=-15
V2348
V2349
V2350
V2351
V2352
P288(MORRE) 14x30 a=-15
P289(MORRE) 14x30 a=-15
P290(MORRE) 14x30 a=-15
P291(MORRE) 14x30 a=-15
P292(MORRE) 14x30 a=-15
V2315
1395s
P263(MORRE) 19x30 a=+25
V2256 19x30 a=-25
V2350
V2316
V2318
V2255
V2354 14x40 a=+15
P297(MORRE) 19x30 a=+25
P236 19x30
P237 19x30
P238(MORRE) 19x30 a=+05
P245(MORRE) 19x30 a=-20
P234 19x30
P246
P248 19x30
P250 19x30
P56 19x40
V2353 14x40 a=-15
P64 19x30
P294(MORRE) 19x30 a=-30
P295 19x30
P296 19x30
P14 19x30
P299(NASCE) 14x30
P303(NASCE) 14x30
P22 19x40
P23 19x40
P24 19x40
P35 19x30
P36 19x30
P37 19x30
P53 19x30
P54 19x40
P55 19x30
P63 19x30
P81(MORRE) 19x30 a=-30
P82(MORRE) 19x30 a=-30
P83 19x30
P84 19x30
P85 19x40
P86 19x30
P87 19x30
P88 19x40
P89 19x40
P90 19x30
P91 19x30
P92 19x30
P93 19x30
P94 19x40
V2345
P95(MORRE) 19x30 a=-30
P103(MORRE) 19x30 a=-30
P104(MORRE) 19x30 a=-30
P112(MORRE) 19x30 a=-30
P119(MORRE) 19x30 a=-30
P123(MORRE) 19x30 a=-30
V2344
V2347 19x30 a=-30
P124(MORRE) 19x30 a=-30
P135(MORRE) 19x30 a=-30
P142(MORRE) 19x30 a=-30
P147(MORRE) 19x30 a=-30
P158 19x30
V2320
P159 19x30
P160 19x30
P165 19x30
P113 19x30
P114 19x30
P115 19x30
P116 19x30
P117 19x30
P118 19x30
P122 19x30
P125 19x30
P130 19x30
P121 19x30
P134 19x30
P136 19x30
P137 19x30
P138 19x30
P139 19x30
P140 19x30
P141 19x30
P143 19x30
P144 19x30
P145 19x30
P146 19x30
P148 19x30
P149 19x30
P161 19x30
P162 19x30
P163 19x30
P164 19x30
P1 19x40
P235 19x30
P2 19x30
P3 19x40
P4 19x30
P5 19x40
P6 19x40
P7 19x30
P8 19x30
P293 19x30
P9 19x30
P10 19x30
P11 19x30
P12 19x30
P15 19x30
P16 19x30
P17 19x30
P239 19x30
P240 19x30
P241 19x30
P242 19x30
P243 19x30
P18 19x30
P19 19x30
P20 19x30
P21 19x30
P300 19x30
P302 19x30
P25 19x30
P26 19x40
P27 19x30
P28 19x30
P29 19x30
P30 19x30
P31 19x30
P32 19x30
P33 19x40
P305 19x30
P306 19x30
P307 19x30
P39 19x30
P40 19x30
P41 19x30
P42 19x30
P43 19x30
P44 19x30
P45 19x30
P46 19x30
P47 19x30
P48 19x30
P49 19x30
P50 19x30
P51 19x30
P52 19x30
P58 19x30
P59 19x30
P61 19x30
P62 19x30
P66 19x30
P67 19x30
P309 19x30
P310 19x30
P311 19x30
P68 19x30
P69 19x30
P70 19x30
P71 19x30
P72 19x30
P73 19x30
P74 19x30
P75 19x30
P76 19x30
P77 19x30
P78 19x30
P79 19x30 a=+450
P80 19x30
P312 19x30
P313 19x30
P314 19x30
P96 19x30
P97 19x30
P98 19x30
P99 19x30
P100 19x30
P101 19x30
P102 19x30
P315 19x30
P105 19x40
P106 19x30
P107 19x40
P108 19x30
P109 19x30
P110 19x30
P111 19x30
P316 19x30
P317 19x30
P126 19x30
P127 19x30
P128 19x30
P129 19x30
P130 19x30
P131 19x30
P132 19x30
P133 19x30
P265 19x30
P151 19x30
P152 19x30
P153 19x30
P154 19x30
P155 19x30
P156 19x30
P157 19x30
V2316
V2318
V2255
V2354
V2253
V2353
V2253
V2353
V2345
V2344
V2344
V2344

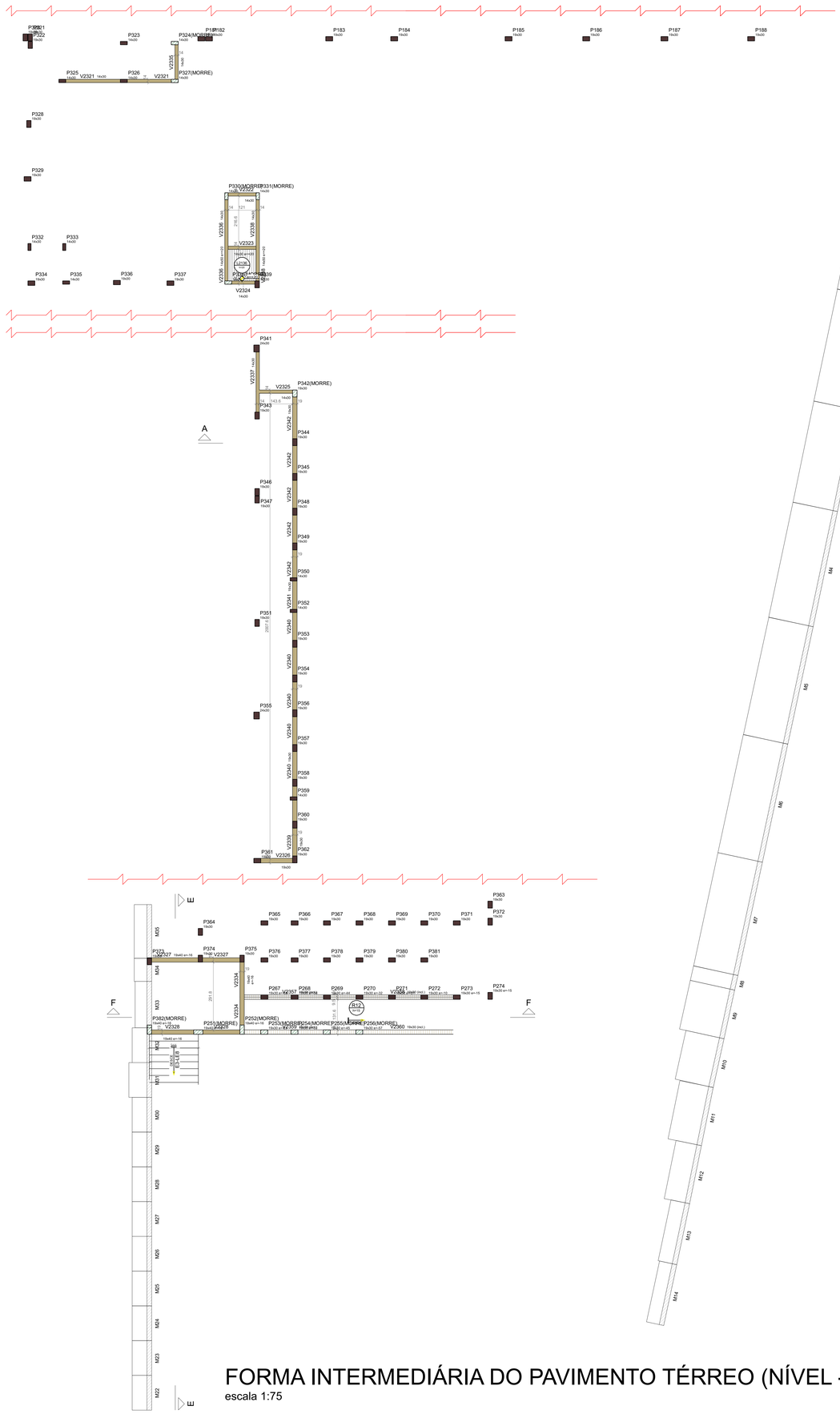

FORMA INTERMEDIÁRIA DO PAVIMENTO TÉRREO (NÍVEL -135) - PARTE 2

escala 1:75

Blocos de enchimento						
Detalhe	Tipo	Nome	Dimensões(cm) hb	tx	by	Quantidade
1	EPS Unidirecional	BB/30/125	8	30	125	69

Pilares

Nome	Secção (cm)	Elevação (cm)	Nível (cm)
P1	19x40	0	-135
P2	19x30	0	-135
P3	19x30	0	-135
P4	19x40	0	-135
P5	19x40	0	-135
P6	19x40	0	-135
P7	19x50	0	-135
P8	19x30	0	-135
P9	19x30	0	-135
P10	19x30	0	-135
P11	19x30	0	-135
P12	19x30	0	-135
P13	19x30	0	-135
P14	19x30	0	-135
P15	19x30	0	-135
P16	19x30	0	-135
P17	19x30	0	-135
P18	19x50	0	-135
P19	19x30	0	-135
P20	19x30	0	-135
P21	19x40	0	-135
P22	19x40	0	-135
P23	19x40	0	-135
P24	19x40	0	-135
P25	19x30	0	-135
P26	19x30	0	-135
P27	19x30	0	-135
P28	19x30	0	-135
P29	19x30	0	-135
P30	19x30	0	-135
P31	19x30	0	-135
P32	19x30	0	-135
P33	19x40	0	-135
P34	19x30	0	-135
P35	19x30	0	-135
P36	19x30	0	-135
P37	19x30	0	-135
P38	19x30	0	-135
P39	19x30	0	-135
P40	19x30	0	-135
P41	19x30	0	-135
P42	19x30	0	-135
P43	19x30	0	-135
P44	19x30	0	-135
P45	19x30	0	-135
P46	19x30	0	-135
P47	19x30	0	-135
P48	19x30	0	-135
P49	19x30	0	-135
P50	19x30	0	-135
P51	19x30	0	-135
P52	19x30	0	-135
P53	19x40	0	-135
P54	19x40	0	-135
P55	19x40	0	-135
P56	19x40	0	-135
P57	19x30	0	-135
P58	19x30	0	-135
P59	19x30	0	-135
P60	19x30	0	-135
P61	19x30	0	-135
P62	19x30	0	-135
P63	19x30	0	-135
P64	19x30	0	-135
P65	19x30	0	-135
P66	19x30	0	-135
P67	19x30	0	-135
P68	19x30	0	-135
P69	19x30	0	-135
P70	19x30	0	-135
P71	19x30	0	-135
P72	19x30	0	-135
P73	19x30	0	-135
P74	19x30	0	-135
P75	19x30	0	-135
P76	19x30	0	-135
P77	19x30	0	-135
P78	19x30	0	-135
P79	19x30	450	285
P80	19x30	0	-135
P81	19x30	-90	-165
P82	19x30	-90	-165
P83	19x30	0	-135
P84	19x30	0	-135
P85	19x60	0	-135
P86	19x30	0	-135
P87	19x30	0	-135
P88	19x30	0	-135
P89	19x30	0	-135
P90	19x30	0	-135
P91	19x30	0	-135
P92	19x30	0	-135
P93	19x30	0	-135
P94	19x40	0	-135
P95	19x30	-90	-165
P96	19x30	0	-135
P97	19x30	0	-135
P98	19x30	0	-135
P99	19x30	0	-135
P100	19x30	0	-135
P101	19x30	0	-135
P102	19x30	0	-135
P103	19x30	-90	-165
P104	19x30	-90	-165
P105	19x40	0	-135
P106	19x30	0	-135
P107	19x40	0	-135
P108	19x30	0	-135
P109	19x30	0	-135
P110	19x30	0	-135
P111	19x30	0	-135
P112	19x30	-90	-165
P113	19x30	0	-135
P114	19x30	0	-135
P115	40x40	0	-135
P116	19x30	0	-135
P117	19x30	0	-135
P118	19x30	0	-135
P119	19x30	-90	-165
P120	19x30	0	-135
P121	19x30	0	-135
P122	19x30	0	-135
P123	19x30	-90	-165
P124	19x30	-90	-165
P125	19x30	0	-135
P126	19x30	0	-135
P127	19x30	0	-135
P128	19x30	0	-135
P129	19x30	0	-135
P130	19x30	0	-135
P131	19x30	0	-135
P132	19x30	0	-135
P133	19x30	0	-135
P134	19x30	0	-135
P135	19x30	0	-135
P136	19x30	-90	-165
P137	19x30	0	-135
P138	19x30	0	-135
P139	19x30	0	-135
P140	19x30	0	-135
P141	19x30	0	-135
P142	19x30	-90	-165
P143	19x30	0	-135
P144	19x30	0	-135
P145	19x30	0	-135
P146	19x30	0	-135
P147	19x30	-90	-165
P148	19x50	0	-135
P149	19x50	0	-135
P150	19x30	0	-135
P151	19x30	0	-135
P152	19x30	0	-135
P153	19x30	0	-135
P154	19x30	0	-135
P155	19x30	0	-135
P156	19x30	0	-135
P157	19x30	0	-135
P158	19x30	0	-135
P159	19x30	0	-135
P160	19x38	0	-135
P161	19x30	0	-135
P162	19x30	0	-135
P163	19x30	0	-135
P164	19x30	0	-135
P165	19x30	0	-135
P166	19x50	0	-135
P167	19x50	0	-135
P168	19x50	0	-135
P169	19x50	0	-135
P170	19x50	0	-135
P171	19x30	0	-135
P172	19x60	0	-135
P173	19x30	0	-135
P174	19x30	0	-135
P175	19x30	0	-135
P176	19x30	0	-135
P177	19x30	0	-135
P178	19x30	0	-135
P179	19x30	0	-135
P180	19x30	25	-110
P181	19x30	0	-135
P182	19x30	-90	-165
P183	19x30	0	-135
P184	19x30	0	-135
P185	19x30	0	-135
P186	19x30	0	-135
P187	19x30	0	-135
P188	19x30	0	-135
P189	19x30	0	-135
P190	19x30	0	-135
P191	19x30	0	-135
P192	19x30	0	-135
P193	19x30	0	-135
P194	19x30	0	-135
P195	19x30	0	-135
P196	19x30	0	-135
P197	19x30	0	-135
P198	19x30	0	-135
P199	19x30	0	-135
P200	19x30	0	-135
P201	19x30	0	-135
P202	19x30	0	-135
P203	19x30	0	-135
P204	19x30	0	-135
P205	19x30	0	-135
P206	19x30	0	-135
P207	19x30	0	-135
P208	19x30	0	-135
P209	19x30	0	-135
P210	19x30	0	-135
P211	19x30	0	-135
P212	19x30	0	-135
P213	19x30	0	-135
P214	19x30	0	-135
P215	19x30	0	-135
P216	19x30	0	-135
P217	19x30	0	-135
P218	19x30	0	-135
P219	19x30	0	-135
P220	19x30	0	-135
P221	19x30	0	-135
P222	19x30	0	-135
P223	19x30	0	-135
P224	19x30	0	-135
P225	19x30	0	-135
P226	19x30	0	-135
P227	19x30	0	-135
P228	19x30	0	-135
P229	19x30	0	-135
P230	19x30	0	-135
P231	19x30	0	-135
P232	19x30	0	-135
P233	19x30	0	-135
P234	19x30	0	-135
P235	19x30	0	-135
P236	19x30	0	-135
P237	19x30	0	-135
P238	19x30	0	-135
P239	19x30	0	-135
P240	19x30	0	-135
P241	19x30	0	-135
P242	19x30	0	-135
P243	19x30	0	-135
P244	19x30	0	-135
P245	19x30	-20	-155
P246	19x30	0	-135
P247	19x30	0	-135
P248	19x30	0	-135
P249	19x30	-16	-151
P250	19x30	-16	-151
P251	19x30	-23	-158
P252	19x30	-33	-168
P253	19x30	-47	-182
P254	19x30	-57	-192
P255	19x30	25	-110
P256	19x30	0	-135
P257	19x30	0	-135
P258	19x30	0	-135
P259	19x30	-66	-201
P260	19x30	-56	-191
P261	19x30	-44	-179
P262	19x30	-32	-167
P263	19x30	-57 / -90	-192 / -225
P264	19x30	-57 / -90	-192 / -225
P265	19x30	-57 / -90	-192 / -225
P266	19x30	21 / 188.4	-110 / 223.4

Vigas

Nome	Secção (cm)	Elevação (cm)	Nível (cm)
V2310	14x40	15	-120
V2311	14x40	15	-120
V2312	14x40	15	-120
V2313	14x40	15	-120
V2314	14x40	15	-120
V2315	14x40	15	-120
V2316	19x30	25	-110
V2317	19x30	25	-110
V2318	19x40	25	-110
V2319	19x40	-30	-165
V2320	19x40	-30	-165
V2321	14x30	0	-135
V2322	14x30	0	-135
V2323	14x30	20	-115
V2324	14x30	0	-135
V2325	14x30	0	-135
V2326	19x40	0	-135
V2327	19x40	-16	-151
V2328	19x40	-16	-151
V2329	19x40	-15	-150
V2330	19x40	-15	-150
V2331	19x40	-15	-150
V2332	19x40	-15	-150
V2333	19x40	-15	-150
V2334	19x40	-16	-151
V2335	14x40	0	-135
V2336	14x60	20	-115
V2337	14x30	0	-135
V2338	14x60	20	-115
V2339	19x30	0	-135
V2340	19x30	0	-135
V2341	19x30	0	-135
V2342	19x30	0	-135
V2343	19x40	-30	-165
V2344	19x40	-30	-165
V2345	19x40	-30	-165
V2346	19x40	15	-120
V2347	19x30	45	-200
V2348	19x30	15	-120
V2349	14x40	15	-120
V2350	14x40	15	-120
V2351	14x40	15	-120
V2352	14x40	15	-120
V2353	19x30	25	-110
V2354	19x40	25	-110
V2355	19x30	25	-110
V2356	19x30	-44	-179
V2357	19x30	-32	-167
V2358	19x30	-57 / -90	-192 / -225
V2359	19x30	-57 / -90	-192 / -225
V2360	19x30	-57 / -90	-192 / -225
V2361	19x30	21 / 188.4	-110 / 223.4

Lajes

Nome	Tipo	Altura (cm)	Elevação (cm)	Nível (cm)	Sobrecarga (kgf/cm²)
E2-LE3	Maciça	12	-15	-135	455
E2-LE4	Maciça	12	-85	-200	455
E4-LE5	Maciça	12	0	-135	455
E4-LE1	Maciça	12	0	-135	455
L2132	Maciça	20	15	-120	3137
L2133	Treliçada 1Q	12	15	-120	537
L2134	Treliçada 1Q	12	15	-120	537
L2135	Treliçada 1Q	12	15	-120	537
L2136	Maciça	20	0	-135	455
R12	Maciça	15	0	-135	455

Características dos materiais			
fck (kgf/cm²)	Eca (kgf/cm²)	fyk (kgf/cm²)	Abatimento (cm)
250	238000	5000	08

Dimensão máxima do agregado = 19 mm

Legenda dos pilares
- Pilar que morre
- Pilar que passa
- Pilar que nasce

Legenda das vigas e paredes
- Viga
- Viga inclinada
- Viga chata ou invertida

Detalhe 1 (esc. 1:30)

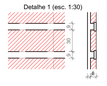

Nº	Comentário	Data	Autor
0	Emissão inicial		AUGUSTO

PROJETO ENGENHARIA
RUA SAMUEL CEZAR, 440 - ÁGUA VERDE - / FONE: (41) 99204-4116
WWW.PROJETTAK.ENG.BR - / COMERCIAL@PROJETTAK.ENG.BR

Obra:
HOSPITAL EM ALVENARIA
RUA DOS PESSEGUEIROS, SN

Código do Projeto:
6306

Proprietário:
MUNICIPIO DE CORREIA PINTO

Assinatura:

Autor Projeto:
AUGUSTO CESAR HENKE GRUBER
Autor Projeto — CREA PR-33.829/D

Assinatura:

Referências:
FORMA TÉRREO

Escala: INDICADA
Desenho: AUGUSTO
Coordenador: AUGUSTO
Data:

Prancha: **12** 87
Revisão: R.0

PROJETO ESTRUTURAL

A0-1188x841mm

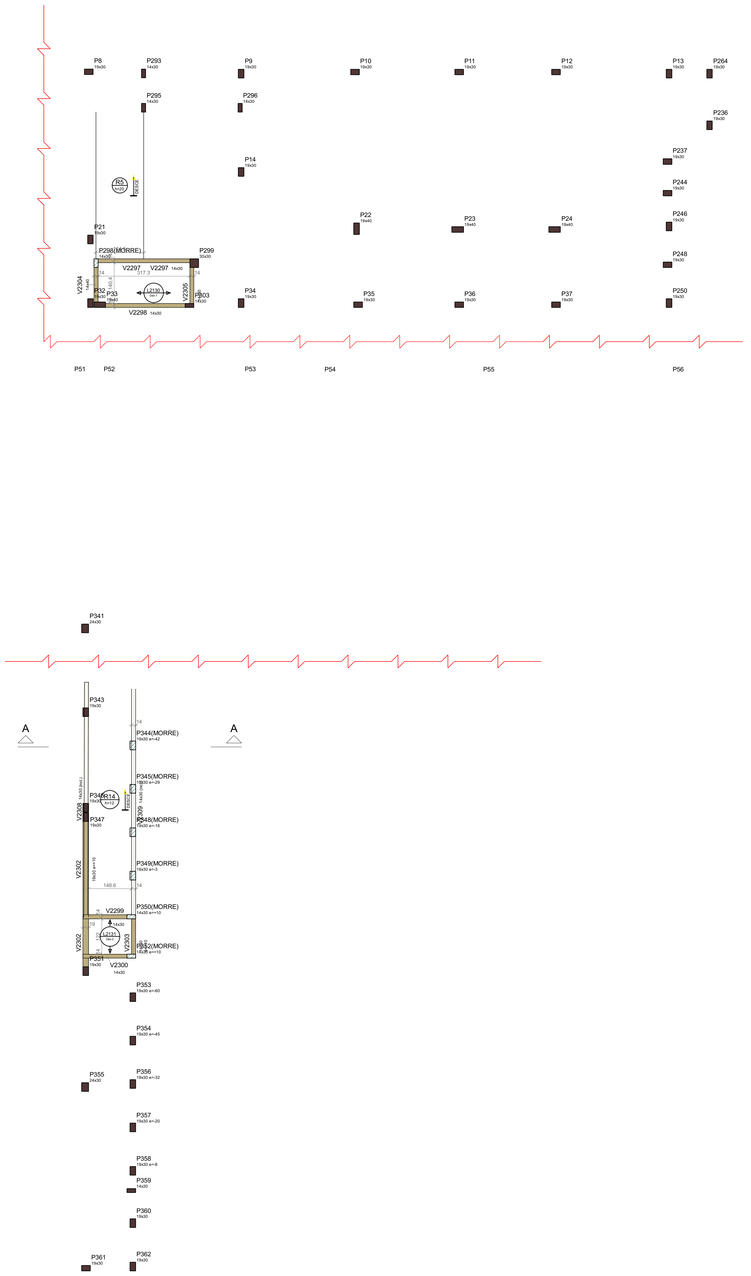

FORMA INTERMEDIÁRIA DO PAVIMENTO TÉRREO (NÍVEL -77)

escala 1:75

Blocos de enchimento					
Detalhe	Tipo	Nome	Dimensões(cm)		Quantidade
			hb	bx	by	
1	EPS Unidirecional	B5/16/100	5	16	100	20
2	EPS Unidirecional	B8/30/125	8	30	125	4

Pilares			
Nome	Seção (cm)	Elevação (cm)	Nível (cm)
P1	19x60	0	-77
P2	19x30	0	-77
P3	19x40	0	-77
P4	19x50	0	-77
P5	19x30	0	-77
P6	19x40	0	-77
P7	19x60	0	-77
P8	19x30	0	-77
P9	19x30	0	-77
P10	19x30	0	-77
P11	19x30	0	-77
P12	19x30	0	-77
P13	19x30	0	-77
P14	19x30	0	-77
P15	19x30	0	-77
P16	19x30	0	-77
P17	19x60	0	-77
P18	19x30	0	-77
P19	19x60	0	-77
P20	19x30	0	-77
P21	19x60	0	-77
P22	19x40	0	-77
P23	19x40	0	-77
P24	19x40	0	-77
P25	19x40	0	-77
P26	19x40	0	-77
P27	19x30	0	-77
P28	19x30	0	-77
P29	19x30	0	-77
P30	19x30	0	-77
P31	19x30	0	-77
P32	19x30	0	-77
P33	19x40	0	-77
P34	19x30	0	-77
P35	19x30	0	-77
P36	19x30	0	-77
P37	19x30	0	-77
P38	19x30	0	-77
P39	19x30	0	-77
P40	19x30	0	-77
P41	19x30	0	-77
P42	19x30	0	-77
P43	19x30	0	-77
P44	19x30	0	-77
P45	19x30	0	-77
P46	19x30	0	-77
P47	19x30	0	-77
P48	19x30	0	-77
P49	19x30	0	-77
P50	19x30	0	-77
P51	19x30	0	-77
P52	19x30	0	-77
P53	19x30	0	-77
P54	19x30	0	-77
P55	19x60	0	-77
P56	19x40	0	-77
P57	19x30	0	-77
P58	19x30	0	-77
P59	19x30	0	-77
P60	19x30	0	-77
P61	19x30	0	-77
P62	19x30	0	-77
P63	19x30	0	-77
P64	19x30	0	-77
P65	19x30	0	-77
P66	19x30	0	-77
P67	19x30	0	-77
P68	19x30	0	-77
P69	19x30	0	-77
P70	19x30	0	-77
P71	19x30	0	-77
P72	19x30	0	-77
P73	19x30	0	-77
P74	19x30	0	-77
P75	19x30	0	-77
P76	19x30	0	-77
P77	19x30	0	-77
P78	19x30	0	-77
P79	19x30	400	323
P80	19x30	0	-77
P83	19x30	0	-77
P84	19x30	0	-77
P85	19x60	0	-77
P86	19x30	0	-77
P87	19x30	0	-77
P88	30x40	0	-77
P89	19x60	0	-77
P90	19x30	0	-77
P91	19x30	0	-77
P92	19x30	0	-77
P93	19x30	0	-77
P94	19x40	0	-77
P96	19x30	0	-77
P97	19x30	0	-77
P98	19x30	0	-77
P99	19x30	0	-77
P100	19x30	0	-77
P101	19x30	0	-77
P102	19x30	0	-77
P103	19x30	0	-77
P106	19x30	0	-77
P107	19x40	0	-77
P108	19x30	0	-77
P109	19x30	0	-77
P110	19x30	0	-77
P111	19x30	0	-77
P113	19x30	0	-77
P114	19x30	0	-77
P115	40x40	0	-77
P116	19x30	0	-77
P117	19x30	0	-77
P118	19x30	0	-77
P120	19x60	0	-77
P121	19x30	0	-77
P122	19x30	0	-77
P125	19x30	0	-77
P126	19x30	0	-77
P127	19x30	0	-77
P128	19x30	0	-77
P129	19x30	0	-77
P130	19x30	0	-77
P131	19x30	0	-77
P132	19x30	0	-77
P133	19x30	0	-77
P134	19x30	0	-77
P136	19x30	0	-77
P137	19x30	0	-77
P138	19x30	0	-77
P139	19x60	0	-77
P140	19x30	0	-77
P141	19x30	0	-77
P142	19x30	0	-77
P143	19x30	0	-77
P146	19x30	0	-77
P147	19x30	0	-77
P148	19x60	0	-77
P150	19x30	0	-77
P151	19x30	0	-77
P152	19x30	0	-77
P154	19x30	0	-77
P155	19x30	0	-77
P156	19x30	0	-77
P157	19x30	0	-77
P158	19x30	0	-77
P159	19x30	0	-77
P160	19x38	0	-77
P161	19x30	0	-77
P162	19x30	0	-77
P163	19x30	0	-77
P164	19x30	0	-77
P165	19x30	0	-77
P166	19x60	0	-77

Pilares			
Nome	Seção (cm)	Elevação (cm)	Nível (cm)
P168	19x60	0	-77
P169	19x30	0	-77
P170	19x30	0	-77
P171	19x30	0	-77
P172	19x40	0	-77
P173	19x30	0	-77
P174	19x30	0	-77
P175	19x30	0	-77
P176	19x30	0	-77
P177	19x30	0	-77
P178	19x30	0	-77
P179	19x30	0	-77
P180	19x30	0	-77
P181	19x30	0	-77
P182	19x30	0	-77
P183	19x30	0	-77
P184	19x30	0	-77
P185	19x30	0	-77
P186	19x30	0	-77
P187	19x30	0	-77
P188	19x30	0	-77
P189	19x40	0	-77
P190	19x40	0	-77
P191	19x30	0	-77
P192	24x30	0	-77
P193	24x30	0	-77
P194	19x30	0	-77
P195	19x30	0	-77
P196	19x30	0	-77
P197	19x30	0	-77
P198	19x30	0	-77
P199	19x30	0	-77
P200	19x30	0	-77
P201	19x30	0	-77
P202	19x30	0	-77
P203	19x30	0	-77
P204	19x30	0	-77
P205	19x30	0	-77
P206	19x25	0	-77
P207	19x30	-68	-145
P208	19x30	-66	-143
P209	19x30	-44	-121
P210	19x30	-44	-121
P211	19x30	-21	-98
P212	19x30	-10	-87
P213	19x30	-15	-92
P214	19x30	-15	-92
P215	19x30	0	-77
P216	19x30	0	-77
P295	14x30	0	-77
P296	14x30	0	-77
P298	14x30	0	-77
P299	30x30	0	-77
P300	19x30	0	-77
P301	19x30	0	-77
P302	19x60	0	-77
P303	14x30	0	-77
P304	19x30	0	-77
P305	19x30	0	-77
P306	19x30	0	-77
P307	19x30	0	-77
P308	19x30	0	-77
P309	19x30	0	-77
P310	19x30	0	-77
P311	19x30	0	-77
P312	19x30	0	-77
P313	19x30	0	-77
P314	19x30	0	-77
P315	19x30	0	-77
P316	19x30	0	-77
P317	19x30	0	-77
P318	19x30	0	-77
P319	19x30	0	-77
P320	19x30	0	-77
P321	19x30	0	-77
P322	19x30	0	-77
P323	19x30	0	-77
P325	14x30	0	-77
P326	14x30	0	-77
P328	19x30	0	-77
P329	19x30	0	-77
P330	19x30	0	-77
P333	14x30	0	-77
P334	19x30	0	-77
P335	14x30	0	-77
P336	19x30	0	-77
P337	19x30	0	-77
P338	19x30	0	-77
P339	19x30	0	-77
P340	19x30	0	-77
P341	24x30	0	-77
P342	19x30	0	-77
P343	19x30	-42	-119
P345	19x30	-29	-106
P346	19x30	0	-77
P347	19x30	-5	-82
P348	19x30	-16	-93
P350	14x30	-10	-87
P351	19x30	-1	-77
P352	19x30	-60	-137
P353	19x30	-60	-137
P354	19x30	-45	-122
P355	24x30	0	-77
P356	19x30	-32	-109
P357	19x30	-5	-82
P358	19x30	-4	-81
P359	14x30	0	-77
P360	19x30	0	-77
P361	19x30	0	-77
P362	19x30	0	-77
P363	19x30	0	-77
P364	19x30	0	-77
P365	19x30	0	-77
P366	19x30	0	-77
P367	19x30	0	-77
P368	19x30	0	-77
P369	19x30	0	-77
P370	19x30	0	-77
P371	19x30	0	-77
P372	19x30	0	-77
P373	19x30	-9	-86
P374	19x30	-9	-86
P375	19x30	-31	-108
P376	19x30	-42	-119
P377	19x30	-5	-82
P378	19x30	-42	-119
P379	19x30	-15	-92
P380	19x30	-15	-92
P381	19x30	0	-77
P382	19x30	0	-77
P383	19x30	0	-77
P384	19x30	0	-77
P385	19x30	-15	-92
P386	19x30	-15	-92
P387	19x30	0	-77
P388	19x30	0	-77
P389	19x30	0	-77
P390	19x30	0	-77
P391	19x30	0	-77
P392	19x30	0	-77
P393	19x30	0	-77
P394	19x30	0	-77
P395	19x30	0	-77
P396	19x30	0	-77
P397	19x30	0	-77
P398	19x30	0	-77
P400	19x30	0	-77
P401	19x30	0	-77

Vigas			
Nome	Seção (cm)	Elevação (cm)	Nível (cm)
V2297	14x30	0	-77
V2298	14x30	0	-77
V2299	14x30	0	-77
V2300	14x30	0	-77
V2301	19x30	-10	-87
V2302	19x30	-10	-87
V2303	14x30	10	-67
V2304	14x40	0	-77
V2305	14x30	0	-77
V2306	19x30	-33 / -74	-110 / -151
V2307	19x30	-32 / -74	-109 / -151
V2308	14x30	10 / -56	-67 / -133
V2309	14x30	10 / -56	-67 / -133

Lajes					
Nome	Tipo	Altura (cm)	Elevação (cm)	Nível (cm)	Sobrecarga (kgf/cm²)
L2130	Treliçada 1D	16	0	-77	455
L2131	Treliçada 1D	12	0	-77	455
R5	Maciça	20	0	-77	455
R14	Maciça	12	0	-77	455

Características dos materiais				
fck (kgf/cm²)	Eci/a (kgf/cm²)	fck (kgf/cm²)	Abatimento (cm)	
250	241500	25	10.00	

Dimensão máxima do agregado = 19 mm

Legenda dos pilares
- Pilar que morre
- Pilar que passa

Legenda das vigas e paredes
- Viga
- Viga inclinada

Detalhe 1 (esc. 1:30)



Detalhe 2 (esc. 1:30)

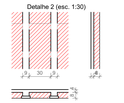

Nº	Comentário	Data	Autor
0	Emissão inicial		AUGUSTO

PROJETO ENGENHARIA
RUA SAMUEL CEZAR, 440 - AGUA VERDE / FONE: (41) 99204-4118
WWW.PROJETTHX.ENG.BR / COMERCIAL@PROJETTHX.ENG.BR

Obra:
HOSPITAL EM ALVENARIA
RUA DOS PESSEGUEIROS, SN

Código do Projeto: **6306**

Proprietário:
MUNICIPIO DE CORREIA PINTO

Assinatura:

Autor Projeto:
AUGUSTO CESAR HENKE GRUBER
Autor Projeto — CREA PR-33.829/D

Assinatura:

Redesenho:
FORMA TÉRREO

Escala: INDICADA
Desenho: AUGUSTO
Coordenador: AUGUSTO
Data:

Prancha: **13** 87
Revisão: R.0

PROJETO ESTRUTURAL

A0-1188x841mm

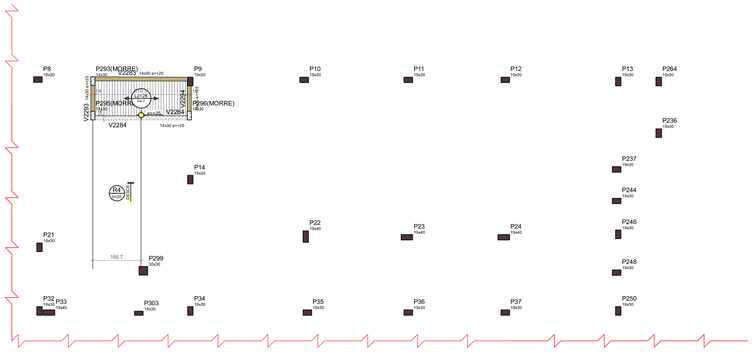

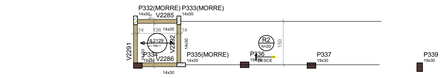

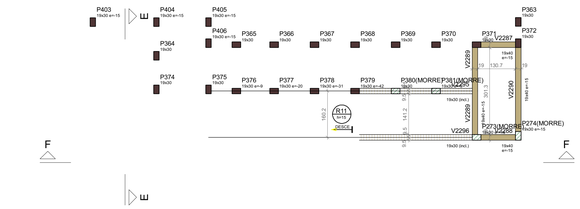

FORMA INTERMEDIÁRIA DO PAVIMENTO TÉRREO (NÍVEL -60)

escala 1:75

Blocos de enchimento					
Detalhe	Tipo	Nome	Dimens/ses(cm)		Quantidade
			hb	bx	by	
1	EPS Unidirecional	B8/30/125	8	30	125	8
2	EPS Unidirecional	B5/16/100	5	16	100	16

Pilares			
Nome	Seção (cm)	Elevação (cm)	N'est (cm)
P1	19x30	0	-60
P2	19x30	0	-60
P3	19x40	0	-60
P4	19x50	0	-60
P5	19x40	0	-60
P6	19x30	0	-60
P7	19x50	0	-60
P8	19x30	0	-60
P9	19x30	0	-60
P10	19x30	0	-60
P11	19x30	0	-60
P12	19x30	0	-60
P13	19x30	0	-60
P14	19x30	0	-60
P15	19x30	0	-60
P16	19x30	0	-60
P17	19x50	0	-60
P18	19x30	0	-60
P19	19x40	0	-60
P20	19x30	0	-60
P21	19x30	0	-60
P22	19x40	0	-60
P23	19x40	0	-60
P24	19x40	0	-60
P25	19x30	0	-60
P26	19x30	0	-60
P27	19x50	0	-60
P28	19x30	0	-60
P29	19x30	0	-60
P30	19x30	0	-60
P31	19x30	0	-60
P32	19x50	0	-60
P33	19x40	0	-60
P34	19x30	0	-60
P35	19x30	0	-60
P36	19x30	0	-60
P37	19x30	0	-60
P38	19x30	0	-60
P39	19x30	0	-60
P40	19x30	0	-60
P41	19x30	0	-60
P42	19x30	0	-60
P43	19x30	0	-60
P44	19x30	0	-60
P45	19x30	0	-60
P46	19x30	0	-60
P47	19x30	0	-60
P48	19x30	0	-60
P49	19x30	0	-60
P50	19x30	0	-60
P51	19x30	0	-60
P52	19x30	0	-60
P53	19x30	0	-60
P54	19x40	0	-60
P55	19x40	0	-60
P56	19x40	0	-60
P58	19x30	0	-60
P59	19x30	0	-60
P61	19x30	0	-60
P62	19x30	0	-60
P63	19x30	0	-60
P64	19x30	0	-60
P65	19x30	0	-60
P66	19x30	0	-60
P67	19x30	0	-60
P68	19x30	0	-60
P69	19x30	0	-60
P70	19x30	0	-60
P71	19x30	0	-60
P72	19x30	0	-60
P73	19x30	0	-60
P74	19x30	0	-60
P75	19x30	0	-60
P76	19x30	0	-60
P77	19x30	0	-60
P78	19x30	400	340
P80	19x30	0	-60
P83	19x30	0	-60
P84	19x30	0	-60
P85	19x30	0	-60
P86	19x30	0	-60
P87	19x30	0	-60
P88	19x30	0	-60
P89	19x40	0	-60
P90	19x30	0	-60
P91	19x30	0	-60
P92	19x30	0	-60
P93	19x30	0	-60
P94	19x40	0	-60
P96	19x30	0	-60
P97	19x30	0	-60
P98	19x30	0	-60
P99	19x40	0	-60
P100	19x30	0	-60
P101	19x30	0	-60
P102	19x30	0	-60
P105	19x40	0	-60
P106	19x40	0	-60
P107	19x40	0	-60
P108	19x30	0	-60
P109	19x30	0	-60
P110	19x30	0	-60
P111	19x30	0	-60
P112	19x30	0	-60
P113	19x30	0	-60
P114	19x30	0	-60
P115	19x30	0	-60
P116	19x30	0	-60
P117	19x30	0	-60
P118	19x30	0	-60
P120	19x30	0	-60
P121	19x30	0	-60
P122	19x30	0	-60
P125	19x30	0	-60
P126	19x30	0	-60
P127	19x30	0	-60
P128	19x30	0	-60
P129	19x30	0	-60
P130	19x30	0	-60
P131	19x30	0	-60
P132	19x30	0	-60
P133	19x30	0	-60
P134	19x30	0	-60
P136	19x30	0	-60
P137	19x30	0	-60
P138	19x30	0	-60
P139	19x30	0	-60
P140	19x30	0	-60
P141	19x30	0	-60
P143	19x30	0	-60
P144	19x30	0	-60
P145	19x30	0	-60
P146	19x30	0	-60
P148	19x60	0	-60
P149	19x50	0	-60
P151	19x30	0	-60
P152	19x30	0	-60
P153	19x30	0	-60
P154	19x30	0	-60
P155	19x30	0	-60
P156	19x30	0	-60
P157	19x30	0	-60
P158	19x30	0	-60
P159	19x30	0	-60
P160	19x30	0	-60
P161	19x30	0	-60

Pilares			
Nome	Seção (cm)	Elevação (cm)	N'est (cm)
P162	19x30	0	-60
P163	19x30	0	-60
P164	19x30	0	-60
P165	19x30	0	-60
P166	19x50	0	-60
P167	19x30	0	-60
P168	19x40	0	-60
P170	19x30	0	-60
P171	19x30	0	-60
P172	19x40	0	-60
P173	19x30	0	-60
P174	19x30	0	-60
P175	19x30	0	-60
P176	19x30	0	-60
P177	19x30	0	-60
P178	19x30	0	-60
P179	19x30	0	-60
P180	19x30	0	-60
P181	19x30	0	-60
P182	19x30	0	-60
P183	19x30	0	-60
P184	19x30	0	-60
P185	19x30	0	-60
P186	19x30	0	-60
P187	19x30	0	-60
P188	19x30	0	-60
P189	19x40	0	-60
P190	19x40	0	-60
P191	19x30	0	-60
P192	24x40	0	-60
P193	19x30	0	-60
P220	19x30	0	-60
P234	19x30	0	-60
P235	19x30	0	-60
P239	19x30	0	-60
P240	19x30	0	-60
P241	19x30	0	-60
P242	19x30	0	-60
P243	19x30	0	-60
P244	19x30	0	-60
P245	19x30	0	-60
P248	19x30	0	-60
P250	19x30	0	-60
P251	19x30	0	-60
P252	19x30	0	-60
P253	19x30	0	-60
P254	19x30	0	-60
P255	19x30	0	-60
P256	19x30	0	-60
P257	19x30	0	-60
P258	19x30	0	-60
P259	19x30	0	-60
P260	19x30	0	-60
P261	19x30	0	-60
P262	19x30	0	-60
P263	19x30	0	-60
P264	19x30	0	-60
P265	19x30	0	-60
P266	19x30	0	-60
P267	19x30	0	-60
P268	19x30	0	-60
P269	19x30	0	-60
P270	19x30	0	-60
P271	19x30	0	-60
P274	19x30	-15	-75
P275	19x30	-15	-75
P276	14x30	0	-60
P277	19x30	0	-60
P278	19x30	0	-60
P279	19x30	0	-60
P280	19x30	0	-60
P281	19x30	0	-60
P282	19x30	0	-60
P283	19x30	0	-60
P284	19x30	0	-60
P285	19x30	0	-60
P286	19x30	0	-60
P287	19x30	0	-60
P288	19x30	0	-60
P289	19x30	0	-60
P290	19x30	0	-60
P291	19x30	0	-60
P292	19x30	0	-60
P293	19x30	0	-60
P294	19x30	-45	-105
P295	24x30	0	-60
P296	24x30	-45	-105
P297	19x30	-20	-80
P298	19x30	-8	-68
P299	19x30	0	-60
P300	19x30	0	-60
P301	19x30	0	-60
P302	19x30	0	-60
P303	19x30	-60	-120
P304	19x30	-45	-105
P305	24x30	0	-60
P306	19x30	-20	-80
P307	19x30	-20	-80
P308	19x30	-8	-68
P309	19x30	0	-60
P310	19x30	0	-60
P311	19x30	0	-60
P312	19x30	0	-60
P313	19x30	0	-60
P314	19x30	0	-60
P315	19x30	0	-60
P316	19x30	0	-60
P317	19x30	0	-60
P318	19x30	0	-60
P319	19x30	0	-60
P320	19x30	0	-60
P321	19x30	0	-60
P322	19x30	0	-60
P323	14x30	0	-60
P327	19x30	0	-60
P328	14x30	0	-60
P329	19x30	0	-60
P330	19x30	0	-60
P332	19x30	0	-60
P333	19x30	0	-60
P334	19x30	0	-60
P335	19x30	0	-60
P336	19x30	0	-60
P337	19x30	0	-60
P338	19x30	0	-60
P339	19x30	0	-60
P340	19x30	0	-60
P341	24x30	0	-60
P343	19x30	0	-60
P346	19x30	0	-60
P347	19x30	0	-60
P351	19x30	0	-60
P353	19x30	-60	-120
P354	19x30	-45	-105
P355	24x30	0	-60
P356	19x30	-20	-80
P357	19x30	-20	-80
P358	19x30	-8	-68
P359	19x30	0	-60
P360	19x30	0	-60
P361	19x30	0	-60
P362	19x30	0	-60
P363	19x30	0	-60
P364	19x30	0	-60
P365	19x30	0	-60
P366	19x30	0	-60
P367	19x30	0	-60
P368	19x30	0	-60
P369	19x30	0	-60
P370	19x30	0	-60
P371	19x30	0	-60
P372	19x30	0	-60
P373	19x30	0	-60
P374	19x30	0	-60
P375	19x30	0	-60
P376	19x30	-8	-68
P377	19x30	-20	-80
P378	19x30	-31	-91
P379	19x30	-42	-102
P380	19x30	-5	-65
P381	19x30	-5	-65
P383	19x30	-15	-75
P384	19x30	-15	-75
P385	19x30	-15	-75
P386	19x30	-15	-75
P387	19x30	0	-60
P388	19x30	0	-60
P389	19x30	0	-60
P390	19x30	0	-60
P391	19x30	0	-60
P392	19x30	0	-60
P393	19x30	0	-60
P394	19x30	0	-60
P395	19x30	0	-60
P396	19x30	0	-60
P397	19x30	0	-60
P398	19x30	0	-60
P399	19x30	0	-60
P400	19x30	0	-60
P401	19x30	0	-60
P402	19x30	0	-60
P403	19x30	-15	-75
P404	19x30	-15	-75
P405	19x30	-15	-75
P406	19x30	-15	-75

Vigas			
Nome	Seção (cm)	Elevação (cm)	N'est (cm)
V2283	14x30	25	-35
V2284	14x30	25	-35
V2285	14x30	0	-60
V2288	14x30	0	-60
V2287	19x40	-15	-75
V2289	19x40	-15	-75
V2288	19x40	-15	-75
V2290	19x40	-15	-75
V2291	14x30	0	-60
V2292	14x30	0	-60
V2293	14x30	25	-35
V2294	14x30	25	-35
V2295	19x30	-15 / -47	-75 / -107
V2296	19x30	-15 / -47	-75 / -107

Lajes					
Nome	Tipo	Altura (cm)	Elevação (cm)	N'est (cm)	Sobrecarga (kgf/cm²)
L2129	Treliçada 1D	12	0	-60	455
L2129	Treliçada 1D	12	0	-60	455
R2	Maciça	20	0	-60	455
R4	Maciça	20	0	-60	455
R11	Maciça	15	0	-60	455

Características dos materiais			
fck (kgf/cm²)	Eck (kgf/cm²)	fct (kgf/cm²)	Abatimento (cm)
250	241550	25	10±2

Dimensão máxima do agregado = 19 mm

Legenda dos pilares
- Pilar que morre
- Pilar que nasce

Legenda das vigas e paredes
- Viga
- Viga invertida
- Viga cheia ou invertida

Detalhe 1 (esc. 1:30)

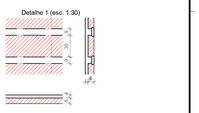

Detalhe 2 (esc. 1:30)



Nº	Comentário	Data	Autor
0	Emissão inicial		AUGUSTO

PROJETEC ENGENHARIA
RUA SAMUEL CEZAR, 440 - ÁGUA VERDE / FONE: (41) 99506-4119
WWW.PROJETTAE.ENG.BR / COMERCIAL@PROJETTAE.ENG.BR

Obra:
HOSPITAL EM ALVENARIA
RUA DOS PESSEGUEIROS, SN

Código do Projeto: **6306**

Proprietário:
MUNICIPIO DE CORREIA PINTO

Assinatura:

Autor Projeto:
AUGUSTO CESAR HENKE GRUBER
Autor Projeto
CREA PR-33.829/D

Assinatura:

Referências:
FORMA TÉRREO

Escala: INDICADA
Desenho: AUGUSTO
Coordenador: AUGUSTO
Obra:

Prancha: **14** / 87

Revisão: R.0

PROJETO ESTRUTURAL

A0-1188x841mm

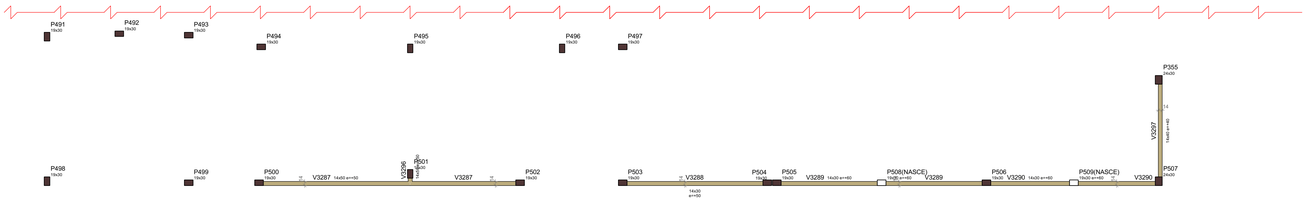



FORMA INTERMEDIÁRIA DO PAVIMENTO COBERTURA (NÍVEL 290)

escala 1:75

Pilares

Nome	Seção (cm)	Elevação (cm)	Nível (cm)
P1	19x30	0	290
P2	19x30	0	290
P3	19x40	0	290
P4	19x40	0	290
P5	19x40	0	290
P6	19x40	0	290
P7	19x40	0	290
P8	19x30	0	290
P9	19x30	0	290
P10	19x30	0	290
P11	19x30	0	290
P12	19x30	0	290
P13	19x30	0	290
P14	19x30	0	290
P15	19x30	0	290
P16	19x30	0	290
P17	19x60	0	290
P18	19x30	0	290
P19	19x30	0	290
P20	19x30	0	290
P21	19x30	0	290
P22	19x40	0	290
P23	19x40	0	290
P24	19x30	0	290
P25	19x30	0	290
P26	19x40	0	290
P27	19x30	0	290
P28	19x30	0	290
P29	19x30	0	290
P30	19x30	0	290
P31	19x30	0	290
P32	19x30	0	290
P33	19x40	0	290
P34	19x40	0	290
P35	19x30	0	290
P36	19x30	0	290
P37	19x30	0	290
P38	19x30	0	290
P44	19x30	0	290
P49	19x30	0	290
P50	19x30	0	290
P51	19x30	0	290
P52	19x30	0	290
P53	19x30	0	290
P54	19x40	0	290
P55	19x60	0	290
P56	19x30	0	290
P66	19x30	0	290
P73	19x30	0	290
P76	19x30	0	290
P79	19x30	0	290
P82	19x30	0	290
P83	19x30	0	290
P85	19x60	0	290
P87	19x30	0	290
P89	19x60	0	290
P95	19x30	0	290
P96	19x30	0	290
P97	19x30	0	290
P98	19x30	0	290
P99	19x30	0	290
P100	19x30	0	290
P101	19x30	0	290
P102	19x30	0	290
P103	19x30	0	290
P106	19x30	0	290
P107	19x40	0	290
P108	19x30	0	290
P109	19x30	0	290
P110	19x30	0	290
P111	19x30	0	290
P113	19x30	0	290
P114	19x30	0	290
P117	19x30	0	290
P125	19x30	0	290
P126	19x30	0	290
P127	19x30	0	290
P128	19x30	0	290
P129	19x30	0	290
P130	19x30	0	290
P131	19x30	0	290
P132	19x30	0	290
P133	19x30	0	290
P137	19x30	0	290
P138	19x30	0	290
P139	19x60	0	290
P141	19x30	0	290
P143	19x30	0	290
P144	19x30	0	290
P145	19x30	0	290
P146	19x60	0	290
P149	19x60	0	290
P150	19x30	0	290
P151	19x30	0	290
P152	19x30	0	290
P153	19x30	0	290
P154	19x30	0	290
P155	19x30	0	290
P156	19x30	0	290
P157	19x30	0	290
P158	19x30	0	290
P159	19x30	0	290
P160	19x308	0	290
P161	19x30	0	290
P188	19x60	0	290
P189	19x60	0	290
P170	19x30	0	290
P171	19x30	0	290
P172	19x30	0	290
P173	19x30	0	290
P174	19x30	0	290
P175	19x30	0	290
P176	19x30	0	290
P177	19x30	0	290
P178	19x30	0	290
P179	19x30	0	290
P181	19x30	0	290
P182	19x30	0	290
P183	19x30	0	290
P184	19x30	0	290
P185	19x30	0	290
P186	19x30	0	290
P187	19x30	0	290
P188	19x30	0	290
P189	19x30	0	290
P190	19x40	0	290
P191	19x30	0	290
P192	24x40	0	290
P193	19x30	0	290
P235	19x30	0	290
P245	19x30	0	290
P250	19x30	0	290
P255	19x30	0	290
P256	19x30	0	290
P300	19x30	0	290
P301	19x30	0	290
P302	19x30	0	290
P304	19x30	0	290
P305	19x30	0	290
P306	19x30	0	290
P307	19x30	0	290
P308	19x30	0	290
P309	19x30	0	290
P310	19x30	0	290
P311	19x30	0	290
P312	19x30	0	290
P313	19x30	0	290
P314	19x30	0	290
P315	19x30	0	290
P316	19x30	0	290
P317	19x30	0	290
P318	19x30	0	290
P319	19x30	0	290
P320	19x30	0	290
P321	19x30	0	290
P322	19x30	0	290
P328	19x30	0	290
P329	19x30	0	290
P336	19x30	0	290
P337	19x30	0	290
P339	19x30	0	290
P340	19x30	0	290
P341	19x30	0	290
P342	19x30	0	290
P346	19x30	0	290
P347	19x30	0	290
P351	19x30	0	290
P353	24x30	0	290
P383	19x30	-135	155
P384	19x30	-135	155
P385	19x30	-135	155
P386	19x30	-135	155
P387	19x30	0	290
P388	19x60	0	290
P389	19x30	0	290
P390	19x30	0	290
P391	19x30	0	290
P392	19x30	0	290
P393	19x60	0	290
P394	19x30	0	290
P395	19x30	0	290
P396	19x30	0	290
P397	19x30	0	290
P398	19x60	0	290
P399	19x30	0	290
P400	19x30	0	290
P401	19x30	0	290
P402	19x30	0	290
P407	19x60	0	290
P408	19x30	0	290
P409	19x30	0	290
P410	19x30	0	290
P411	19x30	0	290
P412	19x60	0	290
P413	19x30	0	290
P414	19x30	0	290
P415	19x30	0	290
P416	19x60	0	290
P417	19x30	0	290
P418	19x60	0	290
P419	19x30	0	290
P420	19x30	0	290
P421	19x30	0	290
P422	19x30	0	290
P423	19x60	0	290
P424	19x30	0	290
P425	19x30	0	290
P426	19x30	0	290
P427	19x30	0	290
P428	19x30	0	290
P429	19x30	0	290
P430	19x30	0	290
P431	19x60	0	290
P432	19x30	0	290
P433	19x30	0	290
P434	19x30	0	290
P435	19x30	0	290
P436	19x30	0	290
P437	19x30	0	290
P438	19x30	0	290
P439	19x30	0	290
P440	19x30	0	290
P441	19x30	0	290
P442	19x30	0	290
P443	19x30	0	290
P444	19x30	0	290
P445	19x30	0	290
P446	19x30	0	290
P447	19x30	0	290
P448	19x30	0	290
P449	19x30	0	290
P450	19x30	0	290
P451	19x30	0	290
P452	19x30	0	290
P453	19x30	0	290
P454	19x30	0	290
P455	19x30	0	290
P456	19x30	0	290
P457	19x30	0	290
P458	19x30	0	290
P459	19x30	0	290
P460	19x30	0	290
P461	19x30	0	290
P462	19x30	0	290
P465	19x30	0	290
P466	19x30	0	290
P467	19x30	0	290
P468	19x30	0	290
P469	19x30	0	290
P470	20x30	0	290
P471	19x30	0	290
P472	19x30	0	290
P473	19x30	0	290
P474	19x30	0	290
P475	19x30	0	290
P476	19x30	0	290
P477	19x30	0	290
P478	19x30	0	290
P479	19x30	0	290
P480	19x40	0	290
P481	19x40	0	290
P482	19x30	0	290
P483	19x30	0	290
P484	19x30	0	290
P485	19x30	0	290
P486	19x30	0	290
P487	19x30	0	290
P488	19x30	0	290
P489	19x30	0	290
P490	19x30	0	290
P491	19x30	0	290
P492	19x30	0	290
P493	19x30	0	290
P494	19x30	0	290
P495	19x30	0	290
P496	19x30	0	290
P497	19x30	0	290
P498	19x30	0	290
P499	19x30	0	290
P500	19x30	0	290
P501	19x30	0	290
P502	19x30	0	290
P503	19x30	0	290
P504	19x30	0	290
P505	19x30	0	290
P506	19x30	0	290
P507	24x30	0	290
P508	19x30	60	350
P509	19x30	60	350

Vigas

Nome	Seção (cm)	Elevação (cm)	Nível (cm)
V3287	14x60	55	345
V3288	14x30	30	340
V3289	14x30	60	350
V3290	14x30	60	350
V3291	19x40	-135	155
V3292	14x40	-135	155
V3293	19x40	-135	155
V3294	19x40	-135	155
V3295	19x40	-135	155
V3296	14x40	55	345
V3297	14x40	40	330

Lajes

Nome	Tipo	Altura (cm)	Elevação (cm)	Nível (cm)	Sobrecarga (kgf/m²)
L3253	Maciça	12	-135	155	282
L3254	Maciça	12	-135	155	282
L3255	Treliçada 1D	10	-135	155	282
L3256	Maciça	12	-135	155	282
L3257	Treliçada 1D	10	-135	155	282
L3258	Maciça	12	-135	155	282

Características dos materiais

fck (kgf/cm²)	Ecs (kgf/cm²)	Nó (kgf/cm²)	Abatimento (cm)
250	241500	25	12±2

Dimensão máxima do agregado = 19 mm

Legenda dos pilares
- Pilar que morre
- Pilar que passa
- Pilar que nasce

Legenda das vigas e paredes
- Viga

Detalhe 1 (esc. 1:30)



Blocos de enchimento						
Detalhe	Tipo	Nome	Dimensões(cm)			Quantidade
			fb	bx	by	
1	EPS Unidirecional	B5/16/100	5	16	100	90

Nº	Comentário	Data	Autor
0	Emissão inicial		AUGUSTO

PROJETEC ENGENHARIA
RUA SAMUEL CEZAR, 440 - AGUA VERDE / FONE: (41) 99264-4116
WWW.PROJETEKA.ENG.BR / COMERCIAL@PROJETEKAENG.BR

Obra:
HOSPITAL EM ALVENARIA
RUA DOS PESSEGUEIROS, SN

Código do Projeto: **6306**

Proprietário:
MUNICIPIO DE CORREIA PINTO

Assinatura:

Autor Projeto:
AUGUSTO CESAR HENKE GRUBER
Autor Projeto — CREA PR-33 829/D

Assinatura:

Referências:
FORMA COBERTURA

Escala: INDICADA
Desenho: AUGUSTO
Coordenador: AUGUSTO
Data:

Prancha: **15** 87
Revisão: R.0

PROJETO ESTRUTURAL

A0-1188x841mm

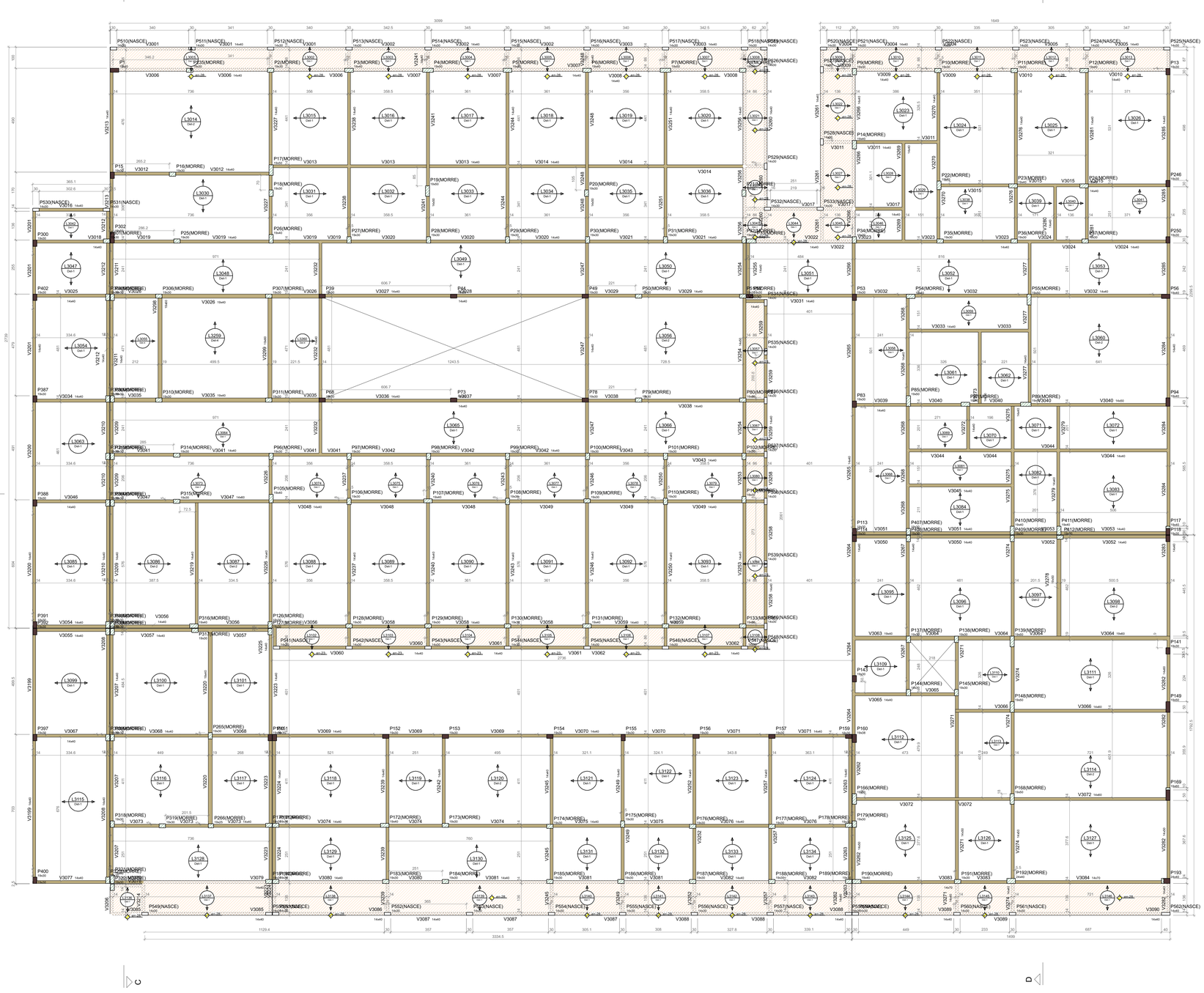

Pilares			
Nome	Seção (cm)	Elevação (cm)	Nível (cm)
P1	19x40	0	420
P2	19x40	0	420
P3	19x40	0	420
P4	19x40	0	420
P5	19x40	0	420
P6	19x40	0	420
P7	19x40	0	420
P8	19x30	0	420
P9	19x30	0	420
P10	19x30	0	420
P11	19x30	0	420
P12	19x30	0	420
P13	19x30	0	420
P14	19x40	0	420
P15	19x30	0	420
P16	19x30	0	420
P17	19x30	0	420
P18	19x30	0	420
P19	19x30	0	420
P20	19x30	0	420
P21	19x30	0	420
P22	19x40	0	420
P23	19x40	0	420
P24	19x40	0	420
P246	19x30	0	420
P25	19x30	0	420
P26	19x30	0	420
P27	19x30	0	420
P28	19x30	0	420
P29	19x30	0	420
P30	19x30	0	420
P31	19x30	0	420
P32	19x30	0	420
P33	19x30	0	420
P34	19x30	0	420
P35	19x30	0	420
P36	19x30	0	420
P37	19x30	0	420
P38	19x30	0	420
P39	19x30	0	420
P40	19x30	0	420
P41	19x30	0	420
P42	19x30	0	420
P43	19x30	0	420
P44	19x30	0	420
P45	19x30	0	420
P46	19x30	0	420
P47	19x30	0	420
P48	19x30	0	420
P49	19x30	0	420
P50	19x30	0	420
P51	19x30	0	420
P52	19x30	0	420
P53	19x30	0	420
P54	19x30	0	420
P55	19x30	0	420
P56	19x30	0	420
P57	19x30	0	420
P58	19x30	0	420
P59	19x30	0	420
P60	19x30	0	420
P61	19x30	0	420
P62	19x30	0	420
P63	19x30	0	420
P64	19x30	0	420
P65	19x30	0	420
P66	19x30	0	420
P67	19x30	0	420
P68	19x30	0	420
P69	19x30	0	420
P70	19x30	0	420
P71	19x30	0	420
P72	19x30	0	420
P73	19x30	0	420
P74	19x30	0	420
P75	19x30	0	420
P76	19x30	0	420
P77	19x30	0	420
P78	19x30	0	420
P79	19x30	0	420
P80	19x30	0	420
P81	19x30	0	420
P82	19x30	0	420
P83	19x30	0	420
P84	19x30	0	420
P85	19x30	0	420
P86	19x30	0	420
P87	19x40	0	420
P88	19x30	0	420
P89	19x30	0	420
P90	19x30	0	420
P91	19x30	0	420
P92	19x30	0	420
P93	19x30	0	420
P94	19x30	0	420
P95	19x30	0	420
P96	19x30	0	420
P97	19x30	0	420
P98	19x30	0	420
P99	19x30	0	420
P100	19x30	0	420
P101	19x30	0	420
P102	19x30	0	420
P103	19x30	0	420
P104	19x30	0	420
P105	19x30	0	420
P106	19x30	0	420
P107	19x40	0	420
P108	19x40	0	420
P109	19x40	0	420
P110	19x30	0	420
P111	19x30	0	420
P112	19x30	0	420
P113	19x30	0	420
P114	19x30	0	420
P115	19x30	0	420
P116	19x30	0	420
P117	19x40	0	420
P118	19x30	0	420
P119	19x30	0	420
P120	19x30	0	420
P121	19x30	0	420
P122	19x30	0	420
P123	19x30	0	420
P124	19x30	0	420
P125	19x30	0	420
P126	19x30	0	420
P127	19x30	0	420
P128	19x30	0	420
P129	19x30	0	420
P130	19x30	0	420
P131	19x30	0	420
P132	19x30	0	420
P133	19x30	0	420
P134	19x30	0	420
P135	19x30	0	420
P136	19x30	0	420
P137	19x30	0	420
P138	19x30	0	420
P139	19x30	0	420
P140	19x30	0	420
P141	19x30	0	420
P142	19x30	0	420
P143	19x30	0	420
P144	19x30	0	420
P145	19x30	0	420
P146	19x30	0	420
P147	19x30	0	420
P148	19x30	0	420
P149	19x30	0	420
P150	19x30	0	420
P151	19x30	0	420
P152	19x30	0	420
P153	19x30	0	420
P154	19x30	0	420
P155	19x30	0	420
P156	19x30	0	420
P157	19x30	0	420
P158	19x30	0	420
P159	19x30	0	420
P160	19x30	0	420
P161	19x30	0	420
P162	19x30	0	420
P163	19x30	0	420
P164	19x30	0	420
P165	19x30	0	420
P166	19x30	0	420
P167	19x30	0	420
P168	19x30	0	420
P169	19x30	0	420
P170	19x30	0	420
P171	19x30	0	420
P172	19x30	0	420
P173	19x30	0	420
P174	19x30	0	420
P175	19x30	0	420
P176	19x30	0	420
P177	19x30	0	420
P178	19x30	0	420
P179	19x30	0	420
P180	19x30	0	420
P181	19x30	0	420
P182	19x30	0	420
P183	19x30	0	420
P184	19x30	0	420
P185	19x30	0	420
P186	19x30	0	420
P187	19x30	0	420
P188	19x30	0	420
P189	19x30	0	420
P190	19x30	0	420
P191	19x30	0	420
P192	19x30	0	420
P193	19x30	0	420
P194	19x30	0	420
P195	19x30	0	420
P196	19x30	0	420
P197	19x30	0	420
P198	19x30	0	420
P199	19x30	0	420
P200	19x30	0	420
P201	19x30	0	420
P202	19x30	0	420
P203	19x30	0	420
P204	19x30	0	420
P205	19x30	0	420
P206	19x30	0	420
P207	19x30	0	420
P208	19x30	0	420
P209	19x30	0	420
P210	19x30	0	420
P211	19x30	0	420
P212	19x30	0	420
P213	19x30	0	420
P214	19x30	0	420
P215	19x30	0	420
P216	19x30	0	420
P217	19x30	0	420
P218	19x30	0	420
P219	19x30	0	420
P220	19x30	0	420
P221	19x30	0	420
P222	19x30	0	420
P223	19x30	0	420
P224	19x30	0	420
P225	19x30	0	420
P226	19x30	0	420
P227	19x30	0	420
P228	19x30	0	420
P229	19x30	0	420
P230	19x30	0	420
P231	19x30	0	420
P232	19x30	0	420
P233	19x30	0	420
P234	19x30	0	420
P235	19x30	0	420
P236	19x30	0	420
P237	19x30	0	420
P238	19x30	0	420
P239	19x30	0	420
P240	19x30	0	420
P241	19x30	0	420
P242	19x30	0	420
P243	19x30	0	420
P244	19x30	0	420
P245	19x30	0	420
P246	19x30	0	420
P247	19x30	0	420
P248	19x30	0	420
P249	19x30	0	420
P250	19x30	0	420
P251	19x30	0	420
P252	19x30	0	420
P253	19x30	0	420
P254	19x30	0	420
P255	19x30	0	420
P256	19x30	0	420
P257	19x30	0	420
P258	19x30	0	420
P259	19x30	0	420
P260	19x30	0	420
P261	19x30	0	420
P262	19x30	0	420
P263	19x30	0	420
P264	19x30	0	420
P265	19x30	0	420
P266	19x30	0	420
P267	19x30	0	420
P268	19x30	0	420
P269	19x30	0	420
P270	19x30	0	420
P271	19x30	0	420
P272	19x30	0	420
P273	19x30	0	420
P274	19x30	0	420
P275	19x30	0	420
P276	19x30	0	420
P277	19x30	0	420
P278	19x30	0	420
P279	19x30	0	420
P280	19x30	0	420
P281	19x30	0	420
P282	19x30	0	420
P283	19x30	0	420
P284	19x30	0	420
P285	19x30	0	420
P286	19x30	0	420
P287	19x30	0	420
P288	19x30	0	420
P289	19x30	0	420
P290	19x30	0	420
P291	19x30	0	420
P292	19x30	0	420
P293	19x30	0	420
P294	19x30	0	420
P295	19x30	0	420
P296	19x30	0	420
P297	19x30	0	420
P298	19x30	0	420
P299	19x30	0	420
P300	19x30	0	420
P301	19x30	0	420
P302	19x30	0	420
P303	19x30	0	420
P304	19x30	0	420
P305	19x30	0	420
P306	19x30	0	420
P307	19x30	0	420
P308	19x30	0	420
P309	19x30	0	420
P310	19x30	0	420

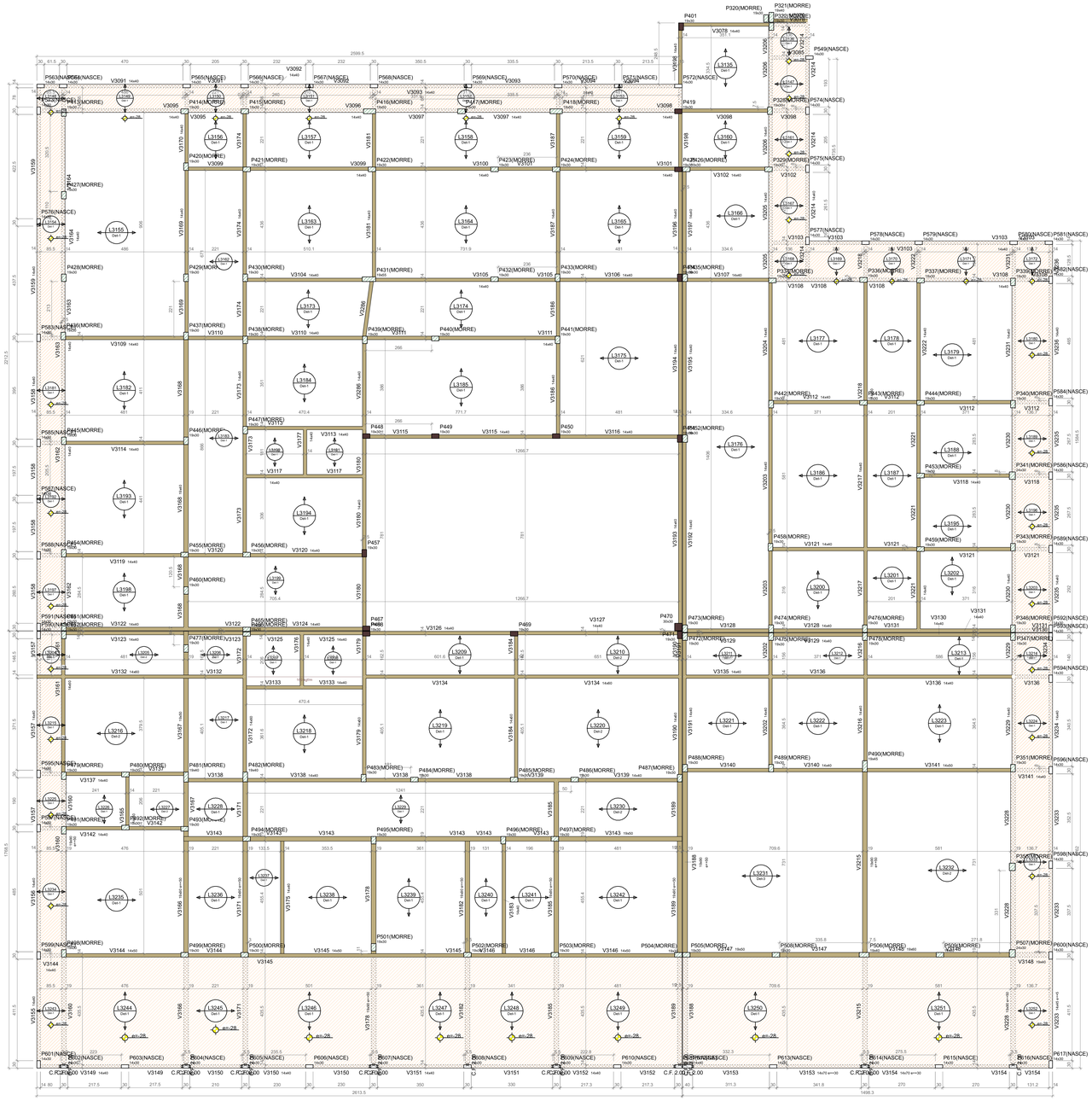



Pilares				
Nome	Seção (cm)	Elevação (cm)	Nível (cm)	
P1	19x40	0	420	
P2	19x30	0	420	
P3	19x40	0	420	
P4	19x40	0	420	
P5	19x40	0	420	
P6	19x40	0	420	
P7	19x50	0	420	
P8	19x50	0	420	
P9	19x50	0	420	
P10	19x50	0	420	
P11	19x50	0	420	
P12	19x40	0	420	
P13	19x40	0	420	
P14	19x40	0	420	
P15	19x20	0	420	
P16	19x20	0	420	
P17	19x40	0	420	
P18	19x40	0	420	
P19	19x40	0	420	
P20	19x20	0	420	
P21	19x40	0	420	
P22	19x40	0	420	
P23	19x40	0	420	
P24	19x40	0	420	
P25	19x20	0	420	
P26	19x20	0	420	
P27	19x40	0	420	
P28	19x20	0	420	
P29	19x20	0	420	
P30	19x20	0	420	
P31	19x20	0	420	
P32	19x20	0	420	
P33	19x45	0	420	
P34	19x20	0	420	
P35	19x20	0	420	
P36	19x20	0	420	
P37	19x40	0	420	
P38	19x20	0	420	
P39	19x20	0	420	
P40	19x20	0	420	
P41	19x20	0	420	
P42	19x20	0	420	
P43	19x20	0	420	
P44	19x20	0	420	
P45	19x20	0	420	
P46	19x20	0	420	
P47	19x20	0	420	
P48	19x20	0	420	
P49	19x20	0	420	
P50	19x20	0	420	
P51	19x20	0	420	
P52	19x20	0	420	
P53	19x20	0	420	
P54	19x40	0	420	
P55	19x40	0	420	
P56	19x40	0	420	
P57	19x40	0	420	
P58	19x20	0	420	
P59	19x20	0	420	
P60	19x20	0	420	
P61	19x20	0	420	
P62	19x20	0	420	
P63	19x20	0	420	
P64	19x20	0	420	
P65	19x20	0	420	
P66	19x20	0	420	
P67	19x20	0	420	
P68	19x20	0	420	
P69	19x20	0	420	
P70	19x20	0	420	
P71	19x20	0	420	
P72	19x20	0	420	
P73	19x20	0	420	
P74	19x20	0	420	
P75	19x20	0	420	
P76	19x20	0	420	
P77	19x20	0	420	
P78	19x20	0	420	
P79	19x20	0	420	
P80	19x20	0	420	
P81	19x20	0	420	
P82	19x20	0	420	
P83	19x20	0	420	
P84	19x20	0	420	
P85	19x20	0	420	
P86	19x20	0	420	
P87	19x20	0	420	
P88	19x20	0	420	
P89	19x20	0	420	
P90	19x20	0	420	
P91	19x20	0	420	
P92	19x20	0	420	
P93	19x20	0	420	
P94	19x20	0	420	
P95	19x20	0	420	
P96	19x20	0	420	
P97	19x20	0	420	
P98	19x20	0	420	
P99	19x20	0	420	
P100	19x20	0	420	
P101	19x20	0	420	
P102	19x20	0	420	
P103	19x20	0	420	
P104	19x20	0	420	
P105	19x20	0	420	
P106	19x20	0	420	
P107	19x20	0	420	
P108	19x20	0	420	
P109	19x20	0	420	
P110	19x20	0	420	
P111	19x20	0	420	
P112	19x20	0	420	
P113	19x20	0	420	
P114	19x20	0	420	
P115	19x20	0	420	
P116	19x20	0	420	
P117	19x20	0	420	
P118	19x20	0	420	
P119	19x20	0	420	
P120	19x20	0	420	
P121	19x20	0	420	
P122	19x20	0	420	
P123	19x20	0	420	
P124	19x20	0	420	
P125	19x20	0	420	
P126	19x20	0	420	
P127	19x20	0	420	
P128	19x20	0	420	
P129	19x20	0	420	
P130	19x20	0	420	
P131	19x40	0	420	
P132	19x20	0	420	
P133	19x20	0	420	
P134	19x20	0	420	
P135	19x20	0	420	
P136	19x20	0	420	
P137	19x20	0	420	
P138	19x20	0	420	
P139	19x40	0	420	
P140	19x20	0	420	
P141	19x20	0	420	
P142	19x20	0	420	
P143	19x20	0	420	
P144	19x40	0	420	
P145	19x40	0	420	
P146	19x40	0	420	
P147	19x20	0	420	
P148	19x40	0	420	
P149	19x40	0	420	
P150	19x40	0	420	
P151	19x40	0	420	
P152	19x40	0	420	
P153	19x20	0	420	
P154	19x20	0	420	
P155	19x20	0	420	
P156	19x20	0	420	
P157	19x20	0	420	
P158	19x20	0	420	
P159	19x20	0	420	
P160	19x20	0	420	
P161	19x20	0	420	
P162	19x20	0	420	
P163	19x20	0	420	
P164	19x20	0	420	
P165	19x20	0	420	
P166	19x20	0	420	
P167	19x20	0	420	
P168	19x20	0	420	
P169	19x40	0	420	
P170	19x20	0	420	
P171	19x20	0	420	
P172	19x20	0	420	
P173	19x20	0	420	
P174	19x20	0	420	
P175	19x20	0	420	
P176	19x20	0	420	
P177	19x20	0	420	
P178	19x20	0	420	
P179	19x20	0	420	
P180	19x20	0	420	
P181	19x20	0	420	
P182	24x40	0	420	
P183	19x20	0	420	
P184	19x20	0	420	
P185	19x20	0	420	
P186	19x20	0	420	
P187	19x20	0	420	
P188	19x20	0	420	
P189	19x20	0	420	
P190	19x20	0	420	
P191	19x20	0	420	
P192	24x40	0	420	
P193	19x20	0	420	
P194	19x20	0	420	
P195	19x20	0	420	
P196	19x20	0	420	
P197	19x20	0	420	
P198	19x20	0	420	
P199	19x20	0	420	
P200	19x20	0	420	
P201	19x20	0	420	
P202	19x20	0	420	
P203	19x20	0	420	
P204	19x20	0	420	
P205	19x20	0	420	
P206	19x20	0	420	
P207	19x20	0	420	
P208	19x20	0	420	
P209	19x20	0	420	
P210	19x40	0	420	
P211	19x40	0	420	
P212	19x20	0	420	
P213	19x20	0	420	
P214	19x20	0	420	
P215	19x20	0	420	
P216	19x40	0	420	
P217	19x20	0	420	
P218	19x40	0	420	
P219	19x20	0	420	

Pilares				
Nome	Seção (cm)	Elevação (cm)	Nível (cm)	
P220	19x30	0	420	
P221	19x30	0	420	
P222	19x20	0	420	
P223	19x30	0	420	
P224	19x30	0	420	
P225	19x30	0	420	
P226	19x30	0	420	
P227	19x30	0	420	
P228	19x30	0	420	
P229	19x30	0	420	
P230	19x30	0	420	
P231	19x65	0	420	
P232	19x30	0	420	
P233	19x30	0	420	
P234	19x30	0	420	
P235	19x30	0	420	
P236	19x30	0	420	
P237	19x30	0	420	
P238	19x30	0	420	
P239	19x30	0	420	
P240	19x30	0	420	
P241	19x30	0	420	
P242	19x30	0	420	
P243	19x30	0	420	
P244	19x30	0	420	
P245	19x30	0	420	
P246	19x30	0	420	
P247	19x30	0	420	
P248	19x30	0	420	
P249	19x30	0	420	
P250	19x30	0	420	
P251	19x30	0	420	
P252	19x30	0	420	
P253	19x30	0	420	
P254	19x30	0	420	
P255	19x30	0	420	
P256	19x30	0	420	
P257	19x30	0	420	
P258	19x30	0	420	
P259	19x30	0	420	
P260	19x30	0	420	
P261	19x30	0	420	
P262	19x30	0	420	
P263	19x30	0	420	
P264	19x30	0	420	
P265	19x30	0	420	
P266	19x30	0	420	
P267	19x30	0	420	
P268	19x30	0	420	
P269	19x30	0	420	
P270	19x30	0	420	
P271	19x30	0	420	
P272	19x30	0	420	
P273	19x30	0	420	
P274	19x30	0	420	
P275	19x30	0	420	
P276	19x30	0	420	
P277	19x30	0	420	
P278	19x30	0	420	
P279	19x30	0	420	
P280	19x30	0	420	
P281	19x30	0	420	
P282	19x30	0	420	
P283	19x30	0	420	
P284	19x30	0	420	
P285	19x30	0	420	
P286	19x30	0	420	
P287	19x30	0	420	
P288	19x30	0	420	
P289	19x30	0	420	
P290	19x30	0	420	
P291	19x30	0	420	
P292	19x30	0	420	
P293	19x30	0	420	
P294	19x30	0	420	
P295	19x30	0	420	
P296	19x30	0	420	
P297	19x30	0	420	
P298	19x30	0	420	
P299	19x30	0	420	
P300	19x30	0	420	
P301	19x30	0	420	
P302	19x30	0	420	
P303	19x30	0	420	
P304	19x30	0	420	
P305	19x30	0	420	
P306	19x30	0	420	
P307	19x30	0	420	
P308	19x30	0	420	
P309	19x30	0	420	
P310	19x30	0	420	
P311	19x30	0	420	
P312	19x40	0	420	
P313	19x30	0	420	
P314	19x30	0	420	
P315	19x30	0	420	
P316	19x30	0	420	
P317	19x30	0	420	

Vigas				
Nome	Seção (cm)	Elevação (cm)	Nível (cm)	
V3001	14x40	0	420	
V3002	14x40	0	420	
V3003	14x40	0	420	
V3004	14x40	0	420	
V3005	14x40	0	420	
V3006	14x40	0	420	
V3007	14x40	0	420	
V3008	14x40	0	420	
V3009	14x40	0	420	
V3010	14x40	0	420	
V3011	14x40	0	420	
V3012	14x40	0	420	
V3013	14x40	0	420	
V3014	14x40	0	420	
V3015	14x40	0	420	
V3016	14x40	0	420	
V3017	14x40	0	420	
V3018	14x40	0	420	
V3019	14x40	0	420	
V3020	14x40	0	420	
V3021	14x40	0	420	
V3022	14x40	0	420	
V3023	14x40	0	420	
V3024	14x40	0	420	
V3025	14x40	0	420	
V3026	14x40	0	420	
V3027	14x40	0	420	
V3028	14x40	0	420	
V3029	14x40	0	420	
V3030	14x40	0	420	
V3031	14x40	0	420	
V3032	14x40	0	420	
V3033	14x40	0	420	
V3034	14x40	0	420	
V3035	14x40	0	420	
V3036	14x40	0	420	
V3037	14x40	0	420	
V3038	14x40	0	420	
V3039	14x40	0	420	
V3040	14x40	0	420	
V3041	14x40	0	420	
V3042	14x40	0	420	
V3043	14x40	0	420	
V3044	14x40	0	420	
V3045	14x40	0	420	
V3046	14x40	0	420	
V3047	14x40	0	420	
V3048	14x40	0	420	
V3049	14x40	0	420	
V3050	14x40	0	420	
V3051	14x40	0	420	
V3052	14x40	0	420	
V3053	14x40	0	420	
V3054	14x40	0	420	
V3055	14x40	0	420	
V3056	14x40	0	420	
V3057	14x40	0	420	
V3058	14x40	0	420	
V3059	14x40	0	420	
V3060	14x40	0	420	
V3061	14x40	0	420	
V3062	14x40	0	420	
V3063	14x40	0	420	
V3064	14x40	0	420	
V3065	14x40	0	420	
V3066	14x40	0	420	
V3067	14x40	0	420	
V3068	14x40	0	420	
V3069	14x40	0	420	
V3070	14x40	0	420	
V3071	14x40	0	420	
V3072	14x40	0	420	
V3073	14x40	0	420	
V3074	14x40	0	420	
V3075	14x40	0	420	
V3076	14x40	0	420	
V3077	14x40	0	420	
V3078	14x40	0	420	
V3079	14x40	0	420	
V3080	14x40	0	420	
V3081	14x40	0	420	
V3082	14x40	0	420	
V3083	14x40	0	420	
V3084	14x40	0	420	
V3085	14x40	0	420	
V3086	14x40	0	420	
V3087	14x40	0	420	
V3088	14x40	0	420	
V3089	14x40	0	420	
V3090	14x40	0	420	
V3091	14x40	0	420	
V3092	14x40	0	420	
V3093	14x40	0	420	
V3094	14x40	0	420	
V3095	14x40	0	420	
V3096	14x40	0	420	
V3097	14x40	0	420	
V3098	14x40	0	420	
V3099	14x40	0	420	
V3100	14x40	0	420	
V3101	14x40	0	420	
V3102	14x40	0	420	
V3103	14x40	0	420	
V3104	14x40	0	420	
V3105	14x40	0	420	
V3106	14x40	0	420	
V3107	14x40	0	420	
V3108	14x40	0	420	
V3109	14x40	0	420	
V3110	14x40	0	420	
V3111	14x40	0	420	
V3112	14x40	0	420	
V3113	14x40	0	420	
V3114	14x40	0	420	
V3115	14x40	0	420	
V3116	14x40	0	420	
V3117	14x40	0	420	
V3118	14x40	0	420	
V3119	14x40	0	420	
V3120	14x40	0	420	
V3121	14x40	0	420	
V3122	14x40	0	420	
V3123	14x40	0	420	
V3124	14x40	0	420	
V3125	14x40	0	420	
V3126	14x40	0	420	
V3127	14x40	0	420	
V3128	14x40	0	420	
V3129	14x40	0	420	
V3130	14x40	0	420	
V3131	14x40	0	420	
V3132	14x40	0	420	
V3133	14x40	0	420	
V3134	14x40	0	420	
V3135	14x40	0	420	
V3136	14x40	0	420	
V3137	14x40	0	420	
V3138	14x40	0	420	
V3139	14x40	0	420	
V3140	14x60	0	420	
V3141	14x60	0	420	
V3142	19x40	0	420	
V3143	19x60	0	420	
V3144	19x40	0	420	
V3145	19x60	0	420	
V3146	19x40	0	420	
V3147	19x60	0	420	
V3148	19x40	0	420	

Vigas				
Nome	Seção (cm)	Elevação (cm)	Nível (cm)	
V3149	14x40	0	420	
V3150	14x40	0	420	
V3151	14x40	0	420	
V3152	14x40	0	420	
V3153	14x70	30	450	
V3154	14x40	0	420	
V3155	14x40	0	420	
V3156	14x40	0	420	
V3157	14x40	0	420	
V3158	14x40	0	420	
V3159	14x40	0	420	
V3160	14x40	0	420	
V3161	19x60	0	420	
V3162	14x40	0	420	
V3163	14x40	0	420	
V3164	14x40	0	420	
V3165	19x60	50	470	
V3166	19x60	50	470	
V3167	19x60	50	470	
V3168	19x60	50	470	
V3169	14x40	0	420	
V3170	14x40	0	420	
V3171	19x60	50	470	
V3172	14x40	0	420	
V3173	14x40	0	420	
V3174	14x40	0	420	
V3175	14x40	0	420	
V3176	14x40	0	420	
V3177	14x40	0	420	
V3178	19x60	50	470	
V3179	14x40	0	420	
V3180	14x40	0	420	
V3181	14x40	0	420	
V3182	14x40	0	420	
V3183	14x40	0	420	
V3184	14x60	0	420	
V3185	19x60	50	470	
V3186	19x60	50	470	
V3187	19x60	50	470	
V3188	19x60	50	470	
V3189	19x60	50	470	
V3190	14x60	0	420	
V3191	14x60	0	420	
V3192	14x60	0	420	
V3193	14x40	0	420	
V3194	14x60	0	420	
V3195	14x60	0	420	
V3196	14x60	0	420	
V3197	14x60	0	420	
V3198	14x60	0	420	
V3199	14x60	0	420	
V3200	14x60	0	420	
V3201	14x60	0	420	
V3202	14x60	0	420	
V3203	14x60	0	420	
V3204	14x60	0	420	
V3205	14x60	0	420	
V3206	14x60	0	420	
V3207	14x60	0	420	
V3208	14x60	0	420	
V3209	14x60	0	420	
V3210	14x60	0	420	
V3211	14x60	0	420	
V3212	14x60	0	420	
V3213	14x60	0	420	
V3214	14x60	0	420	
V3215	14x60	0	420	
V3216	14x60	0	420	
V3217	14x60	0	420	
V3218	14x60	0	420	
V3219	14x60	0	420	
V3220	14x60	0	420	
V3221	14x60	0	420	
V3222	14x60	0	420	
V3223	14x60	0	420	
V3224	14x60	0	420	
V3225	14x60	0	420	
V3226	14x60	0	420	
V3227	14x60	0	420	
V3228	19x60	50	470	
V3229	14x60	0	420	
V3230	14x60	0	420	
V3231	14x60	0	420	
V3232	14x60	0	420	
V3233	14x60	0	420	
V3234	14x60	0	420	
V3235	14x60	0	420	
V3236	14x60	0	420	
V3237	14x60	0	420	
V3238	14x60	0	420	
V3239	14x60	0	420	
V3240	14x60	0	420	
V3241	14x60	0	420	
V3242	14x60	0	420	
V3243	14x60	0	420	
V3244	14x60	0	420	
V3245	14x60	0	420	
V3246	14x60	0	420	
V3247	14x60	0	420	
V3248	14x60	0	420	
V3249	14x60	0	420	
V3250	14x60	0	420	
V3251	14x60	0	420	
V3252	14x60	0	420	
V3253	14x60	0	420	
V3254	14x60	0	420	
V3255	14x60	0	420	
V3256	14x60	0	420	
V3257	14x60	0	420	
V3258	14x60	0	420	
V3

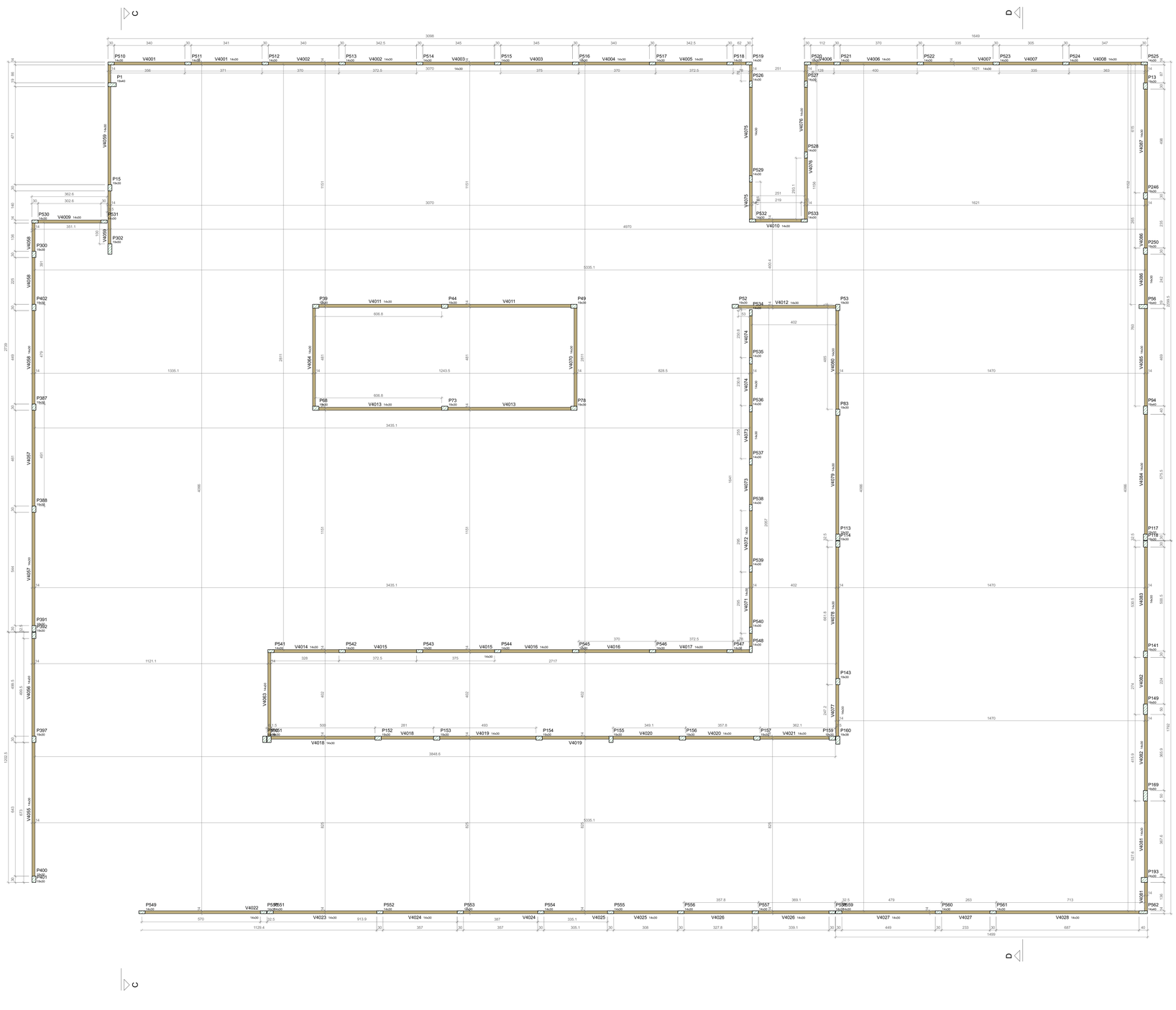

FORMA DO PAVIMENTO PLATIBANDA (NÍVEL 540) - PARTE 1

escala 1:75

Pilares				
Nome	Seção (cm)	Elevação (cm)	Nível (cm)	
P1	19x40	0	540	
P13	19x30	0	540	
P15	19x30	0	540	
P39	19x30	0	540	
P44	19x30	0	540	
P49	19x30	0	540	
P52	19x30	0	540	
P53	19x30	0	540	
P56	19x40	0	540	
P68	19x30	0	540	
P73	19x30	0	540	
P78	19x30	0	540	
P83	19x30	0	540	
P94	19x30	0	540	
P113	19x30	0	540	
P114	19x30	0	540	
P117	19x30	0	540	
P118	19x30	0	540	
P141	19x30	0	540	
P143	19x30	0	540	
P148	19x60	0	540	
P150	19x30	0	540	
P151	19x30	0	540	
P152	19x30	0	540	
P153	19x30	0	540	
P154	19x30	0	540	
P155	19x30	0	540	
P156	19x30	0	540	
P157	19x30	0	540	
P159	19x30	0	540	
P160	19x30	0	540	
P169	19x60	0	540	
P193	19x30	0	540	
P246	19x30	0	540	
P250	19x30	0	540	
P262	19x60	0	540	
P300	19x30	0	540	
P386	19x30	0	540	
P391	19x30	0	540	
P392	19x30	0	540	
P397	19x30	0	540	
P400	19x30	0	540	
P401	19x30	0	540	
P402	19x30	0	540	
P424	19x30	0	540	
P425	19x30	0	540	
P434	19x30	0	540	
P448	19x30	0	540	
P449	19x30	0	540	
P450	19x30	0	540	
P451	19x30	0	540	
P457	19x30	0	540	
P467	19x30	0	540	
P469	19x30	0	540	
P470	19x30	0	540	
P471	19x30	0	540	
P510	14x30	0	540	
P511	14x30	0	540	
P512	14x30	0	540	
P513	14x30	0	540	
P514	14x30	0	540	
P515	14x30	0	540	
P516	14x30	0	540	
P517	14x30	0	540	
P518	14x30	0	540	
P519	14x30	0	540	
P520	14x30	0	540	
P521	14x30	0	540	
P522	14x30	0	540	
P523	14x30	0	540	
P524	14x30	0	540	
P525	14x30	0	540	
P526	14x30	0	540	
P527	14x30	0	540	
P528	14x30	0	540	
P529	14x30	0	540	
P530	14x30	0	540	
P531	14x30	0	540	
P532	14x30	0	540	
P533	14x30	0	540	
P534	14x30	0	540	
P535	14x30	0	540	
P536	14x30	0	540	
P537	14x30	0	540	
P538	14x30	0	540	
P539	14x30	0	540	
P540	14x30	0	540	
P541	14x30	0	540	
P542	14x30	0	540	
P543	14x30	0	540	
P544	14x30	0	540	
P545	14x30	0	540	
P546	14x30	0	540	
P547	14x30	0	540	
P548	14x30	0	540	
P549	14x30	0	540	
P550	14x30	0	540	
P551	14x30	0	540	
P552	14x30	0	540	
P553	14x30	0	540	
P554	14x30	0	540	
P555	14x30	0	540	
P556	14x30	0	540	
P557	14x30	0	540	
P558	14x30	0	540	
P559	14x30	0	540	
P560	14x30	0	540	
P561	14x30	0	540	
P562	14x30	0	540	
P563	14x30	0	540	
P564	14x30	0	540	
P565	14x30	0	540	
P566	14x30	0	540	
P567	14x30	0	540	
P568	14x30	0	540	
P569	14x30	0	540	
P570	14x30	0	540	
P571	14x30	0	540	
P572	14x30	0	540	
P573	14x30	0	540	
P574	14x30	0	540	
P575	14x30	0	540	
P576	14x30	0	540	
P577	14x30	0	540	
P578	14x30	0	540	
P579	14x30	0	540	
P580	14x30	0	540	
P581	14x30	0	540	
P582	14x30	0	540	
P583	14x30	0	540	
P584	14x30	0	540	
P585	14x30	0	540	
P586	14x30	0	540	
P587	14x30	0	540	
P588	14x30	0	540	
P589	14x30	0	540	
P590	14x30	0	540	
P591	14x30	0	540	
P592	14x30	0	540	
P593	14x30	0	540	
P594	14x30	0	540	
P595	14x30	0	540	
P596	14x30	0	540	
P597	14x30	0	540	
P598	14x30	0	540	
P599	14x30	0	540	
P600	14x30	0	540	
P601	14x30	0	540	
P602	14x30	0	540	
P603	14x30	0	540	
P604	14x30	0	540	
P605	14x30	0	540	
P606	14x30	0	540	
P607	14x30	0	540	
P608	14x30	0	540	
P609	14x30	0	540	
P610	14x30	0	540	
P611	14x30	0	540	
P612	14x30	0	540	
P613	14x30	0	540	
P614	14x30	0	540	
P615	14x30	0	540	
P616	14x30	0	540	
P617	14x30	0	540	

Vigas				
Nome	Seção (cm)	Elevação (cm)	Nível (cm)	
V4001	14x30	0	540	
V4002	14x30	0	540	
V4003	14x30	0	540	
V4004	14x30	0	540	
V4005	14x30	0	540	
V4006	14x30	0	540	
V4007	14x30	0	540	
V4008	14x30	0	540	
V4009	14x30	0	540	
V4010	14x30	0	540	
V4011	14x30	0	540	
V4012	14x30	0	540	
V4013	14x30	0	540	
V4014	14x30	0	540	
V4015	14x30	0	540	
V4016	14x30	0	540	
V4017	14x30	0	540	
V4018	14x30	0	540	
V4019	14x30	0	540	
V4020	14x30	0	540	
V4021	14x30	0	540	
V4022	14x30	0	540	
V4023	14x30	0	540	
V4024	14x30	0	540	
V4025	14x30	0	540	
V4026	14x30	0	540	
V4027	14x30	0	540	
V4028	14x30	0	540	
V4029	14x30	0	540	
V4030	14x30	0	540	
V4031	14x30	0	540	
V4032	14x30	0	540	
V4033	14x30	0	540	
V4034	14x30	0	540	
V4035	14x30	0	540	
V4036	14x30	0	540	
V4037	14x30	0	540	
V4038	14x30	0	540	
V4039	14x30	0	540	
V4040	14x30	0	540	
V4041	14x30	0	540	
V4042	14x30	0	540	
V4043	14x30	0	540	
V4044	14x30	0	540	
V4045	14x30	0	540	
V4046	14x30	0	540	
V4047	14x30	0	540	
V4048	14x30	0	540	
V4049	14x30	0	540	
V4050	14x30	0	540	
V4051	14x30	0	540	
V4052	14x30	0	540	
V4053	14x30	0	540	
V4054	14x30	0	540	
V4055	14x30	0	540	
V4056	14x30	0	540	
V4057	14x30	0	540	
V4058	14x30	0	540	
V4059	14x30	0	540	
V4060	14x30	0	540	
V4061	14x30	0	540	
V4062	14x30	0	540	
V4063	14x30	0	540	
V4064	14x30	0	540	
V4065	14x30	0	540	
V4066	14x30	0	540	
V4067	14x30	0	540	
V4068	14x30	0	540	
V4069	14x30	0	540	
V4070	14x30	0	540	
V4071	14x30	0	540	
V4072	14x30	0	540	
V4073	14x30	0	540	
V4074	14x30	0	540	
V4075	14x30	0	540	
V4076	14x30	0	540	
V4077	14x30	0	540	
V4078	14x30	0	540	
V4079	14x30	0	540	
V4080	14x30	0	540	
V4081	14x30	0	540	
V4082	14x30	0	540	
V4083	14x30	0	540	
V4084	14x30	0	540	
V4085	14x30	0	540	
V4086	14x30	0	540	
V4087	14x30	0	540	

Características dos materiais			
fck	Pilares e Vigas	Laje	Alvenaria
(kg/cm²)	Baiana(1)	Baiana(1)	(kN/m³)
250	P/1500	25	12,00

Dimensão máxima do agregado = 19 mm

Legenda dos pilares
Pilar que morre

Legenda das vigas e paredes
Viga

Nº	Comentário	Data	Autor
0	Emissão inicial		AUGUSTO

PROJETO ENGENHARIA
RUA SAMUEL CEZAR, 440 - ÁGUA VERDE / FONE: (41) 99206-4118
WWW.PROJETTOK.ENG.BR / COMERCIAL@PROJETTOK.ENG.BR

Obra:
HOSPITAL EM ALVENARIA
RUA DOS PESSEGUEIROS, SN

Código do Projeto:
6306

Proprietário:
MUNICIPIO DE CORREIA PINTO

Assinatura:

Autor Projeto:
AUGUSTO CESAR HENKE GRUBER
Autor Projeto
CREA PR-33.829/D

Assinatura:

Referências:
FORMA PLATIBANDA

Escala:
INDICADA

Prancha:
18
87

Desenho:
AUGUSTO

Coordenador:
AUGUSTO

Data:

Revisão:
R.0

PROJETO ESTRUTURAL

A0-1188x841mm

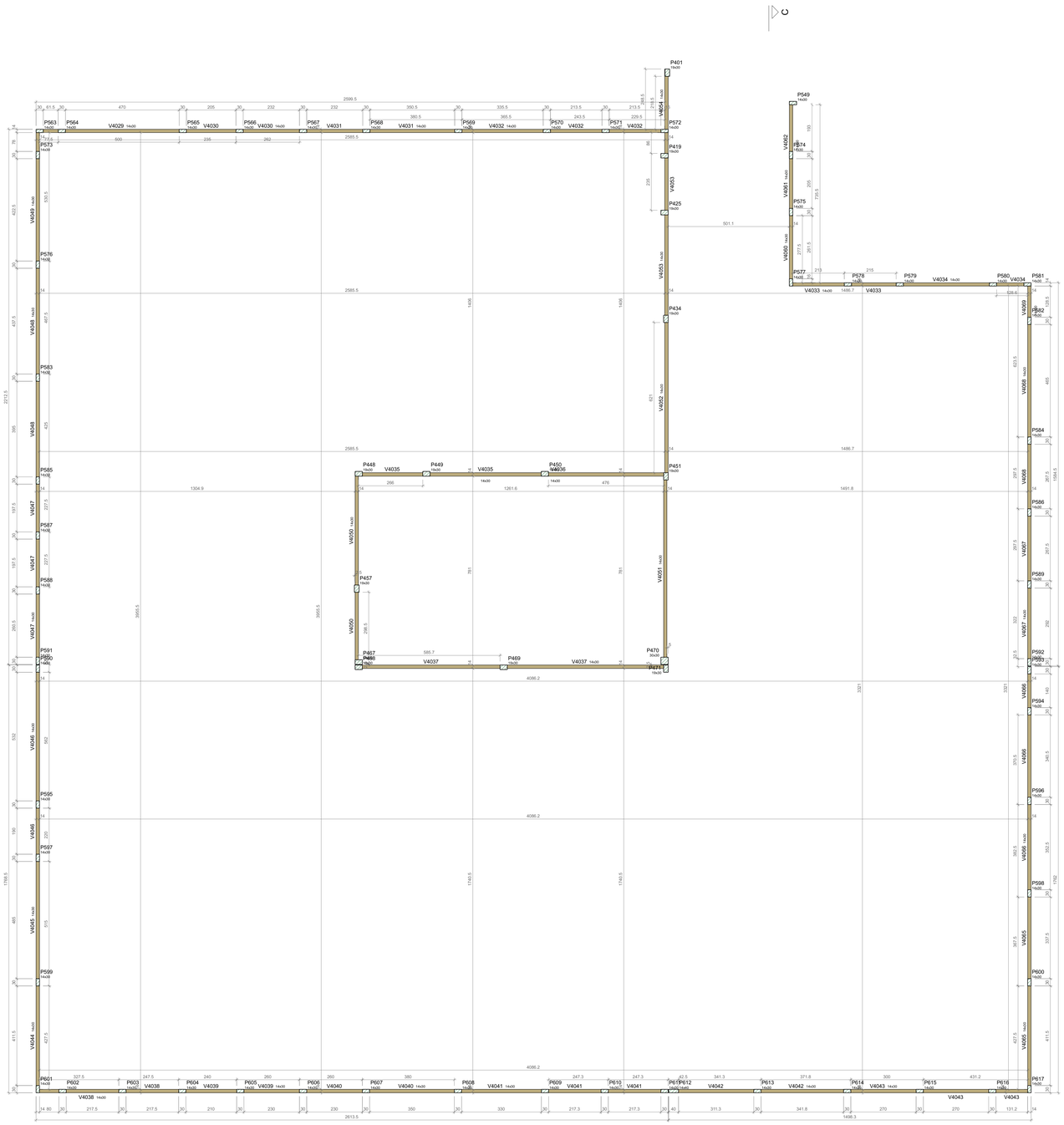

FORMA DO PAVIMENTO PLATIBANDA (NÍVEL 540) - PARTE 2

escala 1:75

Pilares

Nome	Seção (cm)	Elevação (cm)	Nível (cm)
P1	19x60	0	540
P13	19x30	0	540
P14	19x30	0	540
P39	19x30	0	540
P44	19x30	0	540
P49	19x30	0	540
P52	19x30	0	540
P57	19x30	0	540
P58	19x60	0	540
P68	19x30	0	540
P76	19x30	0	540
P78	19x30	0	540
P83	19x30	0	540
P84	19x60	0	540
P113	19x30	0	540
P116	19x30	0	540
P117	19x30	0	540
P118	19x30	0	540
P119	19x30	0	540
P141	19x30	0	540
P143	19x30	0	540
P149	19x30	0	540
P150	19x30	0	540
P151	19x30	0	540
P152	19x30	0	540
P153	19x30	0	540
P154	19x30	0	540
P155	19x30	0	540
P156	19x30	0	540
P157	19x30	0	540
P158	19x30	0	540
P159	19x30	0	540
P188	19x60	0	540
P193	24x30	0	540
P246	19x30	0	540
P250	19x30	0	540
P251	19x30	0	540
P302	19x60	0	540
P387	19x30	0	540
P388	19x30	0	540
P391	19x30	0	540
P396	19x30	0	540
P397	19x30	0	540
P400	19x30	0	540
P401	19x30	0	540
P403	19x30	0	540
P419	19x30	0	540
P425	19x30	0	540
P434	19x30	0	540
P447	19x30	0	540
P448	19x30	0	540
P450	19x30	0	540
P451	19x30	0	540
P457	19x30	0	540
P467	19x30	0	540
P468	19x30	0	540
P469	19x30	0	540
P470	30x30	0	540
P471	19x30	0	540
P510	14x30	0	540
P511	14x30	0	540
P512	14x30	0	540
P513	14x30	0	540
P514	14x30	0	540
P515	14x30	0	540
P516	14x30	0	540
P517	14x30	0	540
P518	14x30	0	540
P519	14x30	0	540
P520	14x30	0	540
P521	14x30	0	540
P522	14x30	0	540
P523	14x30	0	540
P524	14x30	0	540
P525	14x30	0	540
P526	14x30	0	540
P527	14x30	0	540
P528	14x30	0	540
P529	14x30	0	540
P530	14x30	0	540
P531	14x30	0	540
P532	14x30	0	540
P533	14x30	0	540
P534	14x30	0	540
P535	14x30	0	540
P536	14x30	0	540
P537	14x30	0	540
P538	14x30	0	540
P539	14x30	0	540
P540	14x30	0	540
P541	14x30	0	540
P542	14x30	0	540
P543	14x30	0	540
P544	14x30	0	540
P545	14x30	0	540
P546	14x30	0	540
P547	14x30	0	540
P548	14x30	0	540
P549	14x30	0	540
P550	14x30	0	540
P551	14x30	0	540
P552	14x30	0	540
P553	14x30	0	540
P554	14x30	0	540
P555	14x30	0	540
P556	14x30	0	540
P557	14x30	0	540
P558	14x30	0	540
P560	14x30	0	540
P561	14x30	0	540
P562	14x30	0	540
P563	14x30	0	540
P564	14x30	0	540
P565	14x30	0	540
P566	14x30	0	540
P567	14x30	0	540
P568	14x30	0	540
P569	14x30	0	540
P570	14x30	0	540
P572	14x30	0	540
P573	14x30	0	540
P574	14x30	0	540
P575	14x30	0	540
P576	14x30	0	540
P577	14x30	0	540
P578	14x30	0	540
P580	14x30	0	540
P581	14x30	0	540
P582	14x30	0	540
P583	14x30	0	540
P584	14x30	0	540
P585	14x30	0	540
P586	14x30	0	540
P587	14x30	0	540
P588	14x30	0	540
P589	14x30	0	540
P590	14x30	0	540
P591	14x30	0	540
P592	14x30	0	540
P593	14x30	0	540
P594	14x30	0	540
P596	14x30	0	540
P597	14x30	0	540
P598	14x30	0	540
P599	14x30	0	540
P600	14x30	0	540
P601	14x30	0	540
P602	14x30	0	540
P603	14x30	0	540
P604	14x30	0	540
P605	14x30	0	540
P606	14x30	0	540
P607	14x30	0	540
P608	14x30	0	540
P609	14x30	0	540
P610	14x30	0	540
P611	14x30	0	540
P612	14x30	0	540
P613	14x30	0	540
P614	14x30	0	540
P615	14x30	0	540
P616	14x30	0	540
P617	14x30	0	540

Vigas

Nome	Seção (cm)	Elevação (cm)	Nível (cm)
V4001	14x30	0	540
V4002	14x30	0	540
V4003	14x30	0	540
V4004	14x30	0	540
V4005	14x30	0	540
V4006	14x30	0	540
V4007	14x30	0	540
V4008	14x30	0	540
V4009	14x30	0	540
V4010	14x30	0	540
V4011	14x30	0	540
V4012	14x30	0	540
V4013	14x30	0	540
V4014	14x30	0	540
V4015	14x30	0	540
V4016	14x30	0	540
V4017	14x30	0	540
V4018	14x30	0	540
V4019	14x30	0	540
V4020	14x30	0	540
V4021	14x30	0	540
V4022	14x30	0	540
V4023	14x30	0	540
V4024	14x30	0	540
V4025	14x30	0	540
V4026	14x30	0	540
V4027	14x30	0	540
V4028	14x30	0	540
V4029	14x30	0	540
V4030	14x30	0	540
V4031	14x30	0	540
V4032	14x30	0	540
V4033	14x30	0	540
V4034	14x30	0	540
V4035	14x30	0	540
V4036	14x30	0	540
V4037	14x30	0	540
V4038	14x30	0	540
V4039	14x30	0	540
V4040	14x30	0	540
V4041	14x30	0	540
V4042	14x30	0	540
V4043	14x30	0	540
V4044	14x30	0	540
V4045	14x30	0	540
V4046	14x30	0	540
V4047	14x30	0	540
V4048	14x30	0	540
V4049	14x30	0	540
V4050	14x30	0	540
V4051	14x30	0	540
V4052	14x30	0	540
V4053	14x30	0	540
V4054	14x30	0	540
V4055	14x30	0	540
V4056	14x30	0	540
V4057	14x30	0	540
V4058	14x30	0	540
V4059	14x30	0	540
V4060	14x30	0	540
V4061	14x30	0	540
V4062	14x30	0	540
V4063	14x30	0	540
V4064	14x30	0	540
V4065	14x30	0	540
V4066	14x30	0	540
V4067	14x30	0	540

Características dos materiais

fck (kgf/cm²)	Eck (kgf/cm²)	fck (kgf/cm²)	Abatimento (cm)
250	241000	25	12.00

Dimensão máxima do agregado = 19 mm

Legenda dos pilares

	Pilar que morre

Legenda das vigas e paredes

	Viga

Nº	Comentário	Data	Autor
0	Emissão inicial		AUGUSTO

PROJETEC ENGENHARIA
RUA SAMUEL CEZAR, 440 - AGUA VERDE / FONE: (41) 99204-4116
WWW.PROJETEK.ENG.BR / COMERCIAL@PROJETEK.ENG.BR

Obra:
HOSPITAL EM ALVENARIA
RUA DOS PESSEGUEIROS, SN

Código do Projeto:
6306

Proprietário:
MUNICIPIO DE CORREIA PINTO

Assinatura:

Autor Projeto:
AUGUSTO CESAR HENKE GRUBER
Autor Projeto — CREA PR-33 829/D

Assinatura:

Referências:

Escala: INDICADA
Desenho: AUGUSTO
Coordenador: AUGUSTO
Data:

Prancha: **19** 87
Revisão: R.0

PROJETO ESTRUTURAL

A0-1188x841mm

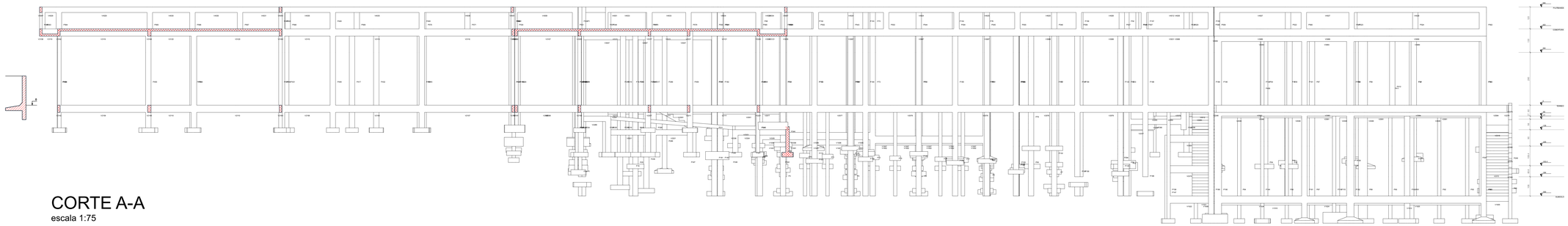

CORTE A-A
escala 1:75

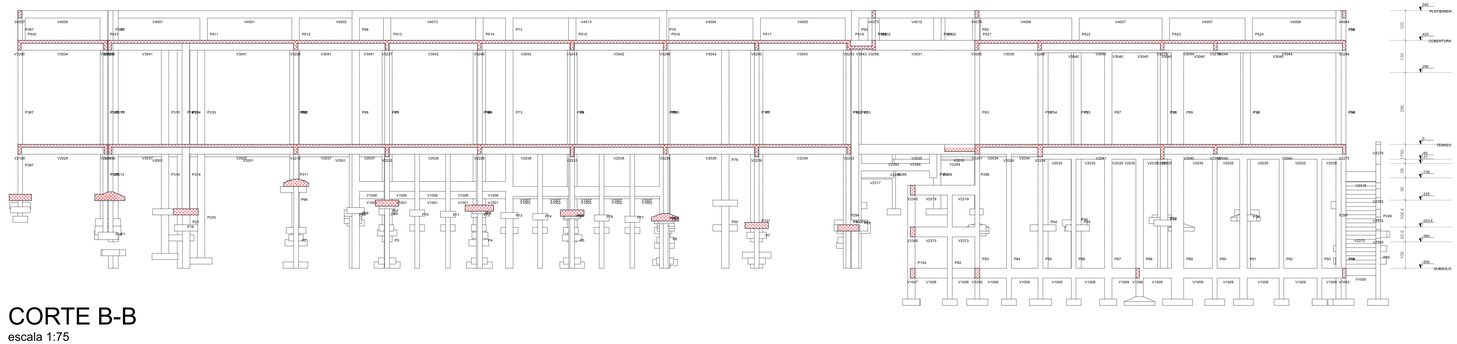

CORTE B-B
escala 1:75

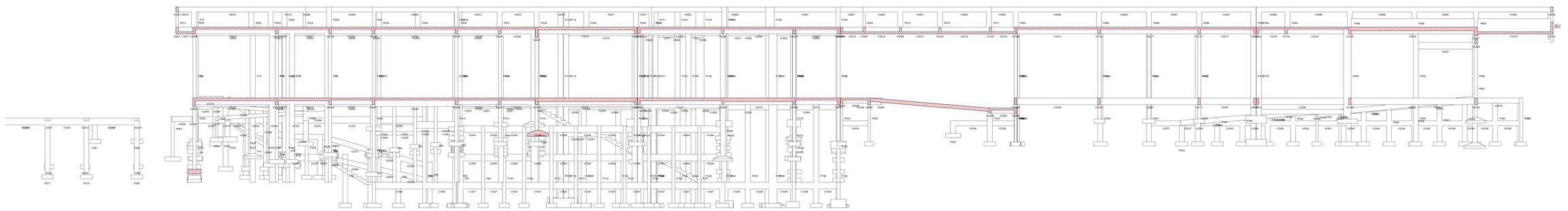

CORTE C-C
escala 1:75

Nº	Comentário	Data	Autor
0	Emissão inicial		AUGUSTO

PROJETAR ENGENHARIA
RUA SAMUEL CEZAR, 440 - AVENIDA VERDE - FONE: (41) 99206-4118
WWW.PROJETAR.ENG.BR - COMERCIAL@PROJETAR.ENG.BR

Obra:
HOSPITAL EM ALVENARIA
RUA DOS PESSEGUEIROS, 5N

Código do Projeto:
6306

Proprietário:
MUNICIPIO DE CORREIA PINTO

Assinatura:

Autor Projeto:
AUGUSTO CESAR HENKE GRUBER
Autor Projeto CREA PR-33.829/D

Assinatura:

Referências:
CORTES

Escala:
INDICADA

Desenho:
AUGUSTO

Coordenador:
AUGUSTO

Prancha:
20
87

Data:

Revisão:
R.0

PROJETO ESTRUTURAL

A0-1188x841mm

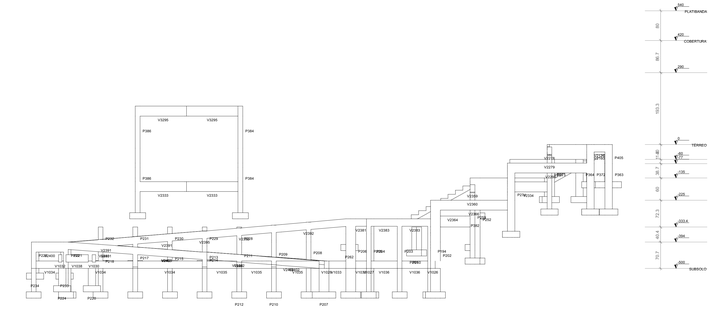

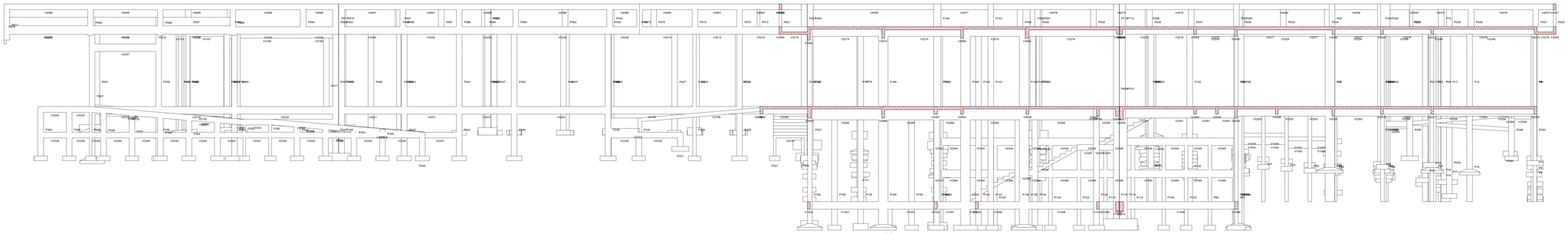

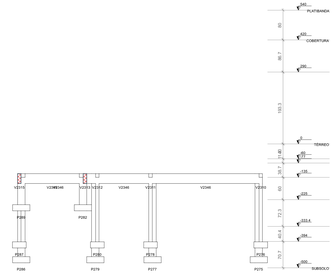

CORTE D-D
escala 1:75

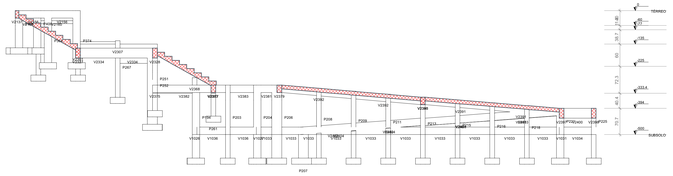

CORTE E-E
escala 1:75

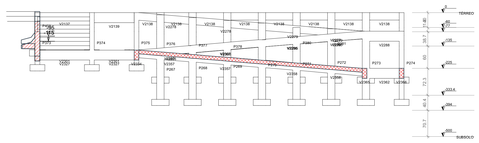

CORTE F-F
escala 1:75

Nº	Comentário	Data	Autor
0	Emissão inicial		AUGUSTO

PROJE ENGENHARIA
RUA SAMUEL CEZAR, 440 - AGUINGRIDE - FONE: (41)99206-4118
WWW.PROJETOAE.ENG.BR - COMERCIAL@PROJETOAE.ENG.BR

Obra:
HOSPITAL EM ALVENARIA
RUA DOS PESSEGUEIROS, 5N

Código do Projeto:
6306

Proprietário:
MUNICIPIO DE CORREIA PINTO

Assinatura:

Autor Projeto:
AUGUSTO CESAR HENKE GRUBER
Autor Projeto CREA-PR-33.829/D

Assinatura:

Referências:
CORTES

Escala:
INDICADA

Desenho:
AUGUSTO

Coordenador:
AUGUSTO

Data:

Prancha:
21
87

Revisão:
R.0

PROJETO ESTRUTURAL

A0-1188x841mm

S1=S2=S5=S6=S26=S56

PLANTA
ESC 1:25

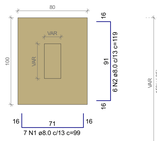

Solo compactado sobre a sapata
peso específico > 1600.00 kgf/m³

CORTE
ESC 1:25

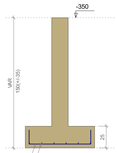

S3=S4=S94=S131=S149

PLANTA
ESC 1:25



Solo compactado sobre a sapata
peso específico > 1600.00 kgf/m³

CORTE
ESC 1:25



S7=S19

PLANTA
ESC 1:25

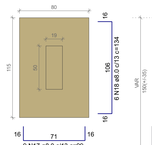

Solo compactado sobre a sapata
peso específico > 1600.00 kgf/m³

CORTE
ESC 1:25



S8=S120=S121=S156

PLANTA
ESC 1:25



Solo compactado sobre a sapata
peso específico > 1600.00 kgf/m³

CORTE
ESC 1:25



S9=S53=S90=S122=S155=S186=S188

PLANTA
ESC 1:25

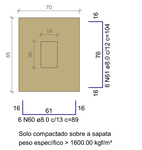

Solo compactado sobre a sapata
peso específico > 1600.00 kgf/m³

CORTE
ESC 1:25



S10=S128

PLANTA
ESC 1:25

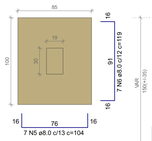

Solo compactado sobre a sapata
peso específico > 1600.00 kgf/m³

CORTE
ESC 1:25



S11=S20=S25=S83=S111=S130=S132=S176=S183

PLANTA
ESC 1:25

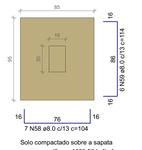

Solo compactado sobre a sapata
peso específico > 1600.00 kgf/m³

CORTE
ESC 1:25



S12

PLANTA
ESC 1:25

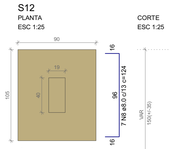

Solo compactado sobre a sapata
peso específico > 1600.00 kgf/m³

CORTE
ESC 1:25

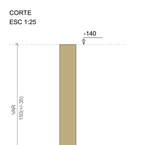

S13=S18=S38=S39=S40=S41=S42=S43=S44=S45 =S46=S47=S48=S49=S58=S59=S61=S62=S66 =S67=S68=S69=S70=S71=S72=S73=S74=S75 =S76=S77=S78=S84=S92=S93=S138=S165=S167 =S180=S194=S195=S196=S197=S198=S199=S200 =S201=S204=S205=S208=S209=S210=S211=S213 =S214=S215=S216=S217=S218=S221=S222=S225 =S618

PLANTA
ESC 1:25



Solo compactado sobre a sapata
peso específico > 1600.00 kgf/m³

CORTE
ESC 1:25

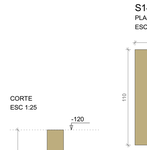

S14

PLANTA
ESC 1:25

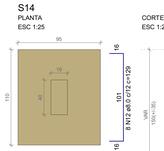

Solo compactado sobre a sapata
peso específico > 1600.00 kgf/m³

CORTE
ESC 1:25



S15=S30=S37=S96=S143=S157=S187

PLANTA
ESC 1:25

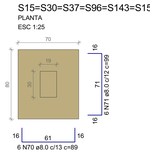

Solo compactado sobre a sapata
peso específico > 1600.00 kgf/m³

CORTE
ESC 1:25



S16

PLANTA
ESC 1:25

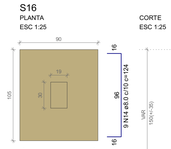

Solo compactado sobre a sapata
peso específico > 1600.00 kgf/m³

CORTE
ESC 1:25

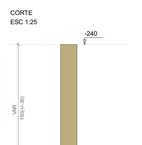

S17

PLANTA
ESC 1:25

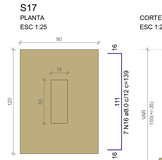

Solo compactado sobre a sapata
peso específico > 1600.00 kgf/m³

CORTE
ESC 1:25



S21=S174

PLANTA
ESC 1:25

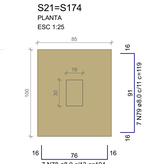

Solo compactado sobre a sapata
peso específico > 1600.00 kgf/m³

CORTE
ESC 1:25

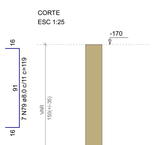

S22

PLANTA
ESC 1:25

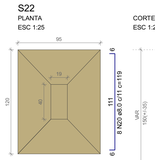

Solo compactado sobre a sapata
peso específico > 1600.00 kgf/m³

CORTE
ESC 1:25

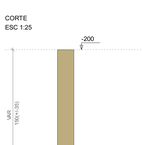

S23

PLANTA
ESC 1:25

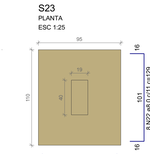

Solo compactado sobre a sapata
peso específico > 1600.00 kgf/m³

CORTE
ESC 1:25

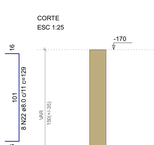

S24

PLANTA
ESC 1:25

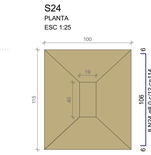

Solo compactado sobre a sapata
peso específico > 1600.00 kgf/m³

CORTE
ESC 1:25

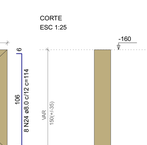

S27=S29=S31=S35=S133=S153=S154=S175=S177 =S185

PLANTA
ESC 1:25

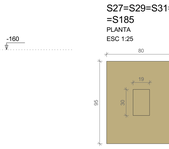

Solo compactado sobre a sapata
peso específico > 1600.00 kgf/m³

CORTE
ESC 1:25

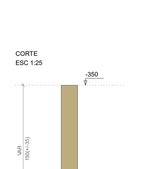

S28=S36=S91=S97=S99=S101=S144=S145=S184

PLANTA
ESC 1:25

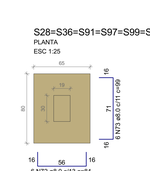

Solo compactado sobre a sapata
peso específico > 1600.00 kgf/m³

CORTE
ESC 1:25

S34=S109

PLANTA
ESC 1:25

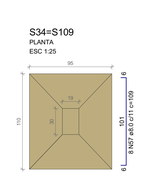

Solo compactado sobre a sapata
peso específico > 1600.00 kgf/m³

CORTE
ESC 1:25

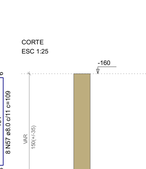

S50=S79

PLANTA
ESC 1:25

Solo compactado sobre a sapata
peso específico > 1600.00 kgf/m³

CORTE
ESC 1:25

S54

PLANTA
ESC 1:25

Solo compactado sobre a sapata
peso específico > 1600.00 kgf/m³

CORTE
ESC 1:25

S55

PLANTA
ESC 1:25

Solo compactado sobre a sapata
peso específico > 1600.00 kgf/m³

CORTE
ESC 1:25

S57=S207

PLANTA
ESC 1:25

Solo compactado sobre a sapata
peso específico > 1600.00 kgf/m³

CORTE
ESC 1:25

S60=S203=S212

PLANTA
ESC 1:25

Solo compactado sobre a sapata
peso específico > 1600.00 kgf/m³

CORTE
ESC 1:25

S63=S146

PLANTA
ESC 1:25

Solo compactado sobre a sapata
peso específico > 1600.00 kgf/m³

CORTE
ESC 1:25

S64=S87

PLANTA
ESC 1:25

Solo compactado sobre a sapata
peso específico > 1600.00 kgf/m³

CORTE
ESC 1:25

S65

PLANTA
ESC 1:25

Solo compactado sobre a sapata
peso específico > 1600.00 kgf/m³

CORTE
ESC 1:25

S80

PLANTA
ESC 1:25

Solo compactado sobre a sapata
peso específico > 1600.00 kgf/m³

CORTE
ESC 1:25

S81=S82=S95=S103=S104=S112=S119=S123 =S124=S125=S134=S135=S136=S147

PLANTA
ESC 1:25

Solo compactado sobre a sapata
peso específico > 1600.00 kgf/m³

CORTE
ESC 1:25

S85

PLANTA
ESC 1:25

Solo compactado sobre a sapata
peso específico > 1600.00 kgf/m³

CORTE
ESC 1:25

S86=S98=S100=S102=S202=S206

PLANTA
ESC 1:25

Solo compactado sobre a sapata
peso específico > 1600.00 kgf/m³

CORTE
ESC 1:25

S88

PLANTA
ESC 1:25

Solo compactado sobre a sapata
peso específico > 1600.00 kgf/m³

CORTE
ESC 1:25

S89=S148

PLANTA
ESC 1:25

Solo compactado sobre a sapata
peso específico > 1600.00 kgf/m³

CORTE
ESC 1:25

S105

PLANTA
ESC 1:25

Solo compactado sobre a sapata
peso específico > 1600.00 kgf/m³

CORTE
ESC 1:25

S106

PLANTA
ESC 1:25

Solo compactado sobre a sapata
peso específico > 1600.00 kgf/m³

CORTE
ESC 1:25

S107

PLANTA
ESC 1:25

Solo compactado sobre a sapata
peso específico > 1600.00 kgf/m³

CORTE
ESC 1:25

S108=S110

PLANTA
ESC 1:25

Solo compactado sobre a sapata
peso específico > 1600.00 kgf/m³

CORTE
ESC 1:25

S129

PLANTA
ESC 1:25

Solo compactado sobre a sapata
peso específico > 1600.00 kgf/m³

CORTE
ESC 1:25

S137

PLANTA
ESC 1:25

Solo compactado sobre a sapata
peso específico > 1600.00 kgf/m³

CORTE
ESC 1:25

S139

PLANTA
ESC 1:25

Solo compactado sobre a sapata
peso específico > 1600.00 kgf/m³

CORTE
ESC 1:25

Relação do aço

ELEMENTO	AÇO	N	DIAM (mm)	QUANT	C.UNIT (cm)	C.TOTAL (cm)
6x55	CA50	1	8.0	42	99	4158
	CA50	2	8.0	36	119	4284
4x58	CA50	3	8.0	24	99	2376
	CA50	4	8.0	24	104	2496
2x510	CA50	5	8.0	14	104	1456
	CA50	6	8.0	14	119	1666
S12	CA50	7	8.0	8	109	872
	CA50	8	8.0	7	124	868
62xS13	CA50	9	8.0	372	79	29388
	CA50	10	8.0	372	89	33108
S14	CA50	11	8.0	12	114	1368
	CA50	12	8.0	8	129	1032
S16	CA50	13	8.0	8	109	872
	CA50	14	8.0	9	124	1116
S17	CA50	15	8.0	10	109	1090
	CA50	16	8.0	7	139	973
2xS19	CA50	17	8.0	8	219	1752
	CA50	18	8.0	12	134	1608
S22	CA50	19	8.0	8	94	752
	CA50	20	8.0	8	119	952
S23	CA50	21	8.0	12	114	1368
	CA50	22	8.0	8	129	1032
S24	CA50	23	8.0	10	99	990
	CA50	24	8.0	8	114	912
2xS50	CA50	25	8.0	16	109	1744
	CA50	26	8.0	14	119	1666
S54	CA50	27	8.0	9	109	981
	CA50	28	8.0	7	129	903
S55	CA50	29	8.0	15	104	1560
	CA50	30	8.0	12	139	1668
2xS57	CA50	31	8.0	14	89	1246
	CA50	32	8.0	12	119	1428
2xS64	CA50	33	8.0	12	84	1008
	CA50	34	8.0	12	89	1068
S65	CA60	35	5.0	20	79	1580
	CA60	36	5.0	14	109	1526
	CA60	37	5.0	2	355	710
	CA50	38	8.0	8	98	784
	CA50	39	8.0	6	128	768
S80	CA50	40	8.0	9	114	1026
	CA50	41	8.0	9	124	1116
S85	CA50	42	8.0	10	109	1090
	CA50	43	8.0	7	134	938
S88	CA50	44	8.0	11	124	1364
	CA50	45	8.0	10	134	1340
14xS103	CA50	46	8.0	84	89	7476
	CA50	47	8.0	84	79	6636
S105	CA50	48	8.0	11	99	1089
	CA50	49	8.0	9	119	1071
S106	CA50	50	8.0	10	114	1140
	CA50	51	8.0	9	124	1116
S107	CA50	52	8.0	12	114	1368
	CA50	53	8.0	9	134	1206
2xS108	CA50	54	8.0	20	114	2280
	CA50	55	8.0	20	124	2480
2xS109	CA50	56	8.0	18	94	1692
	CA50	57	8.0	16	109	1744
9xS111	CA50	58	8.0	63	104	6552
	CA50	59	8.0	54	114	6156
7xS122	CA50	60	8.0	42	89	3738
	CA50	61	8.0	42	104	4368
S129	CA50	62	8.0	9	109	981
	CA50	63	8.0	7	119	833
5xS131	CA50	64	8.0	40	104	4160
	CA50	65	8.0	30	129	3870
S137	CA50	66	8.0	8	104	832
	CA50	67	8.0	6	114	684
S139	CA50	68	8.0	13	104	1352
	CA50	69	8.0	10	129	1290
7xS143	CA50	70	8.0	42	89	3738
	CA50	71	8.0	42	99	4158
9xS144	CA50	72	8.0	54	84	4536
	CA50	73	8.0	54	99	5346
2xS146	CA50	74	8.0	12	94	1128
	CA50	75	8.0	12	79	948
2xS148	CA50	76	8.0	22	109	2398
	CA50	77	8.0	18	144	2592
2xS174	CA50	78	8.0	14	104	1456
	CA50	79	8.0	14	119	1666
10xS177	CA50	80	8.0	70	99	6930
	CA50	81	8.0	60	114	6840
6xS202	CA50	82	8.0	36	79	2844
	CA50	83	8.0	36	99	3564
3xS203	CA60	84	5.0	36	59	2124
	CA60	85	5.0	30	69	2070
	CA50	86	5.0	6	235	1410
	CA50	87	8.0	18	78	1404
	CA50	88	8.0	19	88	1584

Resumo do aço

AÇO	DIAM (mm)	C.TOTAL (m)	PESO + 2 % (kg)
CA50	8.0	2334.7	939.6
CA60	5.0	94.2	14.8
PESO TOTAL (kg)			
CA50	939.6		
CA60	14.8		

Volume de concreto (C-25) = 28.01 m³
Área de forma = 137.6 m²

Nº	Comentário	Data	Autor
0	Emissão inicial		AUGUSTO

PROJE ENGENHARIA
RUA SAMUEL CEZAR, 440 - AGUA VERDE / FONE: 41 | 99506-4118
WWW.PROJETTAR.ENG.BR / COMERCIAL@PROJETTAR.ENG.BR

Obra:
HOSPITAL EM ALVENARIA
RUA DON PEDRO QUEIROS, 39

Código do Projeto: **6306**

Proprietário:
MUNICIPIO DE CORREIA PINTO

Assinatura:

Autor Projeto:
AUGUSTO CESAR HENKE GRUBER
Autor Projeto — CREA PR-33.829/D

Assinatura:

Referências:
ARMADURA SAPATAS

Escala: INDICADA
Desenho: AUGUSTO
Coordenador: AUGUSTO
Data:

Prancha: **22** / 87

Revisão: R.0

PROJETO ESTRUTURAL

A0-1189x841mm

S140
PLANTA
ESC 1:25

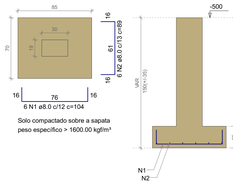

Solo compactado sobre a sapata
peso específico > 1600.00 kgf/m³

CORTE
ESC 1:25

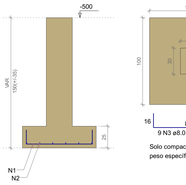

S141
PLANTA
ESC 1:25

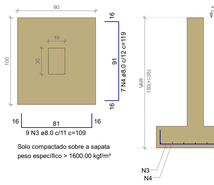

Solo compactado sobre a sapata
peso específico > 1600.00 kgf/m³

CORTE
ESC 1:25

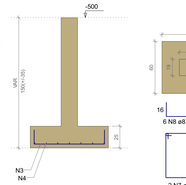

S142
PLANTA
ESC 1:25

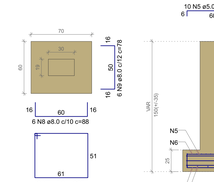

Solo compactado sobre a sapata
peso específico > 1600.00 kgf/m³

CORTE
ESC 1:25

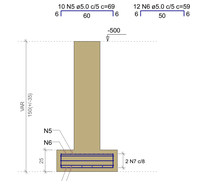

S152
PLANTA
ESC 1:25

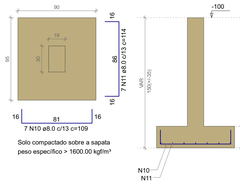

Solo compactado sobre a sapata
peso específico > 1600.00 kgf/m³

CORTE
ESC 1:25

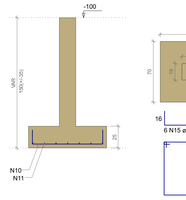

S158
PLANTA
ESC 1:25

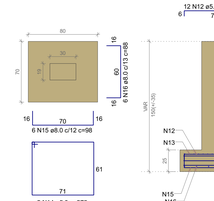

Solo compactado sobre a sapata
peso específico > 1600.00 kgf/m³

CORTE
ESC 1:25

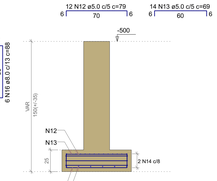

S161=S163
PLANTA
ESC 1:25

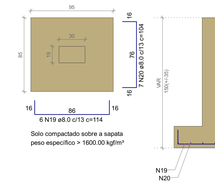

Solo compactado sobre a sapata
peso específico > 1600.00 kgf/m³

CORTE
ESC 1:25

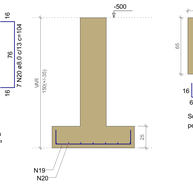

S162=S164
PLANTA
ESC 1:25

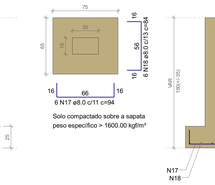

Solo compactado sobre a sapata
peso específico > 1600.00 kgf/m³

CORTE
ESC 1:25

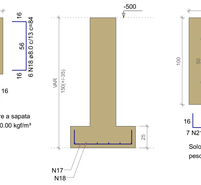

S166
PLANTA
ESC 1:25

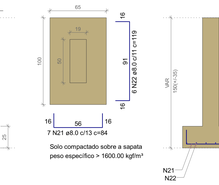

Solo compactado sobre a sapata
peso específico > 1600.00 kgf/m³

CORTE
ESC 1:25



S168
PLANTA
ESC 1:25

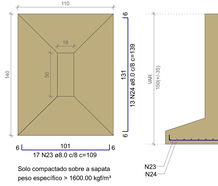

Solo compactado sobre a sapata
peso específico > 1600.00 kgf/m³

CORTE
ESC 1:25

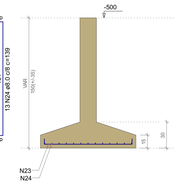

S169
PLANTA
ESC 1:25

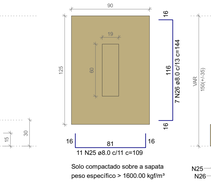

Solo compactado sobre a sapata
peso específico > 1600.00 kgf/m³

CORTE
ESC 1:25

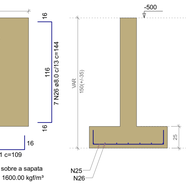

S172
PLANTA
ESC 1:25

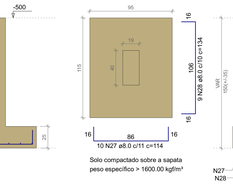

Solo compactado sobre a sapata
peso específico > 1600.00 kgf/m³

CORTE
ESC 1:25

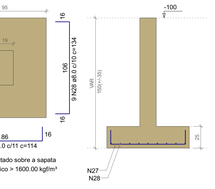

S173
PLANTA
ESC 1:25

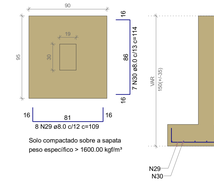

Solo compactado sobre a sapata
peso específico > 1600.00 kgf/m³

CORTE
ESC 1:25

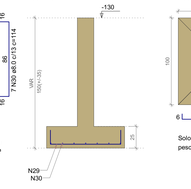

S191
PLANTA
ESC 1:25

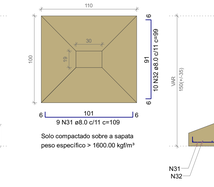

Solo compactado sobre a sapata
peso específico > 1600.00 kgf/m³

CORTE
ESC 1:25

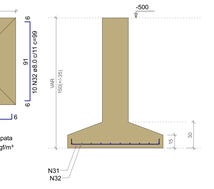

S192
PLANTA
ESC 1:25

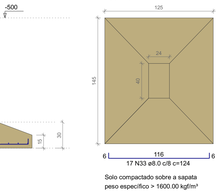

Solo compactado sobre a sapata
peso específico > 1600.00 kgf/m³

CORTE
ESC 1:25

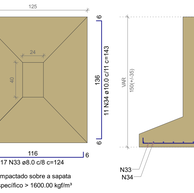

S193
PLANTA
ESC 1:25

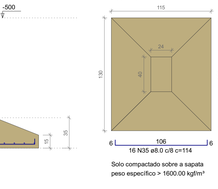

Solo compactado sobre a sapata
peso específico > 1600.00 kgf/m³

CORTE
ESC 1:25

S219=S220=S223=S224
PLANTA
ESC 1:25

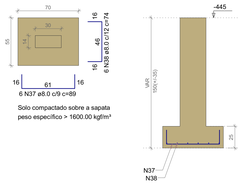

Solo compactado sobre a sapata
peso específico > 1600.00 kgf/m³

CORTE
ESC 1:25

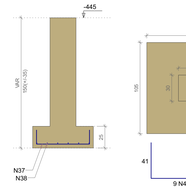

S32-33
PLANTA
ESC 1:25

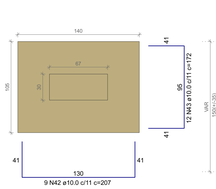

Solo compactado sobre a sapata
peso específico > 1600.00 kgf/m³

CORTE
ESC 1:25

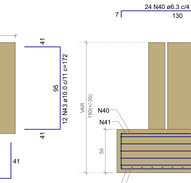

S51-52
PLANTA
ESC 1:25

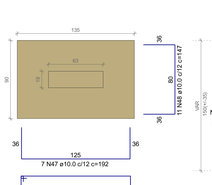

Solo compactado sobre a sapata
peso específico > 1600.00 kgf/m³

CORTE
ESC 1:25

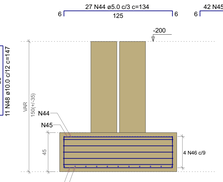

S113-114
PLANTA
ESC 1:25

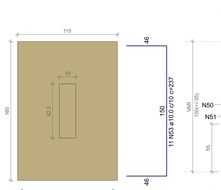

Solo compactado sobre a sapata
peso específico > 1600.00 kgf/m³

CORTE
ESC 1:25

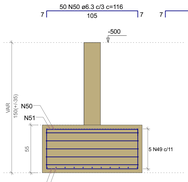

S115-116
PLANTA
ESC 1:25

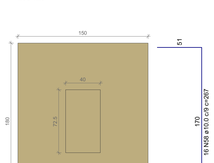

Solo compactado sobre a sapata
peso específico > 1600.00 kgf/m³

CORTE
ESC 1:25

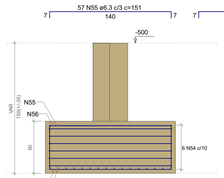

S117-118
PLANTA
ESC 1:25

Solo compactado sobre a sapata
peso específico > 1600.00 kgf/m³

CORTE
ESC 1:25

S126-127
PLANTA
ESC 1:25

Solo compactado sobre a sapata
peso específico > 1600.00 kgf/m³

CORTE
ESC 1:25

S150-151
PLANTA
ESC 1:25

Solo compactado sobre a sapata
peso específico > 1600.00 kgf/m³

CORTE
ESC 1:25

Relação do aço

ELEMENTO	AÇO	N	DIAM (mm)	QUANT	C.UNIT (cm)	C.TOTAL (cm)
S140	CA50	1	8.0	6	104	624
	CA50	2	8.0	6	89	534
S141	CA50	3	8.0	9	109	981
	CA50	4	8.0	7	119	833
S142	CA60	5	5.0	10	69	690
	CA60	6	5.0	12	59	708
	CA60	7	5.0	2	235	470
	CA50	8	8.0	6	88	528
	CA50	9	8.0	6	78	468
S152	CA50	10	8.0	7	109	763
	CA50	11	8.0	7	114	798
S158	CA60	12	5.0	12	79	948
	CA60	13	5.0	14	69	966
	CA60	14	5.0	2	275	550
	CA50	15	8.0	6	98	588
	CA50	16	8.0	6	88	528
2xS162	CA50	17	8.0	12	94	1128
	CA50	18	8.0	12	84	1008
2xS163	CA50	19	8.0	12	114	1368
	CA50	20	8.0	14	104	1456
S166	CA50	21	8.0	7	84	588
	CA50	22	8.0	6	119	714
S168	CA50	23	8.0	17	109	1853
	CA50	24	8.0	13	139	1807
S169	CA50	25	8.0	11	109	1199
	CA50	26	8.0	7	144	1008
S172	CA50	27	8.0	10	114	1140
	CA50	28	8.0	9	134	1206
S173	CA50	29	8.0	8	109	872
	CA50	30	8.0	7	114	798
S191	CA50	31	8.0	9	109	981
	CA50	32	8.0	10	99	990
S192	CA50	33	8.0	17	124	2108
	CA50	34	10.0	11	143	1573
S193	CA50	35	8.0	16	114	1824
	CA50	36	8.0	14	129	1806
4xS219	CA50	37	8.0	24	89	2136
	CA50	38	8.0	24	74	1776
S32-33	CA60	39	5.0	5	465	2325
	CA50	40	6.3	24	141	3384
	CA50	41	6.3	33	106	3498
	CA50	42	10.0	9	207	1863
	CA50	43	10.0	12	172	2064
S51-52	CA60	44	5.0	27	134	3618
	CA60	45	5.0	42	89	3738
	CA60	46	5.0	4	425	1700
	CA50	47	10.0	7	192	1344
	CA50	48	10.0	11	147	1617
S113-114	CA60	49	5.0	5	525	2625
	CA50	50	6.3	50	116	5800
	CA50	51	6.3	35	161	5635
	CA50	52	10.0	16	192	3072
	CA50	53	10.0	11	237	2607
S115-116	CA60	54	5.0	6	635	3810
	CA50	55	6.3	57	151	8607
	CA50	56	6.3	47	181	8507
	CA50	57	10.0	19	237	4503
	CA50	58	10.0	16	267	4272
S117-118	CA60	59	5.0	5	435	2175
	CA50	60	6.3	33	91	3003
	CA50	61	6.3	20	141	2820
	CA50	62	10.0	12	157	1884
	CA50	63	10.0	8	207	1656
S126-127	CA60	64	5.0	40	89	3560
	CA60	65	5.0	27	129	3483
	CA60	66	5.0	4	415	1660
	CA50	67	10.0	11	147	1617
	CA50	68	10.0	7	187	1309
S150-151	CA60	69	5.0	29	104	3016
	CA60	70	5.0	32	94	3008
	CA60	71	5.0	4	375	1500
	CA50	72	8.0	9	143	1287
	CA50	73	8.0	10	133	1330

Resumo do aço

AÇO	DIAM (mm)	C.TOTAL (m)	PESO + 2 % (kg)
CA50	6.3	412.6	103
	8.0	370.3	149
	10.0	293.9	184.8
CA60	5.0	405.5	63.8

PESO TOTAL (kg)	
CA50	436.8
CA60	63.8

Volume de concreto (C-25) = 9.53 m³
Área de forma = 33.69 m²

Nº	Comentário	Data	Autor
0	Emissão inicial		AUGUSTO

PROJE ENGENHARIA
Rua SAMUEL CEZAR, 443 - Água VERDE / FONE: (41) 99904-1118
WWW.PROJETTAR.ENG.BR / COMERCIAL@PROJETTAR.ENG.BR

Obra:
HOSPITAL EM ALVENARIA
RUA DOM PEDRO II,EURICO, SN

Código do Projeto: **6306**

Proprietário:
MUNICIPIO DE CORREIA PINTO

Assinatura:

Autor Projeto:
AUGUSTO CESAR HENKE GRUBER
Autor Projeto: CREA PR-33.825/D

Assinatura:

Referências:
ARMADURA SAPATAS

Escala: INDICADA
Desenho: AUGUSTO
Coordenador: AUGUSTO
Obra:

Prancha: **23** 87
Revisão: R.0

PROJETO ESTRUTURAL

A0-1189x841mm

S159-160

PLANTA
ESC 1:25

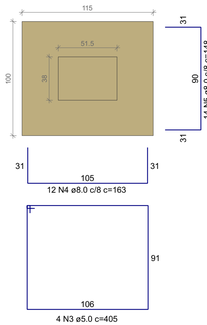

CORTE
ESC 1:25

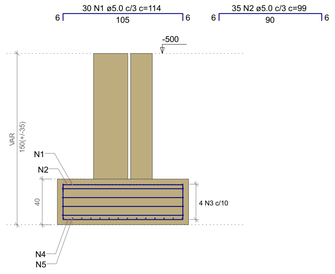

Solo compactado sobre a sapata
peso específico > 1600.00 kgf/m³

S170-171

PLANTA
ESC 1:25

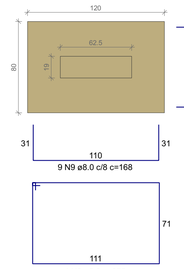

CORTE
ESC 1:25

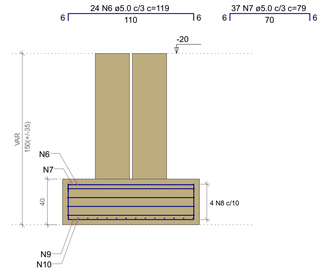

Solo compactado sobre a sapata
peso específico > 1600.00 kgf/m³

S178-179

PLANTA
ESC 1:25

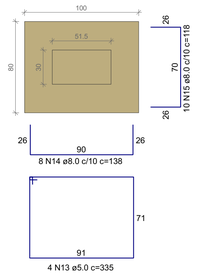

CORTE
ESC 1:25

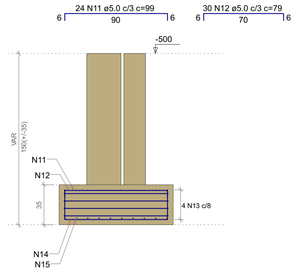

Solo compactado sobre a sapata
peso específico > 1600.00 kgf/m³

Relação do aço

ELEMENTO	AÇO	N	DIAM (mm)	QUANT	C.UNIT (cm)	C.TOTAL (cm)
S159-160	CA60	1	5.0	30	114	3420
	CA60	2	5.0	35	99	3465
	CA60	3	5.0	4	405	1620
	CA50	4	8.0	12	163	1956
	CA50	5	8.0	14	148	2072
S170-171	CA60	6	5.0	24	119	2856
	CA60	7	5.0	37	79	2923
	CA60	8	5.0	4	375	1500
	CA50	9	8.0	9	168	1512
	CA50	10	8.0	14	128	1792
S178-179	CA60	11	5.0	24	99	2376
	CA60	12	5.0	30	79	2370
	CA60	13	5.0	4	335	1340
	CA50	14	8.0	8	138	1104
	CA50	15	8.0	10	118	1180
S181-182	CA60	16	5.0	25	129	3225
	CA60	17	5.0	40	84	3360
	CA60	18	5.0	4	405	1620
	CA50	19	10.0	7	187	1309
	CA50	20	10.0	11	142	1562
S189-190	CA60	21	5.0	5	435	2175
	CA50	22	6.3	20	141	2820
	CA50	23	6.3	33	91	3003
	CA50	24	10.0	8	207	1656
	CA50	25	10.0	12	157	1884

Resumo do aço

AÇO	DIAM (mm)	C.TOTAL (m)	PESO + 2 % (kg)
CA50	6.3	58.3	14.5
	8.0	96.2	38.7
	10.0	64.2	40.3
CA60	5.0	322.5	50.7

PESO TOTAL (kg)	
CA50	93.6
CA60	50.7

Volume de concreto (C-25) = 2.25 m³
Área de forma = 8.82 m²

S181-182

PLANTA
ESC 1:25

CORTE
ESC 1:25

Solo compactado sobre a sapata
peso específico > 1600.00 kgf/m³

S189-190

PLANTA
ESC 1:25

CORTE
ESC 1:25

Solo compactado sobre a sapata
peso específico > 1600.00 kgf/m³

Nº	Comentário	Data	Autor
0	Emissão inicial		AUGUSTO

PROJETO ENGENHARIA
RUA SAMUEL CEZAR, 440 - ÁGUA VERDE / FONE: (41) 99206-4118
WWW.PROJETTAR.ENG.BR / COMERCIAL@PROJETTAR.ENG.BR

Obra:
HOSPITAL EM ALVENARIA
RUA DOS PERSEGUEIROS, SN

Código do Projeto :
6306

Proprietário:
MUNICIPIO DE CORREIA PINTO

Assinatura:

Autor Projeto:
AUGUSTO CESAR HENKE GRUBER
Autor Projeto — CREA PR-33.829/D

Assinatura:

Referências:
ARMADURA SAPATAS

Escala:
INDICADA

Desenho:
AUGUSTO

Coordenador:
AUGUSTO

Data:

Prancha:
24
87

Revisão:
R.0

PROJETO ESTRUTURAL

P1

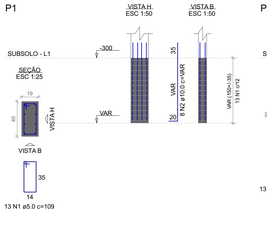

13 N1 ø5.0 c=109

P2

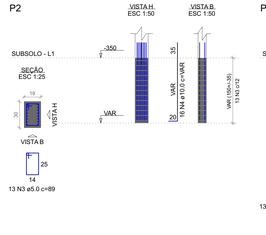

13 N3 ø5.0 c=89

P3=P5

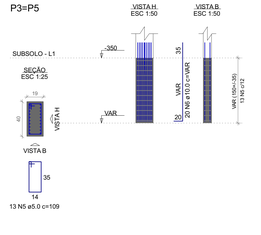

13 N5 ø5.0 c=109

P4

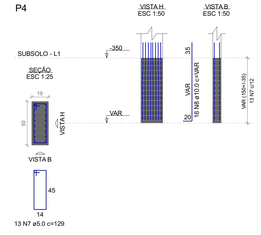

13 N7 ø5.0 c=129

P6

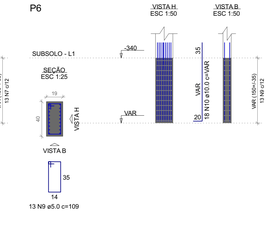

13 N9 ø5.0 c=109

P7

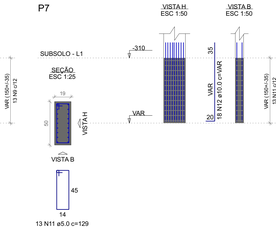

13 N11 ø5.0 c=129

P8

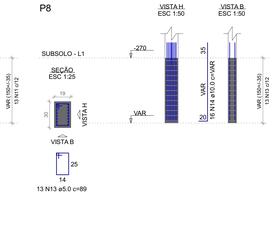

13 N13 ø5.0 c=89

P9

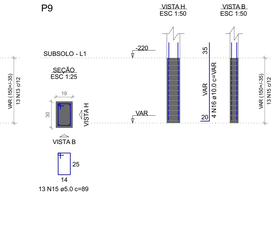

13 N15 ø5.0 c=89

P10

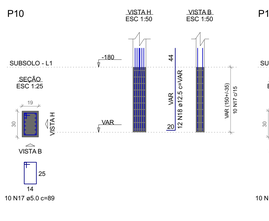

10 N17 ø5.0 c=89

P11

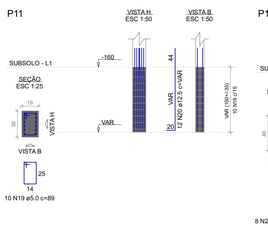

10 N19 ø5.0 c=89

P12

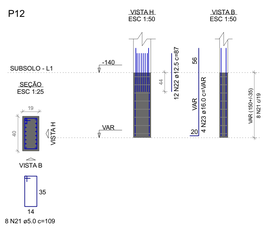

8 N21 ø5.0 c=109

P13

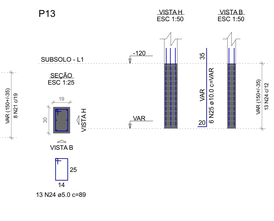

13 N24 ø5.0 c=89

P14

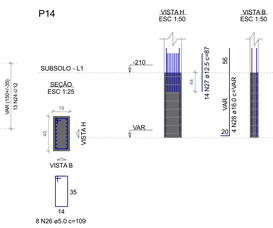

8 N26 ø5.0 c=109

P15=P187

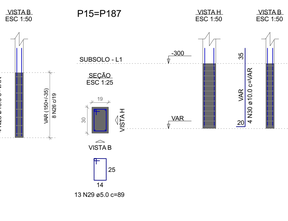

13 N29 ø5.0 c=89

P16

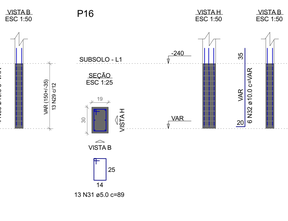

13 N31 ø5.0 c=89

P17

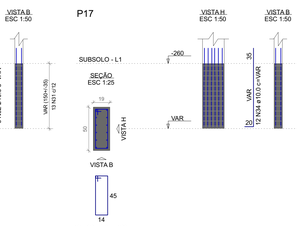

13 N33 ø5.0 c=129

P18

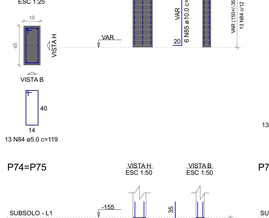

13 N35 ø5.0 c=89

P19

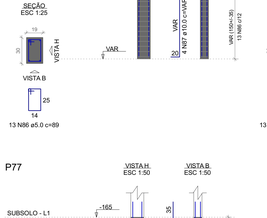

13 N37 ø5.0 c=129

P20

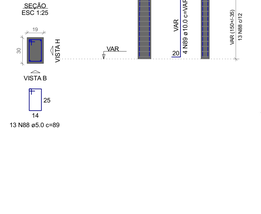

13 N39 ø5.0 c=89

P21



10 N41 ø5.0 c=89

P22



10 N43 ø5.0 c=109

P23



13 N45 ø5.0 c=109

P24



13 N47 ø5.0 c=109

P25=P35=P40=P41= =P42=P43=P50=P52= =P53=P59=P102=P155

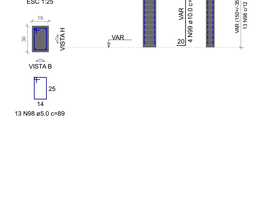

13 N49 ø5.0 c=89

P26

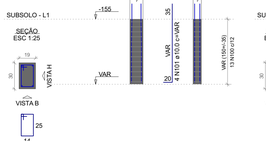

13 N51 ø5.0 c=109

P27=P175

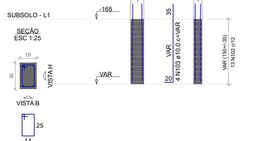

10 N53 ø5.0 c=89

P28=P186

13 N55 ø5.0 c=89

P29

10 N57 ø5.0 c=89

P30

13 N59 ø5.0 c=89

P31

8 N61 ø5.0 c=89

P32=P44=P45=P46= =P47=P48=P49

13 N63 ø5.0 c=89

P33

8 N65 ø5.0 c=119

P34

13 N68 ø5.0 c=89

P36=P39=P67

13 N70 ø5.0 c=89

P37=P76=P184

13 N72 ø5.0 c=89

P38=P60=P63=P64= =P81=P82=P84=P86= =P92=P93=P95=P103= =P104=P112=P119= =P120=P122=P123= =P124=P125=P134= =P135=P136=P138= =P140=P142=P143= =P144=P145=P146= =P147=P162=P164= =P165=P179=P180= =P618

13 N74 ø5.0 c=89

P51

8 N76 ø5.0 c=89

P54

13 N78 ø5.0 c=109

P55

13 N80 ø5.0 c=129

P56

10 N82 ø5.0 c=109

P57=P65

13 N84 ø5.0 c=119

P58=P78=P100

13 N86 ø5.0 c=89

P61=P73=P99

13 N88 ø5.0 c=89

P62=P101

13 N90 ø5.0 c=89

P66=P70

13 N92 ø5.0 c=89

P68=P98

13 N94 ø5.0 c=89

P69

13 N96 ø5.0 c=89

P71=P72

13 N98 ø5.0 c=89

P74=P75

13 N100 ø5.0 c=89

P77

13 N102 ø5.0 c=89

Relação do aço

ELEMENTO	AÇO	N	DIAM (mm)	QUANT	C.UNIT (cm)	C.TOTAL (cm)
P1	CA60	1	5.0	13	109	1417
	CA50	2	10.0	8	VAR	VAR
P2	CA60	3	5.0	13	89	1157
	CA50	4	10.0	16	VAR	VAR
2xP3	CA60	5	5.0	26	109	2834
	CA50	6	10.0	40	VAR	VAR
P4	CA60	7	5.0	13	129	1677
	CA50	8	10.0	16	VAR	VAR
P6	CA60	9	5.0	13	109	1417
	CA50	10	10.0	18	VAR	VAR
P7	CA60	11	5.0	13	129	1677
	CA50	12	10.0	18	VAR	VAR
P8	CA60	13	5.0	13	89	1157
	CA50	14	10.0	16	VAR	VAR
P9	CA60	15	5.0	13	89	1157
	CA50	16	10.0	4	VAR	VAR
P10	CA60	17	5.0	10	89	890
	CA50	18	12.5	12	VAR	VAR
P11	CA60	19	5.0	10	89	890
	CA50	20	12.5	12	VAR	VAR
P12	CA60	21	5.0	8	109	872
	CA50	22	12.5	12	87	1044
	CA50	23	16.0	4	VAR	VAR
P13	CA60	24	5.0	13	89	1157
	CA50	25	10.0	6	VAR	VAR
P14	CA60	26	5.0	8	109	872
	CA50	27	12.5	14	87	1218
	CA50	28	16.0	4	VAR	VAR
2xP15	CA60	29	5.0	26	89	2314
	CA50	30	10.0	8	VAR	VAR
P16	CA60	31	5.0	13	89	1157
	CA50	32	10.0	6	VAR	VAR
P17	CA60	33	5.0	13	129	1677
	CA50	34	10.0	10	VAR	VAR
P18	CA60	35	5.0	13	89	1157
	CA50	36	10.0	4	VAR	VAR
P19	CA60	37	5.0	13	129	1677
	CA50	38	10.0	6	VAR	VAR
P20	CA60	39	5.0	13	89	1157
	CA50	40	10.0	6	VAR	VAR
P21	CA60	41	5.0	10	89	890
	CA50	42	12.5	4	VAR	VAR
P22	CA60	43	5.0	10	109	1090
	CA50	44	12.5	10	VAR	VAR
P23	CA60	45	5.0	13	109	1417
	CA50	46	10.0	10	VAR	VAR
P24	CA60	47	5.0	13	109	1417
	CA50	48	10.0	14	VAR	VAR
12xP25	CA60	49	5.0	156	89	13884
	CA50	50	10.0	48	VAR	VAR
P26	CA60	51	5.0	13	109	1417
	CA50	52	10.0	6	VAR	VAR
2xP27	CA60	53	5.0	20	89	1780
	CA50	54	12.5	8	VAR	VAR
2xP28	CA60	55	5.0	26	89	2314
	CA50	56	10.0	8	VAR	VAR
P29	CA60	57	5.0	10	89	890
	CA50	58	12.5	4	VAR	VAR
P30	CA60	59	5.0	13	89	1157
	CA50	60	10.0	4	VAR	VAR
P31	CA60	61	5.0	8	89	712
	CA50	62	16.0	4	VAR	VAR
7xP32	CA60	63	5.0	91	89	8099
	CA50	64	10.0	28	VAR	VAR
P33	CA60	65	5.0	13	89	992
	CA50	66	12.5	16	87	1392
	CA50	67	16.0	4	VAR	VAR
P34	CA60	68	5.0	13	89	1157
	CA50	69	10.0	6	VAR	VAR
3xP36	CA60	70	5.0	39	89	3471
	CA50	71	10.0	12	VAR	VAR
3xP37	CA60	72	5.0	39	89	3471
	CA50	73	10.0	12	VAR	VAR
37xP38	CA60	74	5.0	481	89	42809
	CA50	75	10.0	148	VAR	VAR
P51	CA60	76	5.0	8	89	712
	CA50	77	16.0	6	VAR	VAR
P54	CA60	78	5.0	13	109	1417
	CA50	79	10.0	20	VAR	VAR
P55	CA60	80	5.0	13	129	1677
	CA50	81	10.0	16	VAR	VAR
P56	CA60	82	5.0	10	109	1090
	CA50	83	12.5	8	VAR	VAR
2xP57	CA60	84	5.0	26	119	3094
	CA50	85	10.0	12	VAR	VAR
3xP58	CA60	86	5.0	39	89	3471
	CA50	87	10.0	12	VAR	VAR
3xP61	CA60	88	5.0	39	89	3471
	CA50	89	10.0	12	VAR	VAR
2xP62	CA60	90	5.0	26	89	2314
	CA50	91	10.0	8	VAR	VAR
2xP66	CA60	92	5.0	26	89	2314
	CA50	93	10.0	8	VAR	VAR
2xP68	CA60	94	5.0	26	89	2314
	CA50	95	10.0	8	VAR	VAR
P69	CA60	96	5.0	13	89	1157
	CA50	97	10.0	4	VAR	VAR
2xP71	CA60	98	5.0	26	89	2314
	CA50	99	10.0	8	VAR	VAR
2xP74	CA60	100	5.0	26	89	2314
	CA50	101	10.0	8	VAR	VAR
P77	CA60	102	5.0	13	89	1157
	CA50	103	10.0	4	VAR	VAR

Resumo do aço

AÇO	DIAM (mm)	C.TOTAL (m)	PESO + 2 % (kg)
CA50	10.0	1194	750.9
	12.5	173.2	170.1
	16.0	48	77.2
CA60	5.0	1420.6	223.3
PESO TOTAL (kg)			
CA50	998.2		
CA60	223.3		

Volume de concreto (C-25) = 9.1 m³
Área de forma = 152.38 m²

Nº	Comentário	Data	Autor
0	Emissão inicial		AUGUSTO

PROJETEC ENGENHARIA
RUA SAMUEL CEZAS, 440 - AGUA VERDE / FONE: (41) 99205-4118
WWW.PROJETEC.ENG.BR / COMERCIAL@PROJETEC.ENG.BR

Obra:
HOSPITAL EM ALVENARIA
RUA DOS PESSEGUEIROS, SN

Código do Projeto:
6306

Proprietário:
MUNICIPIO DE CORREIA PINTO

Assinatura:

Autor Projeto:
AUGUSTO CESAR HENKE GRUBER
Autor Projeto — CREA PR-33.829/D

Assinatura:

Referências:
ARMADURA PILARES

Escala: INDICADA
Desenho: AUGUSTO
Coordenador: AUGUSTO
Data:
Prancha: **25** 87
Revisão: R.0

PROJETO ESTRUTURAL

AO-1188x841mm

P79=P129

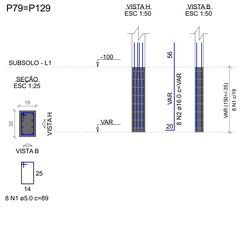

8 N1 ø5.0 c=89

P80

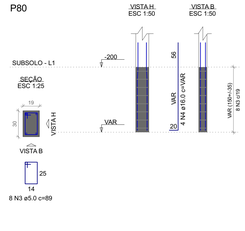

8 N3 ø5.0 c=89

P83=P91=P121=P159=
=P161=P163=P189

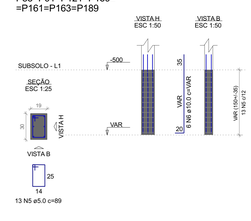

13 N5 ø5.0 c=89

P85

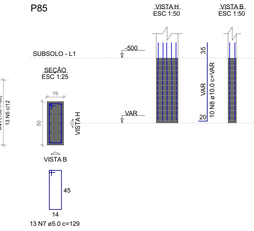

13 N7 ø5.0 c=129

P87

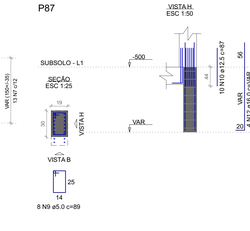

8 N9 ø5.0 c=89

P88

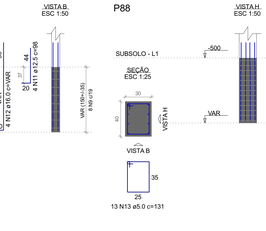

13 N13 ø5.0 c=131

P89

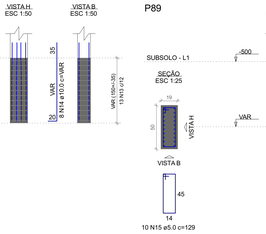

10 N15 ø5.0 c=129

P90

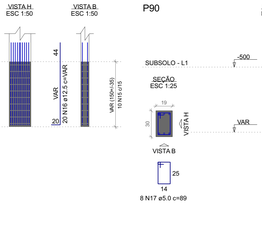

8 N17 ø5.0 c=89

P94

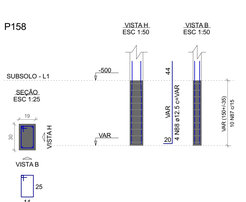

8 N19 ø5.0 c=109

P96=P127=P150=P170

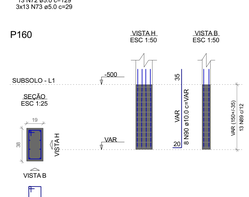

13 N21 ø5.0 c=89

P97

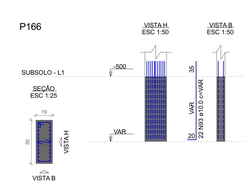

13 N23 ø5.0 c=89

P105

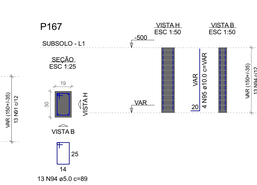

13 N25 ø5.0 c=109

P106

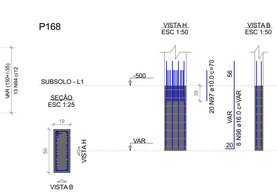

10 N27 ø5.0 c=89

P107

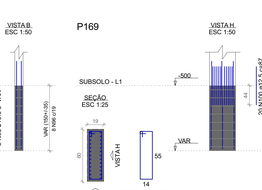

13 N29 ø5.0 c=109

P108

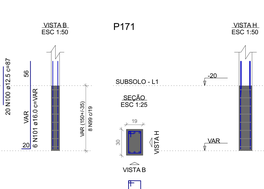

8 N31 ø5.0 c=89

P109

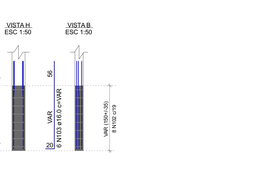

13 N33 ø5.0 c=89

P110

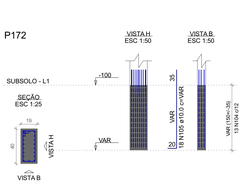

8 N35 ø5.0 c=89

P111

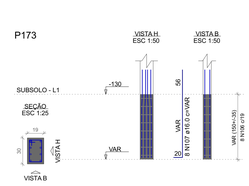

10 N37 ø5.0 c=89

P113

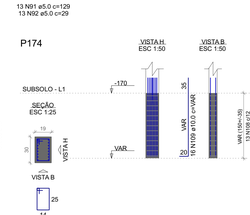

8 N39 ø5.0 c=89

P114

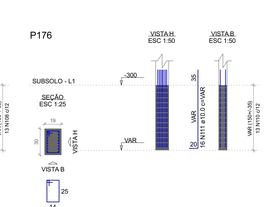

13 N41 ø5.0 c=89

P115

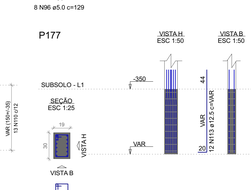

10 N43 ø5.0 c=151

P116=P118

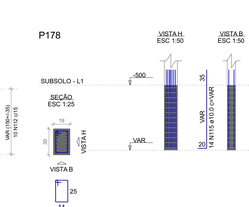

13 N45 ø5.0 c=89

P117

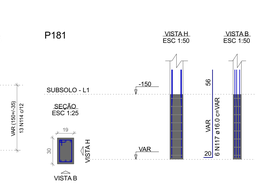

8 N47 ø5.0 c=109

P126

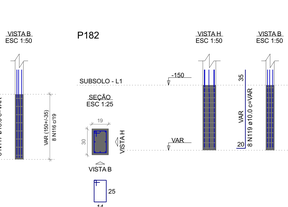

8 N49 ø5.0 c=89

P128

13 N51 ø5.0 c=89

P130

13 N53 ø5.0 c=89

P131

8 N55 ø5.0 c=109

P132

13 N58 ø5.0 c=89

P133

13 N60 ø5.0 c=89

P137

13 N62 ø5.0 c=89

P139

13 N64 ø5.0 c=141

P141

10 N68 ø5.0 c=89

P148

13 N70 ø5.0 c=129

P149

13 N72 ø5.0 c=129
3x13 N73 ø5.0 c=29

P151

13 N75 ø5.0 c=89

P152

10 N77 ø5.0 c=89

P153

13 N79 ø5.0 c=89

P154

13 N81 ø5.0 c=89

P156

13 N83 ø5.0 c=89

P157

13 N85 ø5.0 c=89

P158

10 N87 ø5.0 c=89

P160

13 N89 ø5.0 c=105

P166

13 N91 ø5.0 c=129
13 N92 ø5.0 c=29

P167

13 N94 ø5.0 c=89

P168

8 N96 ø5.0 c=129

P169

P171

8 N102 ø5.0 c=89

P172

13 N104 ø5.0 c=109

P173

8 N106 ø5.0 c=89

P174

13 N108 ø5.0 c=89

P176

13 N110 ø5.0 c=89

P177

10 N112 ø5.0 c=89

P178

13 N114 ø5.0 c=89

P181

8 N116 ø5.0 c=89

P182

13 N118 ø5.0 c=89

Relação do aço

ELEMENTO	AÇO	N	DIAM (mm)	QUANT	C.UNIT (cm)	C.TOTAL (cm)
2xP79	CA60	1	5.0	16	89	1424
	CA50	2	16.0	16	VAR	VAR
P80	CA60	3	5.0	8	89	712
	CA50	4	16.0	4	VAR	VAR
7xP83	CA60	5	5.0	91	89	8099
P85	CA50	6	10.0	42	VAR	VAR
	CA60	7	5.0	129	89	1677
P87	CA50	8	10.0	10	VAR	VAR
	CA60	9	5.0	8	89	712
	CA50	10	12.5	10	87	870
	CA50	11	12.5	4	98	392
	CA50	12	16.0	4	VAR	VAR
P88	CA60	13	5.0	13	131	1703
	CA50	14	10.0	8	VAR	VAR
P89	CA60	15	5.0	10	129	1290
P90	CA50	16	12.5	20	VAR	VAR
	CA60	17	5.0	8	89	712
	CA50	18	16.0	6	VAR	VAR
P94	CA60	19	5.0	109	89	872
	CA50	20	16.0	10	VAR	VAR
4xP96	CA60	21	5.0	52	89	4628
	CA50	22	10.0	16	VAR	VAR
P97	CA60	23	5.0	13	89	1157
	CA50	24	10.0	4	VAR	VAR
P105	CA60	25	5.0	13	109	1417
	CA50	26	10.0	12	VAR	VAR
P106	CA60	27	5.0	10	89	890
	CA50	28	12.5	4	VAR	VAR
P107	CA60	29	5.0	13	109	1417
	CA50	30	10.0	14	VAR	VAR
P108	CA60	31	5.0	8	89	712
	CA50	32	16.0	4	VAR	VAR
P109	CA60	33	5.0	13	89	1157
	CA50	34	10.0	8	VAR	VAR
P110	CA60	35	5.0	8	89	712
	CA50	36	16.0	4	VAR	VAR
P111	CA60	37	5.0	10	89	890
	CA50	38	12.5	4	VAR	VAR
P113	CA60	39	5.0	8	89	712
	CA50	40	16.0	8	VAR	VAR
P114	CA60	41	5.0	13	89	1157
	CA50	42	10.0	12	VAR	VAR
P115	CA60	43	5.0	10	151	1510
	CA50	44	12.5	6	VAR	VAR
2xP116	CA60	45	5.0	26	89	2314
	CA50	46	10.0	16	VAR	VAR
P117	CA60	47	5.0	8	109	872
	CA50	48	16.0	4	VAR	VAR
P126	CA60	49	5.0	8	89	712
	CA50	50	16.0	4	VAR	VAR
P128	CA60	51	5.0	13	89	1157
	CA50	52	10.0	12	VAR	VAR
P130	CA60	53	5.0	13	89	1157
	CA50	54	10.0	16	VAR	VAR
P131	CA60	55	5.0	8	109	872
	CA50	56	12.5	12	87	1044
	CA50	57	16.0	4	VAR	VAR
P132	CA60	58	5.0	13	89	1157
	CA50	59	10.0	14	VAR	VAR
P133	CA60	60	5.0	13	89	1157
	CA50	61	10.0	14	VAR	VAR
P137	CA60	62	5.0	13	89	1157
	CA50	63	10.0	16	VAR	VAR
P139	CA60	64	5.0	13	141	1833
	CA50	65	10.0	4	VAR	VAR
	CA50	66	10.0	70	700	49000
	CA50	67	10.0	4	VAR	VAR
P141	CA60	68	5.0	8	89	890
	CA50	69	12.5	6	VAR	VAR
P148	CA60	70	5.0	13	129	1677
	CA50	71	10.0	20	VAR	VAR
P149	CA60	72	5.0	13	129	1677
	CA60	73	5.0	39	29	1131
	CA50	74	10.0	26	VAR	VAR
P151	CA60	75	5.0	13	89	1157
	CA50	76	10.0	12	VAR	VAR
P152	CA60	77	5.0	10	89	890
	CA50	78	12.5	8	VAR	VAR
P153	CA60	79	5.0	13	89	1157
	CA50	80	10.0	12	VAR	VAR
P154	CA60	81	5.0	13	89	1157
	CA50	82	10.0	10	VAR	VAR
P156	CA60	83	5.0	13	89	1157
	CA50	84	10.0	12	VAR	VAR
P157	CA60	85	5.0	13	89	1157
	CA50	86	10.0	12	VAR	VAR
P158	CA60	87	5.0	10	89	890
	CA50	88	12.5	4	VAR	VAR
P160	CA60	89	5.0	13	105	1365
	CA50	90	10.0	10	VAR	VAR
P166	CA60	91	5.0	13	129	1677
	CA50	92	5.0	13	29	377
	CA50	93	10.0	22	VAR	VAR
P167	CA60	94	5.0	13	89	1157
	CA50	95	10.0	8	VAR	VAR
P168	CA60	96	5.0	8	129	1032
	CA50	97	10.0	20	70	1400
	CA50	98	16.0	8	VAR	VAR
P169	CA60	99	5.0	8	149	1192
	CA50	100	12.5	20	87	1740
	CA50	101	16.0	6	VAR	VAR
P171	CA60	102	5.0	8	89	712
	CA50	103	16.0	6	VAR	VAR
P172	CA60	104	5.0	13	109	1417
	CA50	105	10.0	18	VAR	VAR
P173	CA60	106	5.0	8	89	712
	CA50	107	16.0	8	VAR	VAR
P174	CA60	108	5.0	13	89	1157
	CA50	109	10.0	16	VAR	VAR
P176	CA60	110	5.0	13	89	1157
	CA50	111	10.0	16	VAR	VAR
P177	CA60	112	5.0	10	89	890
	CA50	113	12.5	12	VAR	VAR
P178	CA60	114	5.0	13	89	1157
	CA50	115	10.0	14	VAR	VAR
P181	CA60	116	5.0	8	89	712
	CA50	117	16.0	6	VAR	VAR
P182	CA60	118	5.0	13	89	1157
	CA50	119	10.0	8	VAR	VAR

Resumo do aço

AÇO	DIAM (mm)	C.TOTAL (m)	PESO + 2 % (kg)
CA50	10.0	881.7	554.4
	12.5	173	169.9
	16.0	222.4	358
CA60	5.0	747.6	117.5
PESO TOTAL (kg)			
CA50	1082.3		
CA60	117.5		

Volume de concreto (C-25) = 5.27 m³
Área de forma = 84.63 m²

Nº	Comentário	Data	Autor
0	Emissão inicial		AUGUSTO

PROJE ENGENHARIA
RUA ISAMEL CEZAR, 440 - AGUA VERDE - T.FONE: (51) 99506-4118
WWW.PROJETOAE.ENG.BR - COMERCIAL@PROJETOAE.ENG.BR

Obra:
HOSPITAL EM ALVENARIA
RUA DOS PESSEGUEIROS, SN

Código do Projeto: **6306**

Proprietário:
MUNICIPIO DE CORREIA PINTO

Assinatura:

Autor Projeto:
AUGUSTO CESAR HENKE GRUBER
Autor Projeto — CREA PR-33.829/D

Assinatura:

Referências:
ARMADURA PILARES

Escala: INDICADA
Desenho: AUGUSTO
Coordenador: AUGUSTO
Data:

Prancha: **26** 87
Revisão: R.0

PROJETO ESTRUTURAL

A0-1189x841mm

P183

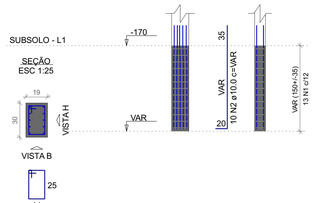

13 N1 ø5.0 c=89

P185

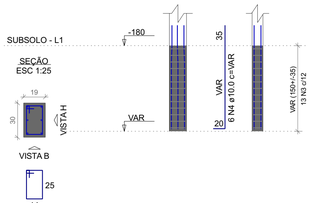

13 N3 ø5.0 c=89

P188

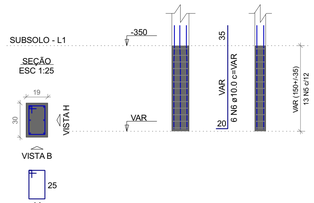

13 N5 ø5.0 c=89

P190

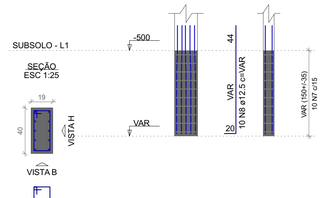

10 N7 ø5.0 c=109

P191

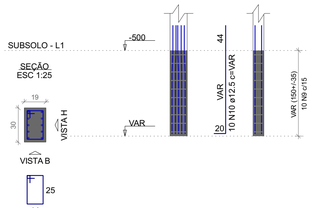

10 N9 ø5.0 c=89

P192

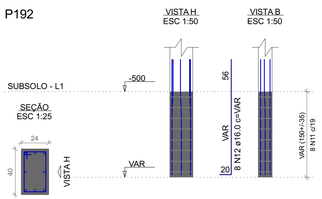

8 N11 ø5.0 c=119

P193

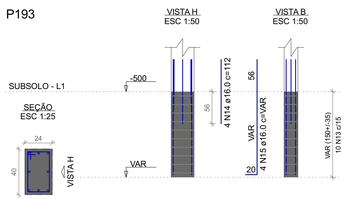

10 N13 ø5.0 c=119

P194=P195=P196= =P197=P198=P199= =P200=P201=P203= =P204=P205=P208= =P209=P211=P213= =P214=P215=P216= =P217=P218=P221= =P222=P225

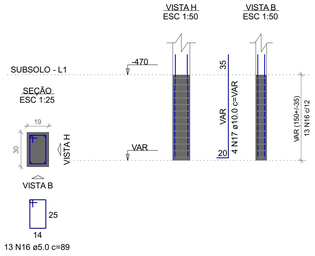

13 N16 ø5.0 c=89

P202=P206

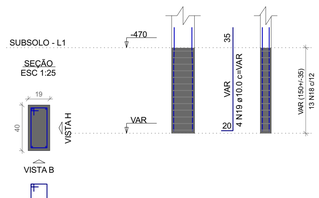

13 N18 ø5.0 c=109

P207

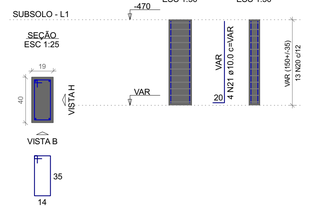

13 N20 ø5.0 c=109

P210=P212

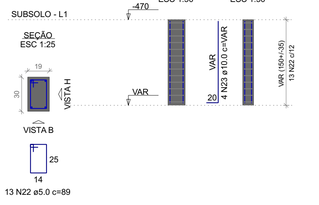

13 N22 ø5.0 c=89

P219=P220=P223= =P224

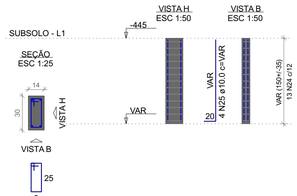

13 N24 ø5.0 c=79

Relação do aço

ELEMENTO	AÇO	N	DIAM (mm)	QUANT	C.UNIT (cm)	C.TOTAL (cm)
P183	CA60	1	5.0	13	89	1157
	CA50	2	10.0	10	VAR	VAR
P185	CA60	3	5.0	13	89	1157
	CA50	4	10.0	6	VAR	VAR
P188	CA60	5	5.0	13	89	1157
	CA50	6	10.0	6	VAR	VAR
P190	CA60	7	5.0	10	109	1090
	CA50	8	12.5	10	VAR	VAR
P191	CA60	9	5.0	10	89	890
	CA50	10	12.5	10	VAR	VAR
P192	CA60	11	5.0	8	119	952
	CA50	12	16.0	8	VAR	VAR
P193	CA60	13	5.0	10	119	1190
	CA50	14	16.0	4	112	448
	CA50	15	16.0	4	VAR	VAR
23xP194	CA60	16	5.0	299	89	26611
	CA50	17	10.0	92	VAR	VAR
2xP202	CA60	18	5.0	26	109	2834
	CA50	19	10.0	8	VAR	VAR
P207	CA60	20	5.0	13	109	1417
	CA50	21	10.0	4	VAR	VAR
2xP210	CA60	22	5.0	26	89	2314
	CA50	23	10.0	8	VAR	VAR
4xP219	CA60	24	5.0	52	79	4108
	CA50	25	10.0	16	VAR	VAR

Resumo do aço

AÇO	DIAM (mm)	C.TOTAL (m)	PESO + 2 % (kg)
CA50	10.0	287.9	181
	12.5	41.4	40.7
	16.0	30.7	49.3
CA60	5.0	448.8	70.6

PESO TOTAL (kg)	
CA50	271
CA60	70.6

Volume de concreto (C-25) = 2.86 m³
Área de forma = 48.49 m²

Nº	Comentário	Data	Autor
0	Emissão inicial		AUGUSTO

PROJETTAR ENGENHARIA
RUA SAMUEL CEZAR, 440 - ÁGUA VERDE / FONE: (41) 99208-4118
WWW.PROJETTAR.ENG.BR / COMERCIAL@PROJETTAR.ENG.BR

Obra:
HOSPITAL EM ALVENARIA
RUA DOS PESSEGUEIROS, SN

Código do Projeto :
6306

Proprietário:
MUNICIPIO DE CORREIA PINTO

Assinatura:

Autor Projeto:
AUGUSTO CESAR HENKE GRUBER
Autor Projeto CREA PR-33.829/D

Assinatura:

Referências:
ARMADURA PILARES

Escala:
INDICADA

Desenho:
AUGUSTO

Coordenador:
AUGUSTO

Data:

Prancha:
27
87

Revisão:
R.0

PROJETO ESTRUTURAL

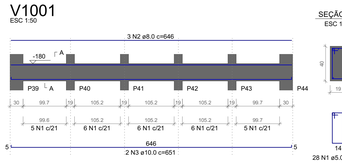

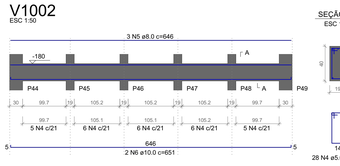



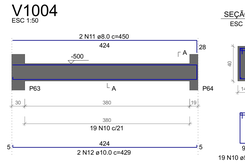



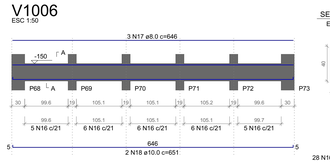

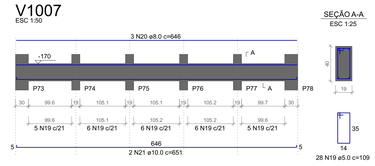

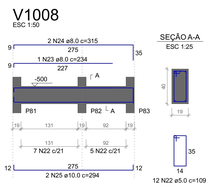

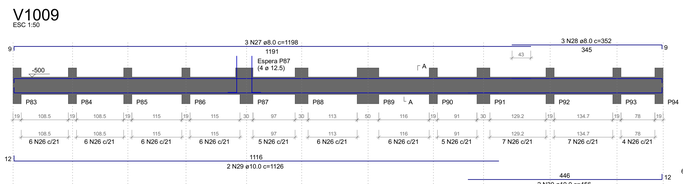



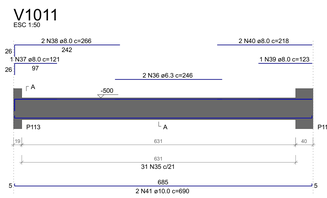

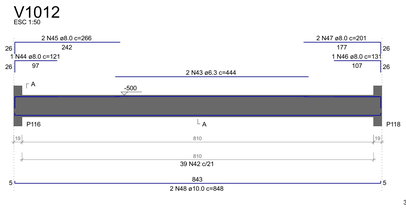

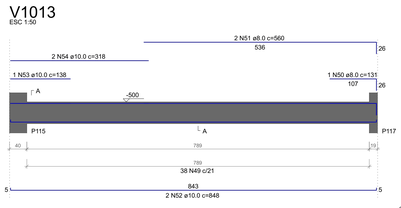

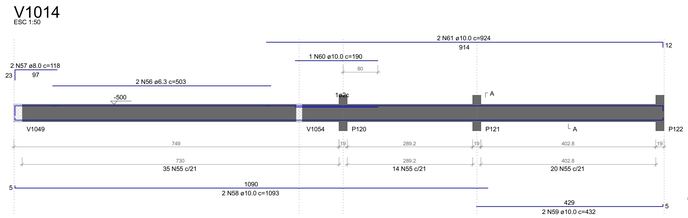

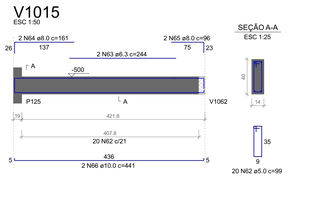

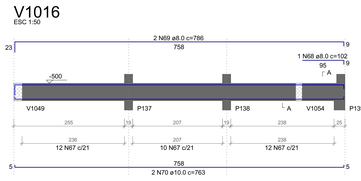

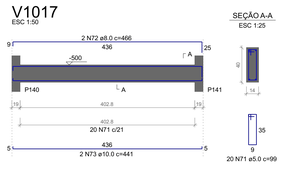



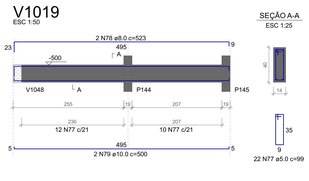

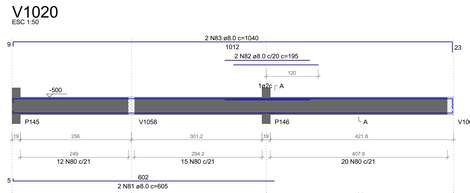

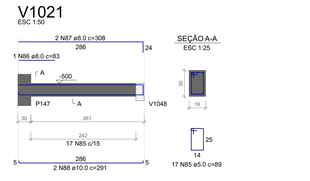

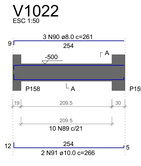

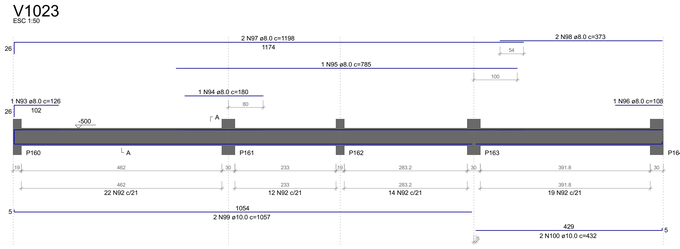

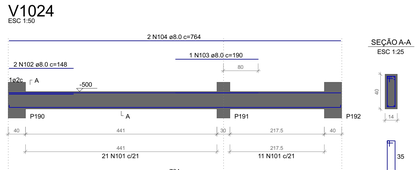

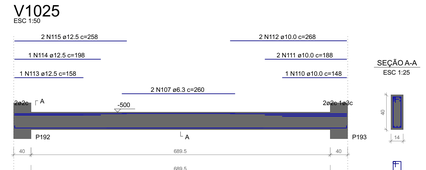

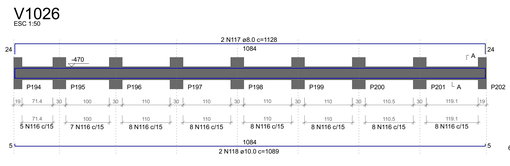

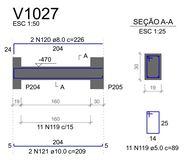







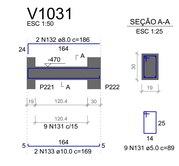

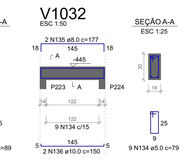

Relação do aço

ELEMENTO	AÇO	N	DIAM (mm)	QUANT	C.UNIT (cm)	C.TOTAL (cm)
V1001	CA60	1	5.0	28	109	3052
	CA50	2	8.0	3	646	1938
	CA50	3	10.0	2	651	1302
V1002	CA60	4	5.0	28	109	3052
	CA50	5	8.0	3	646	1938
	CA50	6	10.0	2	651	1302
V1003	CA60	7	5.0	2	89	801
	CA50	8	8.0	2	197	394
	CA50	9	10.0	2	180	360
V1004	CA60	10	5.0	19	99	1881
	CA50	11	8.0	2	450	900
	CA50	12	10.0	2	429	858
V1005	CA60	13	5.0	10	81	810
	CA50	14	8.0	2	184	368
	CA50	15	10.0	2	169	338
V1006	CA60	16	5.0	28	109	3052
	CA50	17	8.0	3	646	1938
	CA50	18	10.0	2	651	1302
V1007	CA60	19	5.0	28	109	3052
	CA50	20	8.0	3	646	1938
	CA50	21	10.0	2	651	1302
V1008	CA60	22	5.0	12	109	1308
	CA50	23	8.0	1	234	234
	CA50	24	8.0	2	315	630
	CA50	25	10.0	2	294	588
V1009	CA60	26	5.0	64	109	6976
	CA50	27	8.0	3	1198	3594
	CA50	28	8.0	3	352	1056
	CA50	29	10.0	2	1126	2252
	CA50	30	10.0	2	456	912
V1010	CA60	31	5.0	31	129	3999
	CA50	32	8.0	2	121	242
	CA50	33	8.0	2	712	1424
	CA50	34	10.0	2	669	1338
V1011	CA60	35	5.0	31	129	3999
	CA50	36	6.3	2	246	492
	CA50	37	8.0	1	121	121
	CA50	38	8.0	2	266	532
	CA50	39	8.0	1	123	123
	CA50	40	8.0	2	218	436
	CA50	41	10.0	2	690	1380
V1012	CA60	42	5.0	39	129	5031
	CA50	43	6.3	2	444	888
	CA50	44	8.0	1	121	121
	CA50	45	8.0	2	266	532
	CA50	46	8.0	1	131	131
	CA50	47	8.0	2	201	402
	CA50	48	10.0	2	848	1696
V1013	CA60	49	5.0	38	129	4902
	CA50	50	8.0	1	131	131
	CA50	51	8.0	2	560	1120
	CA50	52	10.0	2	848	1696
	CA50	53	10.0	1	138	138
V1014	CA50	54	10.0	2	318	636
	CA60	55	5.0	69	99	6831
	CA50	56	6.3	2	503	1006
	CA50	57	8.0	2	118	236
	CA50	58	10.0	2	1093	2186
	CA50	59	10.0	2	432	864
	CA50	60	10.0	1	190	190
	CA50	61	10.0	2	924	1848
V1015	CA60	62	5.0	20	99	1980
	CA50	63	6.3	2	244	488
	CA50	64	8.0	2	161	322
	CA50	65	8.0	2	96	192
	CA50	66	10.0	2	441	882
V1016	CA60	67	5.0	34	99	3366
	CA50	68	8.0	1	102	102
	CA50	69	8.0	2	786	1572
	CA50	70	10.0	2	763	1526
V1017	CA60	71	5.0	20	99	1980
	CA50	72	8.0	2	466	932
	CA50	73	10.0	2	441	882
V1018	CA60	74	5.0	12	99	1188
	CA50	75	8.0	2	305	610
	CA50	76	10.0	2	268	536
V1019	CA60	77	5.0	22	99	2178
	CA50	78	8.0	2	523	1046
	CA50	79	10.0	2	500	1000
V1020	CA60	80	5.0	47	99	4653
	CA50	81	8.0	2	605	1210
	CA50	82	8.0	2	195	390
	CA50	83	8.0	2	1040	2080
	CA50	84	10.0	2	432	864
V1021	CA60	85	5.0	17	89	1513
	CA50	86	8.0	1	83	83
	CA50	87	8.0	2	308	616
	CA50	88	10.0	2	291	582
V1022	CA60	89	5.0	10	109	1090
	CA50	90	8.0	3	783	2349
	CA50	91	10.0	2	266	532
V1023	CA60	92	5.0	67	109	7303
	CA50	93	8.0	1	126	126
	CA50	94	8.0	1	180	180
	CA50	95	8.0	1	785	785
	CA50	96	8.0	1	108	108
	CA50	97	8.0	2	1198	2396
	CA50	98	8.0	2	373	746
	CA50	99	10.0	2	1057	2114
	CA50	100	10.0	2	432	864
V1024	CA60	101	5.0	32	99	3168
	CA50	102	8.0	2	148	296
	CA50	103	8.0	1	190	190
	CA50	104	8.0	2	764	1528
	CA50	105	10.0	2	769	1538
V1025	CA60	106	5.0	33	99	3267
	CA50	107	6.3	2	260	520
	CA50	108	10.0	1	360	360
	CA50	109	10.0	2	770	1540
	CA50	110	10.0	1	148	148
	CA50	111	10.0	2	188	376
	CA50	112	10.0	2	268	536
	CA50	113	12.5	1	158	158
	CA50	114	12.5	1	198	198
	CA50	115	12.5	2	258	516
V1026	CA60	116	5.0	60	89	5340
	CA50	117	8.0	2	1128	2256
	CA50	118	10.0	2	1089	2178
V1027	CA60	119	5.0	11	89	979
	CA50	120	8.0	2	226	452
	CA50	121	10.0	2	209	418
V1028	CA60	122	5.0	11	89	979
	CA50	123	8.0	2	209	418
	CA50	124	10.0	2	183	366
V1029	CA60	125	5.0	9	89	801
	CA50	126	8.0	2	175	350
	CA50	127	10.0	2	180	360
V1030	CA60	128	5.0	9	79	711
	CA50	129	8.0	2	177	354
	CA50	130	10.0	2	150	300
V1031	CA60	131	5.0	9	89	801
	CA50	132	8.0	2	186	372
	CA50	133	10.0	2	169	338
V1032	CA60	134	5.0	9	79	711
	CA50	135	8.0	2	177	354
	CA50	136	10.0	2	150	300

Resumo do aço

AÇO	DIAM (mm)	C.TOTAL (m)	PESO + 2 % (kg)
CA50	6.3	34	8.5
	8.0	413.3	166.3
	10.0	410.3	258
	12.5	8.8	8.6
CA60	5.0	907.6	142.7

PESO TOTAL (kg)	
CA50	441.4
CA60	142.7

Volume de concreto (C-25) = 11.28 m³
Área de forma = 159.54 m²

Nº	Comentário	Data	Autor
0	Emissão inicial		AUGUSTO

PROJETENGENHARIA
RUA SAMUEL CEZAR, 440 - AGUA VERDE - T./FAX: (41) 99206-4118
WWW.PROJETTAR.ENG.BR / COMERCIAL@PROJETTAR.ENG.BR

Obra:
HOSPITAL EM ALVENARIA
RUA DOM PEDRO II,QUIROL, SN

Código do Projeto:
6306

Proprietário:
MUNICIPIO DE CORREIA PINTO

Assinatura:

Autor Projeto:
AUGUSTO CESAR HENKE GRUBER
Autor Projeto — CREA PR-33.829/D

Assinatura:

Referências:
ARMADURA VIGAS

Escala:
INDICADA

Desenho:
AUGUSTO

Coordenador:
AUGUSTO

Data:

Prancha:
28
87

Revisão:
R.0

PROJETO ESTRUTURAL

A0-1188x841mm

V1033
ESC 1:50

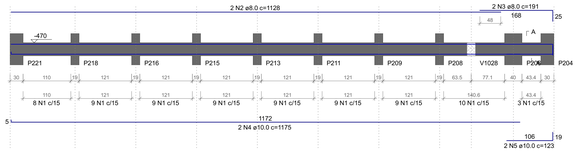

SEÇÃO A-A
ESC 1:25

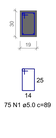

V1034
ESC 1:50

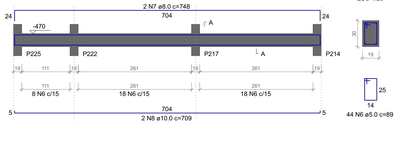

SEÇÃO A-A
ESC 1:25

V1035
ESC 1:50

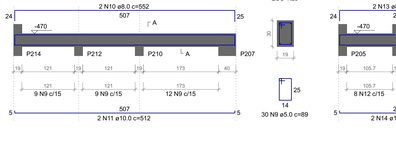

SEÇÃO A-A
ESC 1:25

V1036
ESC 1:50

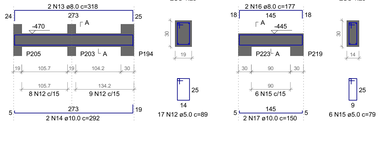

SEÇÃO A-A
ESC 1:25

V1037
ESC 1:50

SEÇÃO A-A
ESC 1:25

V1038
ESC 1:50

SEÇÃO A-A
ESC 1:25

V1039
ESC 1:50

SEÇÃO A-A
ESC 1:25

V1040
ESC 1:50

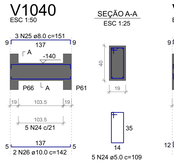

SEÇÃO A-A
ESC 1:25



V1041
ESC 1:50

SEÇÃO A-A
ESC 1:25



V1042
ESC 1:50

SEÇÃO A-A
ESC 1:25



V1043
ESC 1:50

SEÇÃO A-A
ESC 1:25



V1044
ESC 1:50

SEÇÃO A-A
ESC 1:25



V1045
ESC 1:50

SEÇÃO A-A
ESC 1:25



V1046
ESC 1:50

SEÇÃO A-A
ESC 1:25



V1047
ESC 1:50

SEÇÃO A-A
ESC 1:25



V1048
ESC 1:50

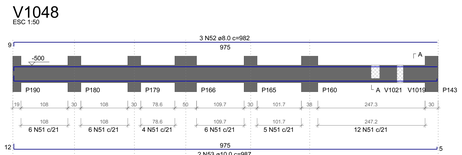

SEÇÃO A-A
ESC 1:25

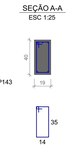

V1049
ESC 1:50

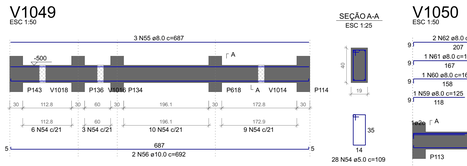

SEÇÃO A-A
ESC 1:25

V1050
ESC 1:50

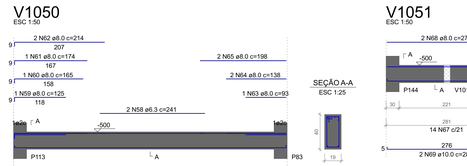

SEÇÃO A-A
ESC 1:25

V1051
ESC 1:50

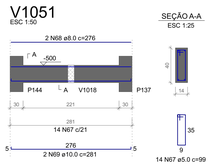

SEÇÃO A-A
ESC 1:25

V1052
ESC 1:50

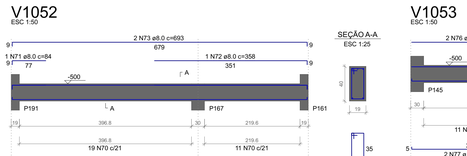

SEÇÃO A-A
ESC 1:25

V1053
ESC 1:50

SEÇÃO A-A
ESC 1:25

V1054
ESC 1:50

SEÇÃO A-A
ESC 1:25

V1055
ESC 1:50

SEÇÃO A-A
ESC 1:25

V1056
ESC 1:50

SEÇÃO A-A
ESC 1:25

V1057
ESC 1:50

SEÇÃO A-A
ESC 1:25

V1058
ESC 1:50

SEÇÃO A-A
ESC 1:25

V1059
ESC 1:50

SEÇÃO A-A
ESC 1:25

V1060
ESC 1:50

SEÇÃO A-A
ESC 1:25

V1061
ESC 1:50

SEÇÃO A-A
ESC 1:25

V1062
ESC 1:50

SEÇÃO A-A
ESC 1:25

V1063
ESC 1:50

SEÇÃO A-A
ESC 1:25

V1064
ESC 1:50

SEÇÃO A-A
ESC 1:25

V1065
ESC 1:50

SEÇÃO A-A
ESC 1:25

Relação do aço

ELEMENTO	AÇO	N	DIAM (mm)	QUANT	C.UNIT (cm)	C.TOTAL (cm)
V1033	CA60	1	5.0	75	89	6675
	CA50	2	8.0	2	1128	2256
	CA50	3	8.0	2	191	382
	CA50	4	10.0	2	1175	2350
	CA50	5	10.0	2	123	246
V1034	CA60	6	5.0	44	89	3916
	CA50	7	8.0	2	748	1496
	CA50	8	10.0	2	709	1418
V1035	CA60	9	5.0	30	89	2670
	CA50	10	8.0	2	552	1104
	CA50	11	10.0	2	512	1024
V1036	CA60	12	5.0	17	89	1513
	CA50	13	8.0	2	318	636
	CA50	14	10.0	2	292	584
V1037	CA60	15	5.0	6	79	474
	CA60	16	8.0	2	177	354
	CA50	17	10.0	2	150	300
V1038	CA60	18	5.0	6	79	474
	CA60	19	8.0	2	177	354
	CA50	20	10.0	2	150	300
V1039	CA60	21	5.0	5	109	545
	CA60	22	8.0	3	151	453
	CA50	23	10.0	2	149	298
V1040	CA60	24	5.0	5	109	545
	CA50	25	8.0	3	151	453
	CA50	26	10.0	2	142	284
V1041	CA60	27	5.0	5	109	545
	CA50	28	8.0	3	151	453
	CA50	29	10.0	2	149	298
V1042	CA60	30	5.0	5	109	545
	CA50	31	8.0	3	151	453
	CA50	32	10.0	2	149	298
V1043	CA60	33	5.0	5	109	545
	CA50	34	8.0	3	151	453
	CA50	35	10.0	2	149	298
V1044	CA60	36	5.0	5	109	545
	CA50	37	8.0	3	151	453
	CA50	38	10.0	2	149	298
V1045	CA60	39	5.0	5	109	545
	CA50	40	8.0	3	151	453
	CA50	41	10.0	2	149	298
V1046	CA60	42	5.0	5	109	545
	CA50	43	8.0	3	151	453
	CA50	44	10.0	2	149	298
V1047	CA60	45	5.0	68	109	7412
	CA50	46	8.0	3	1200	3600
	CA50	47	8.0	3	423	1269
	CA50	48	10.0	2	1108	2216
	CA50	49	10.0	2	171	342
	CA50	50	10.0	2	427	854
V1048	CA60	51	5.0	39	109	4251
	CA50	52	8.0	3	982	2946
	CA50	53	10.0	2	987	1974
V1049	CA60	54	5.0	28	109	3052
	CA50	55	8.0	3	687	2061
	CA50	56	10.0	2	692	1384
V1050	CA60	57	5.0	28	109	3052
	CA50	58	6.3	2	241	482
	CA50	59	8.0	1	125	125
	CA50	60	8.0	1	165	165
	CA50	61	8.0	1	174	174
	CA50	62	8.0	2	214	428
	CA50	63	8.0	1	93	93
	CA50	64	8.0	2	138	276
	CA50	65	8.0	2	198	396
	CA50	66	10.0	2	631	1262
V1051	CA60	67	5.0	14	99	1386
	CA50	68	8.0	2	276	552
	CA50	69	10.0	2	281	562
V1052	CA60	70	5.0	30	109	3270
	CA50	71	8.0	1	84	84
	CA50	72	8.0	1	358	358
	CA50	73	8.0	2	693	1386
	CA50	74	10.0	2	684	1368
V1053	CA60	75	5.0	11	99	1089
	CA50	76	8.0	2	276	552
V1054	CA60	77	10.0	2	281	562
	CA60	78	5.0	17	99	1683
	CA50	79	6.3	2	246	492
	CA50	80	8.0	2	96	192
	CA50	81	8.0	2	101	202
	CA50	82	10.0	2	385	770
V1055	CA60	83	5.0	5	99	495
	CA50	84	8.0	1	88	88
	CA50	85	8.0	2	147	294
	CA50	86	10.0	2	133	266
V1056	CA60	87	5.0	27	99	2673
	CA50	88	6.3	2	231	462
	CA50	89	10.0	2	646	1292
	CA50	90	10.0	1	143	143
	CA50	91	10.0	2	223	446
	CA50	92	10.0	2	158	316
	CA50	93	10.0	2	208	416
V1057	CA60	94	5.0	35	99	3465
	CA50	95	8.0	2	860	1720
	CA50	96	10.0	2	858	1716
V1058	CA60	97	5.0	30	99	2970
	CA50	98	8.0	1	128	128
	CA50	99	8.0	2	725	1450
	CA50	100	10.0	2	730	1460
V1059	CA60	101	5.0	37	99	3663
	CA50	102	8.0	2	874	1748
	CA50	103	10.0	2	872	1744
V1060	CA60	104	5.0	10	99	990
	CA50	105	8.0	2	238	476
	CA50	106	10.0	2	229	458
V1061	CA60	107	5.0	46	99	4554
	CA50	108	8.0	2	436	872
	CA50	109	8.0	1	180	180
	CA50	110	8.0	1	108	108
	CA50	111	8.0	2	1114	2228
	CA50	112	10.0	2	676	1352
V1062	CA60	113	5.0	25	99	2475
	CA50	114	10.0	2	574	1148
	CA50	115	10.0	1	143	143
	CA50	116	10.0	1	185	185
	CA50	117	10.0	2	565	1130
V1063	CA60	118	5.0	27	99	2673
	CA50	119	6.3	2	266	532
	CA50	120	10.0	2	646	1292
	CA50	121	10.0	1	138	138
	CA50	122	10.0	2	183	366
	CA50	123	10.0	2	158	316
	CA50	124	10.0	2	213	426
V1064	CA60	125	5.0	22	99	2178
	CA50	126	8.0	2	530	1060
	CA50	127	10.0	2	528	1056
V1065	CA60	128	5.0	18	89	1602
	CA50	129	8.0	2	377	754
	CA50	130	10.0	2	382	764

Resumo do aço

AÇO	DIAM (mm)	C.TOTAL (m)	PESO + 2 % (kg)
CA50	6.3	19.7	4.9
	8.0	361.8	145.6
	10.0	364.6	229.3
CA60	5.0	730.2	114.8

PESO TOTAL (kg)	
CA50	379.8
CA60	114.8

Volume de concreto (C-25) = 8.47 m³
Área de forma = 124.34 m²

Nº	Comentário	Data	Autor
0	Emissão inicial		AUGUSTO

PROJE ENGENHARIA
RUA SAMUEL CEZAR, 440 / AGUA VERDE / FONE: (41) 99904-4118
WWW.PROJETTAK.ENG.BR / COMERCIAL@PROJETTAK.ENG.BR

Obra:
HOSPITAL EM ALVENARIA
RUA DOS PESSEGUEIROS, 09

Código do Projeto:
6306

Proprietário:
MUNICIPIO DE CORREIA PINTO

Assinatura:

Autor Projeto:
AUGUSTO CESAR HENKE GRUBER
Autor Projeto
CREA PR-33.825/D

Assinatura:

Referências:
ARMADURA VIGAS

Escala:
INDICADA

Desenho:
AUGUSTO

Coordenador:
AUGUSTO

Data:

Prancha:
29
87

Revisão:
R.0

PROJETO ESTRUTURAL

A0-1189x841mm

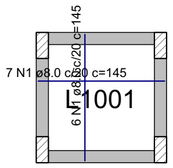

Relação do aço

ELEMENTO	AÇO	N	DIAM (mm)	QUANT	C.UNIT (cm)	C.TOTAL (cm)
Positivos	CA50	1	8.0	13	145	1885

Resumo do aço

AÇO	DIAM (mm)	C.TOTAL (m)	PESO + 2 % (kg)
CA50	8.0	18.9	7.6

PESO TOTAL (kg)	
CA50	7.6

Volume de concreto (C-25) = 0.29 m³
Área de forma = 1.46 m²

ARMAÇÃO POSITIVA DAS LAJES DO PAVIMENTO SUBSOLO

escala 1:50

Nº	Comentário	Data	Autor
0	Emissão inicial		AUGUSTO

PROJETTAR ENGENHARIA
RUA SAMUEL CEZAR, 440 - ÁGUA VERDE / FONE: (41) 99206-4118
WWW.PROJETTAR.ENG.BR / COMERCIAL@PROJETTAR.ENG.BR

Obra:
HOSPITAL EM ALVENARIA
RUA DOS PESSEGUEIROS, SN

Código do Projeto :
6306

Proprietário:
MUNICIPIO DE CORREIA PINTO

Assinatura:

Autor Projeto:
AUGUSTO CESAR HENKE GRUBER
Autor Projeto CREA PR-33.829/D

Assinatura:

Referências:
ARMADURA LAJES

Escala:
INDICADA

Desenho:
AUGUSTO

Coordenador:
AUGUSTO

Data:

Prancha:
30
87

Revisão:
R.0

PROJETO ESTRUTURAL

-594x420mm

S226=S227=S228=S229=S230=S231=S232

PLANTA
ESC 1:25

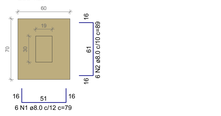

Solo compactado sobre a sapata
peso específico > 1600.00 kgf/m³

CORTE
ESC 1:25

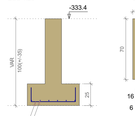

S233=S234

PLANTA
ESC 1:25

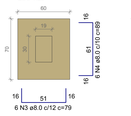

Solo compactado sobre a sapata
peso específico > 1600.00 kgf/m³

CORTE
ESC 1:25



S235

PLANTA
ESC 1:25

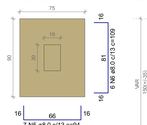

Solo compactado sobre a sapata
peso específico > 1600.00 kgf/m³

CORTE
ESC 1:25

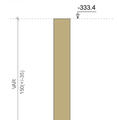

S236

PLANTA
ESC 1:25

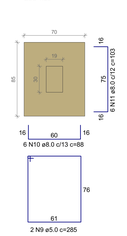

Solo compactado sobre a sapata
peso específico > 1600.00 kgf/m³

CORTE
ESC 1:25

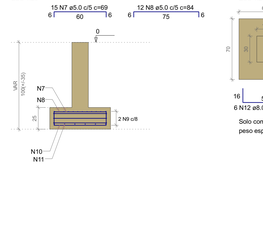

S237=S244

PLANTA
ESC 1:25

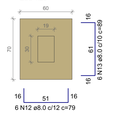

Solo compactado sobre a sapata
peso específico > 1600.00 kgf/m³

CORTE
ESC 1:25

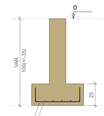

S238=S246=S247=S248=S253=S254=S255=S256 =S257=S258=S259=S262

PLANTA
ESC 1:25

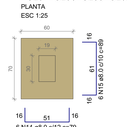

Solo compactado sobre a sapata
peso específico > 1600.00 kgf/m³

CORTE
ESC 1:25

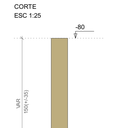

S239=S241=S242=S243

PLANTA
ESC 1:25

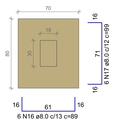

Solo compactado sobre a sapata
peso específico > 1600.00 kgf/m³

CORTE
ESC 1:25



S240=S249=S250

PLANTA
ESC 1:25



Solo compactado sobre a sapata
peso específico > 1600.00 kgf/m³

CORTE
ESC 1:25



S245

PLANTA
ESC 1:25

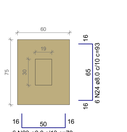

Solo compactado sobre a sapata
peso específico > 1600.00 kgf/m³

CORTE
ESC 1:25

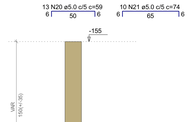

S251=S252=S260=S261

PLANTA
ESC 1:25

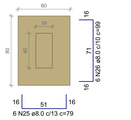

Solo compactado sobre a sapata
peso específico > 1600.00 kgf/m³

CORTE
ESC 1:25



S263

PLANTA
ESC 1:25

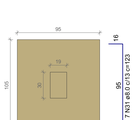

Solo compactado sobre a sapata
peso específico > 1600.00 kgf/m³

CORTE
ESC 1:25

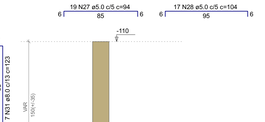

S264

PLANTA
ESC 1:25

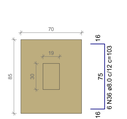

Solo compactado sobre a sapata
peso específico > 1600.00 kgf/m³

CORTE
ESC 1:25

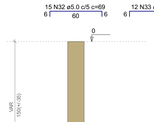

S265

PLANTA
ESC 1:25

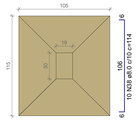

Solo compactado sobre a sapata
peso específico > 1600.00 kgf/m³

CORTE
ESC 1:25



S266

PLANTA
ESC 1:25

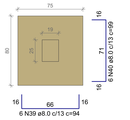

Solo compactado sobre a sapata
peso específico > 1600.00 kgf/m³

CORTE
ESC 1:25



S267=S268=S271=S273

PLANTA
ESC 1:25

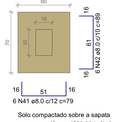

Solo compactado sobre a sapata
peso específico > 1600.00 kgf/m³

CORTE
ESC 1:25



S269=S270=S272=S274

PLANTA
ESC 1:25

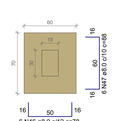

Solo compactado sobre a sapata
peso específico > 1600.00 kgf/m³

CORTE
ESC 1:25

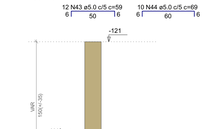

S275=S277=S279=S286

PLANTA
ESC 1:25



Solo compactado sobre a sapata
peso específico > 1600.00 kgf/m³

CORTE
ESC 1:25



S276=S278=S280=S287

PLANTA
ESC 1:25



Solo compactado sobre a sapata
peso específico > 1600.00 kgf/m³

CORTE
ESC 1:25



S281=S282=S283=S284=S285=S288=S289=S290 =S291=S292

PLANTA
ESC 1:25

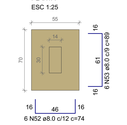

Solo compactado sobre a sapata
peso específico > 1600.00 kgf/m³

CORTE
ESC 1:25

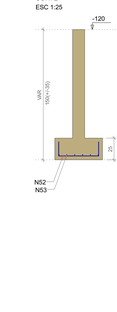

S293

PLANTA
ESC 1:25

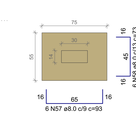

Solo compactado sobre a sapata
peso específico > 1600.00 kgf/m³

CORTE
ESC 1:25

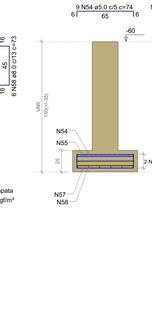

S294

PLANTA
ESC 1:25

Solo compactado sobre a sapata
peso específico > 1600.00 kgf/m³

CORTE
ESC 1:25

Relação do aço

ELEMENTO	AÇO	N	DIAM (mm)	QUANT	C.UNIT (cm)	C.TOTAL (cm)
7xS226	CA50	1	8.0	42	79	3318
	CA60	2	8.0	42	89	3738
2xS233	CA50	3	8.0	12	79	948
	CA60	4	8.0	12	89	1068
S235	CA50	5	8.0	7	94	658
S236	CA50	6	8.0	6	109	654
	CA60	7	5.0	15	69	1035
	CA60	8	5.0	12	84	1008
	CA60	9	5.0	2	265	570
	CA50	10	8.0	6	88	528
	CA50	11	8.0	6	103	618
2xS237	CA50	12	8.0	12	79	948
	CA50	13	8.0	12	89	1068
12xS238	CA50	14	8.0	72	79	5688
	CA50	15	8.0	72	89	6408
4xS239	CA50	16	8.0	24	89	2136
	CA50	17	8.0	24	99	2376
3xS240	CA50	18	8.0	18	84	1512
	CA50	19	8.0	18	99	1782
S245	CA60	20	5.0	13	59	767
	CA60	21	5.0	10	74	740
	CA60	22	5.0	2	245	490
	CA50	23	8.0	6	78	468
	CA50	24	8.0	6	93	558
4xS251	CA50	25	8.0	24	79	1896
	CA50	26	8.0	24	99	2376
S263	CA60	27	5.0	19	94	1786
	CA60	28	5.0	17	104	1768
	CA60	29	5.0	2	375	750
	CA50	30	8.0	8	113	904
	CA50	31	8.0	7	123	861
S264	CA60	32	5.0	15	69	1035
	CA60	33	5.0	12	84	1008
	CA60	34	5.0	2	285	570
	CA50	35	8.0	6	88	528
	CA50	36	8.0	6	103	618
S265	CA50	37	8.0	12	104	1248
	CA50	38	8.0	10	114	1140
S266	CA50	39	8.0	6	94	564
	CA50	40	8.0	6	99	594
4xS267	CA50	41	8.0	24	79	1896
	CA50	42	8.0	24	89	2136
4xS269	CA60	43	5.0	48	59	2832
	CA60	44	5.0	40	69	2760
	CA60	45	5.0	8	235	1880
	CA60	46	8.0	24	78	1872
	CA50	47	8.0	24	88	2112
4xS275	CA50	48	8.0	24	74	1776
	CA50	49	8.0	24	89	2136
4xS276	CA50	50	8.0	24	89	2136
	CA50	51	8.0	24	74	1776
10xS281	CA50	52	8.0	60	74	4440
	CA50	53	8.0	60	89	5340
S293	CA60	54	5.0	9	74	666
	CA60	55	5.0	13	54	702
	CA60	56	5.0	2	235	470
	CA50	57	8.0	6	93	558
	CA50	58	8.0	6	73	438
S294	CA60	59	5.0	13	94	1222
	CA60	60	5.0	17	74	1258
	CA60	61	5.0	2	315	630
	CA50	62	8.0	6	113	678
	CA50	63	8.0	7	93	651
11xS295	CA50	64	8.0	66	89	5874
	CA50	65	8.0	66	74	4884
S297	CA60	66	5.0	27	99	2673
	CA60	67	5.0	23	114	2622
	CA60	68	5.0	3	405	1215
	CA50	69	8.0	10	128	1280
	CA50	70	8.0	9	143	1287
S299	CA50	71	8.0	14	109	1526
S300	CA50	72	8.0	6	79	474
	CA50	73	8.0	6	89	534
S306	CA50	74	8.0	8	114	912
	CA50	75	8.0	8	124	992
2xS307	CA50	76	8.0	16	109	1744
	CA50	77	8.0	18	124	2232
S310	CA50	78	8.0	8	109	872
	CA50	79	8.0	7	119	833
4xS314	CA50	80	8.0	24	89	2136
	CA50	81	8.0	24	104	2496
S315	CA50	82	8.0	7	104	728
	CA50	83	8.0	7	119	833
S316	CA50	84	8.0	7	99	693
	CA50	85	8.0	6	114	684
25xS318	CA50	86	8.0	150	79	11850
	CA50	87	8.0	150	89	13350
S330	CA50	88	8.0	6	109	654
	CA50	89	8.0	7	89	623
7xS334	CA50	90	8.0	42	84	3528
	CA50	91	8.0	42	99	4158

Resumo do aço

AÇO	DIAM (mm)	C.TOTAL (m)	PESO + 2 % (kg)
CA50	8.0	1383.3	556.7
CA60	5.0	304.6	47.9

PESO TOTAL (kg)	
CA50	556.7
CA60	47.9

Volume de concreto (C-25) = 15.28 m³
Área de forma = 87 m²

S295=S296=S323=S324=S325=S326=S327=S332 =S333=S335=S338

PLANTA
ESC 1:25

Solo compactado sobre a sapata
peso específico > 1600.00 kgf/m³

CORTE
ESC 1:25

S297

PLANTA
ESC 1:25

Solo compactado sobre a sapata
peso específico > 1600.00 kgf/m³

CORTE
ESC 1:25

S299

PLANTA
ESC 1:25

Solo compactado sobre a sapata
peso específico > 1600.00 kgf/m³

CORTE
ESC 1:25

S300

PLANTA
ESC 1:25

Solo compactado sobre a sapata
peso específico > 1600.00 kgf/m³

CORTE
ESC 1:25

S306

PLANTA
ESC 1:25

Solo compactado sobre a sapata
peso específico > 1600.00 kgf/m³

CORTE
ESC 1:25

S307=S311

PLANTA
ESC 1:25

Solo compactado sobre a sapata
peso específico > 1600.00 kgf/m³

CORTE
ESC 1:25

S310

PLANTA
ESC 1:25

Solo compactado sobre a sapata
peso específico > 1600.00 kgf/m³

CORTE
ESC 1:25

S314=S317=S319=S381

PLANTA
ESC 1:25

Solo compactado sobre a sapata
peso específico > 1600.00 kgf/m³

CORTE
ESC 1:25

S315

PLANTA
ESC 1:25

Solo compactado sobre a sapata
peso específico > 1600.00 kgf/m³

CORTE
ESC 1:25

S316

PLANTA
ESC 1:25

Solo compactado sobre a sapata
peso específico > 1600.00 kgf/m³

CORTE
ESC 1:25

S318=S337=S344=S345=S348=S349=S353=S354 =S356=S357=S358=S360=S361=S362=S365=S366 =S367=S368=S370=S371=S372=S376=S377=S379 =S380

PLANTA
ESC 1:25

Solo compactado sobre a sapata
peso específico > 1600.00 kgf/m³

CORTE
ESC 1:25

S328=S329=S334=S383=S384=S385=S386

PLANTA
ESC 1:25

Solo compactado sobre a sapata
peso específico > 1600.00 kgf/m³

CORTE
ESC 1:25

S330

PLANTA
ESC 1:25

Solo compactado sobre a sapata
peso específico > 1600.00 kgf/m³

CORTE
ESC 1:25

Nº	Comentário	Data	Autor
0	Emissão inicial		AUGUSTO

PROJETEC ENGENHARIA
RUA SAMUEL CEZAR, 440 - AGUA VERDE / FONE: (41) 99204-4118
WWW.PROJETEKA.ENG.BR / COMERCIAL@PROJETEKA.ENG.BR

Obra:
HOSPITAL EM ALVENARIA
RUA DOS PESSEGUEIROS, SN

Código do Projeto:
6306

Proprietário:
MUNICIPIO DE CORREIA PINTO

Assinatura:

Autor Projeto:
AUGUSTO CESAR HENKE GRUBER
Autor Projeto — CREA PR-33.829/D

Assinatura:

Referências:
ARMADURA SAPATAS

Escala: INDICADA
Desenho: AUGUSTO
Coordenador: AUGUSTO
Data:

Prancha: **31** 87
Revisão: R.0

PROJETO ESTRUTURAL

A0-1188x841mm

S331
PLANTA
ESC 1:25

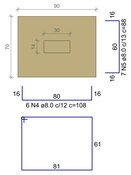

CORTE
ESC 1:25

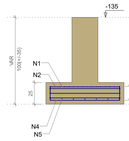

Solo compactado sobre a sapata
peso específico > 1600.00 kgf/m³

S336=S382
PLANTA
ESC 1:25



CORTE
ESC 1:25

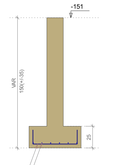

Solo compactado sobre a sapata
peso específico > 1600.00 kgf/m³

S339
PLANTA
ESC 1:25



CORTE
ESC 1:25

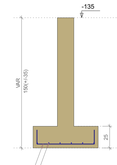

Solo compactado sobre a sapata
peso específico > 1600.00 kgf/m³

S340
PLANTA
ESC 1:25

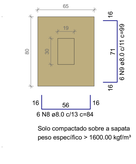

CORTE
ESC 1:25



Solo compactado sobre a sapata
peso específico > 1600.00 kgf/m³

S341
PLANTA
ESC 1:25

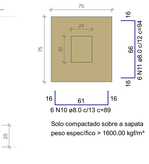

CORTE
ESC 1:25



Solo compactado sobre a sapata
peso específico > 1600.00 kgf/m³

S342
PLANTA
ESC 1:25

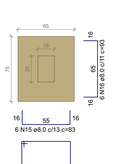

CORTE
ESC 1:25

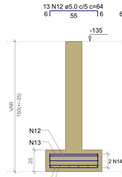

Solo compactado sobre a sapata
peso específico > 1600.00 kgf/m³

S343
PLANTA
ESC 1:25

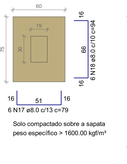

CORTE
ESC 1:25

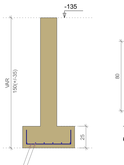

Solo compactado sobre a sapata
peso específico > 1600.00 kgf/m³

S350
PLANTA
ESC 1:25

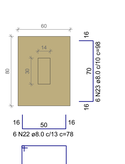

CORTE
ESC 1:25

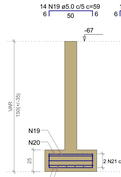

Solo compactado sobre a sapata
peso específico > 1600.00 kgf/m³

S351
PLANTA
ESC 1:25



CORTE
ESC 1:25

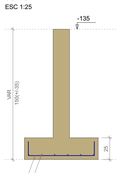

Solo compactado sobre a sapata
peso específico > 1600.00 kgf/m³

S352
PLANTA
ESC 1:25

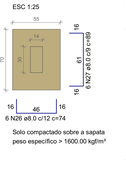

CORTE
ESC 1:25

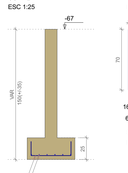

Solo compactado sobre a sapata
peso específico > 1600.00 kgf/m³

S355
PLANTA
ESC 1:25



CORTE
ESC 1:25



Solo compactado sobre a sapata
peso específico > 1600.00 kgf/m³

S359
PLANTA
ESC 1:25

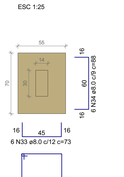

Solo compactado sobre a sapata
peso específico > 1600.00 kgf/m³

S363
PLANTA
ESC 1:25



Solo compactado sobre a sapata
peso específico > 1600.00 kgf/m³

S364=S373=S374=S375
PLANTA
ESC 1:25

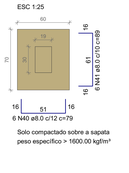

Solo compactado sobre a sapata
peso específico > 1600.00 kgf/m³

S369=S378
PLANTA
ESC 1:25

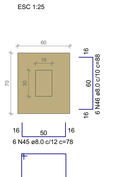

Solo compactado sobre a sapata
peso específico > 1600.00 kgf/m³

S387
PLANTA
ESC 1:25



Solo compactado sobre a sapata
peso específico > 1600.00 kgf/m³

S388
PLANTA
ESC 1:25



Solo compactado sobre a sapata
peso específico > 1600.00 kgf/m³

S389=S397
PLANTA
ESC 1:25

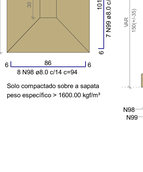

Solo compactado sobre a sapata
peso específico > 1600.00 kgf/m³

S390
PLANTA
ESC 1:25

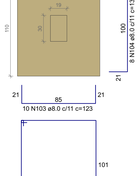

Solo compactado sobre a sapata
peso específico > 1600.00 kgf/m³

S402
PLANTA
ESC 1:25



Solo compactado sobre a sapata
peso específico > 1600.00 kgf/m³

S403
PLANTA
ESC 1:25

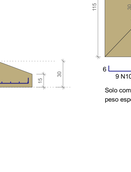

Solo compactado sobre a sapata
peso específico > 1600.00 kgf/m³

S404=S406
PLANTA
ESC 1:25

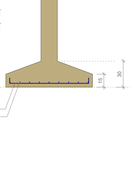

Solo compactado sobre a sapata
peso específico > 1600.00 kgf/m³

S405
PLANTA
ESC 1:25

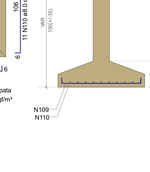

Solo compactado sobre a sapata
peso específico > 1600.00 kgf/m³

S413=S424=S448
PLANTA
ESC 1:25



CORTE
ESC 1:25



Solo compactado sobre a sapata
peso específico > 1600.00 kgf/m³

S414
PLANTA
ESC 1:25



CORTE
ESC 1:25



Solo compactado sobre a sapata
peso específico > 1600.00 kgf/m³

S415=S422=S430=S433=S445=S447
PLANTA
ESC 1:25



Solo compactado sobre a sapata
peso específico > 1600.00 kgf/m³

CORTE
ESC 1:25



S416=S418
PLANTA
ESC 1:25

Solo compactado sobre a sapata
peso específico > 1600.00 kgf/m³

CORTE
ESC 1:25

S417=S420=S427=S428=S429=S437=S438=S439 =S440=S444=S446=S449=S455=S456=S460=S480 =S484=S486=S492=S494=S496=S497
PLANTA
ESC 1:25

Solo compactado sobre a sapata
peso específico > 1600.00 kgf/m³

CORTE
ESC 1:25

S419=S421=S423=S436=S442=S443=S450=S454 =S458=S459=S485=S489
PLANTA
ESC 1:25

Solo compactado sobre a sapata
peso específico > 1600.00 kgf/m³

CORTE
ESC 1:25

S431
PLANTA
ESC 1:25

Solo compactado sobre a sapata
peso específico > 1600.00 kgf/m³

CORTE
ESC 1:25

S432=S441=S495
PLANTA
ESC 1:25

Solo compactado sobre a sapata
peso específico > 1600.00 kgf/m³

CORTE
ESC 1:25

S453
PLANTA
ESC 1:25

Solo compactado sobre a sapata
peso específico > 1600.00 kgf/m³

CORTE
ESC 1:25

S457
PLANTA
ESC 1:25

Solo compactado sobre a sapata
peso específico > 1600.00 kgf/m³

CORTE
ESC 1:25

S469
PLANTA
ESC 1:25

Solo compactado sobre a sapata
peso específico > 1600.00 kgf/m³

CORTE
ESC 1:25

S479=S483
PLANTA
ESC 1:25

Solo compactado sobre a sapata
peso específico > 1600.00 kgf/m³

CORTE
ESC 1:25

S481
PLANTA
ESC 1:25

Solo compactado sobre a sapata
peso específico > 1600.00 kgf/m³

CORTE
ESC 1:25

S482
PLANTA
ESC 1:25

Solo compactado sobre a sapata
peso específico > 1600.00 kgf/m³

CORTE
ESC 1:25

S490
PLANTA
ESC 1:25

Solo compactado sobre a sapata
peso específico > 1600.00 kgf/m³

CORTE
ESC 1:25

S491
PLANTA
ESC 1:25

Solo compactado sobre a sapata
peso específico > 1600.00 kgf/m³

CORTE
ESC 1:25

S493
PLANTA
ESC 1:25

Solo compactado sobre a sapata
peso específico > 1600.00 kgf/m³

CORTE
ESC 1:25

S498
PLANTA
ESC 1:25

Solo compactado sobre a sapata
peso específico > 1600.00 kgf/m³

CORTE
ESC 1:25

S499
PLANTA
ESC 1:25

Solo compactado sobre a sapata
peso específico > 1600.00 kgf/m³

CORTE
ESC 1:25

S500=S501
PLANTA
ESC 1:25

Solo compactado sobre a sapata
peso específico > 1600.00 kgf/m³

CORTE
ESC 1:25

Relação do aço

ELEMENTO	AÇO	N	DIAM (mm)	QUANT	C.UNIT (cm)	C.TOTAL (cm)
S331	CA60	1	5.0	12	89	1068
	CA60	2	5.0	16	69	1104
	CA60	3	5.0	2	295	590
	CA50	4	8.0	6	108	648
	CA50	5	8.0	7	88	616
S339	CA50	6	8.0	6	94	564
	CA50	7	8.0	6	104	624
S340	CA50	8	8.0	6	84	504
	CA50	9	8.0	6	99	594
S341	CA50	10	8.0	6	89	534
	CA50	11	8.0	6	94	564
S342	CA50	12	5.0	13	64	832
	CA60	13	5.0	11	74	814
	CA60	14	5.0	2	255	510
	CA50	15	8.0	6	83	498
	CA50	16	8.0	6	93	558
S343	CA50	17	8.0	6	79	474
	CA50	18	8.0	6	94	564
S350	CA60	19	5.0	14	59	826
	CA60	20	5.0	10	79	790
	CA60	21	5.0	2	255	510
	CA50	22	8.0	6	78	468
	CA50	23	8.0	6	98	588
S351	CA50	24	8.0	8	104	832
	CA50	25	8.0	6	114	684
S352	CA50	26	8.0	6	74	444
	CA50	27	8.0	6	89	534
S355	CA50	28	8.0	6	84	504
	CA50	29	8.0	6	89	534
S359	CA60	30	5.0	12	54	648
	CA60	31	5.0	9	69	621
	CA60	32	5.0	2	225	450
	CA50	33	8.0	6	73	438
	CA50	34	8.0	8	88	528
S363	CA60	35	5.0	13	59	767
	CA60	36	5.0	10	74	740
	CA60	37	5.0	2	245	490
	CA50	38	8.0	6	78	468
	CA50	39	8.0	6	93	558
4xS364	CA50	40	8.0	24	79	1896
	CA50	41	8.0	24	89	2136
2xS369	CA60	42	5.0	24	59	1416
	CA60	43	5.0	20	69	1380
	CA50	44	8.0	4	235	940
	CA50	45	8.0	12	78	936
	CA50	46	8.0	12	88	1056
2xS382	CA50	47	8.0	12	79	948
	CA50	48	8.0	12	99	1188
S387	CA50	49	8.0	6	114	684
	CA50	50	8.0	7	99	693
S388	CA50	51	8.0	12	79	1116
	CA50	52	8.0	8	109	872
S390	CA50	53	8.0	9	124	1116
	CA50	54	8.0	10	114	1140
2xS397	CA50	55	8.0	12	114	1368
	CA50	56	8.0	14	104	1456
S402	CA50	57	8.0	7	104	728
	CA50	58	8.0	6	114	684
S403	CA50	59	8.0	6	84	504
	CA50	60	8.0	6	89	534
2xS404	CA50	61	8.0	12	79	948
	CA50	62	8.0	12	89	1068
S405	CA60	63	5.0	19	94	1786
	CA60	64	5.0	17	104	1768
	CA60	65	5.0	2	375	750
	CA50	66	8.0	8	113	904
	CA50	67	8.0	7	123	861
3xS413	CA50	68	8.0	21	99	2079
	CA50	69	8.0	18	109	1962
S414	CA50	70	8.0	8	109	872
	CA50	71	8.0	7	124	868
2xS416	CA50	72	8.0	14	89	1246
	CA50	73	8.0	12	119	1428
22xS417	CA50	74	8.0	132	79	10428
	CA50	75	8.0	132	89	11748
12xS419	CA50	76	8.0	72	84	6048
	CA50	77	8.0	72	99	7128
S431	CA50	78	8.0	9	89	801
	CA50	79	8.0	6	134	804
3xS432	CA50	80	8.0	18	79	1422
	CA50	81	8.0	18	94	1692
6xS433	CA50	82	8.0	36	89	3204
	CA50	83	8.0	36	104	3744
S453	CA50	84	8.0	6	94	564
	CA50	85	8.0	6	104	624
S457	CA50	86	8.0	6	84	504
	CA50	87	8.0	6	89	534
S469	CA50	88	8.0	7	104	728
	CA50	89	8.0	6	114	684
2xS479	CA50	90	8.0	14	109	1526
	CA50	91	8.0	14	119	1666
S481	CA50	92	8.0	8	104	832
	CA50	93	8.0	6	129	774
S482	CA50	94	8.0	7	94	658
	CA50	95	8.0	6	119	714
S490	CA50	96	8.0	9	114	1026
	CA50	97	8.0	7	139	973
S491	CA50	98	8.0	8	94	752
	CA50	99	8.0	7	109	763
S493	CA60	100	5.0	25	94	2350
	CA60	101	5.0	22	109	2398
	CA60	102	5.0	3	385	1155
	CA50	103	8.0	10	123	1230
	CA50	104	8.0	8	138	1104
S498	CA50	105	8.0	11	99	1089
	CA50	106	8.0	10	109	1090
S499	CA50	107	8.0	9	99	891
	CA50	108	8.0	9	114	1026
2xS500	CA50	109	8.0	22	99	2178
	CA50	110	8.0	22	114	2508

Resumo do aço

AÇO	DIAM (mm)	C.TOTAL (m)	PESO + 2 % (kg)
CA50	8.0	1161.6	467.5
CA60	5.0	247.1	38.8
PESO TOTAL (kg)			
CA50	467.5		
CA60	38.8		

Volume de concreto (C-25) = 13.96 m³
Área de forma = 69.66 m²

Nº	Comentário	Data	Autor
0	Emissão inicial		AUGUSTO

PROJETO ENGENHARIA
RUA SAMUEL CEZAR, 440 / ÁGUA VERDE / FONE: (41) 99004-118
WWW.PROJETTAR.ENG.BR / COMERCIAL@PROJETTAR.ENG.BR

Obra:
HOSPITAL EM ALVENARIA
RUA DOS PESSEGUEIROS, 39

Código do Projeto :
6306

Proprietário:
MUNICIPIO DE CORREIA PINTO

Assinatura:

Autor Projeto:
AUGUSTO CESAR HENKE GRUBER
Autor Projeto
CREA PR-33.825/D

Assinatura:

Referências:
ARMADURA SAPATAS

Escala:
INDICADA

Prancha:
32
87

Desenho:
AUGUSTO

Coordenador:
AUGUSTO

Data:

Revisão:
R.0

PROJETO ESTRUTURAL

A0-1188x841mm

S502
PLANTA
ESC 1:25



CORTE
ESC 1:25

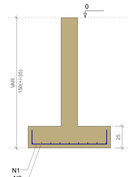

Solo compactado sobre a sapata
peso específico > 1600.00 kgf/m³

S503
PLANTA
ESC 1:25



CORTE
ESC 1:25



Solo compactado sobre a sapata
peso específico > 1600.00 kgf/m³

S506
PLANTA
ESC 1:25

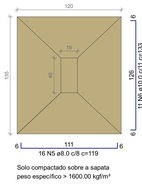

CORTE
ESC 1:25

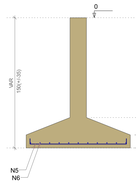

Solo compactado sobre a sapata
peso específico > 1600.00 kgf/m³

S507
PLANTA
ESC 1:25



CORTE
ESC 1:25



Solo compactado sobre a sapata
peso específico > 1600.00 kgf/m³

S301-302
PLANTA
ESC 1:25

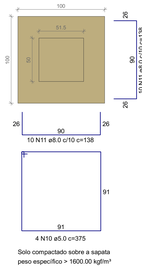

CORTE
ESC 1:25

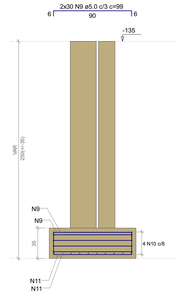

Solo compactado sobre a sapata
peso específico > 1600.00 kgf/m³

S304-305
PLANTA
ESC 1:25

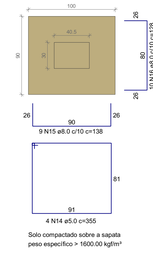

CORTE
ESC 1:25

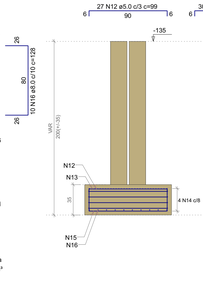

Solo compactado sobre a sapata
peso específico > 1600.00 kgf/m³

S308-309
PLANTA
ESC 1:25



CORTE
ESC 1:25

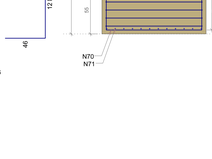

Solo compactado sobre a sapata
peso específico > 1600.00 kgf/m³

S312-313
PLANTA
ESC 1:25

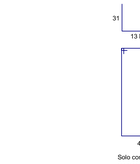

CORTE
ESC 1:25

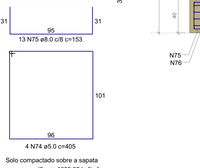

Solo compactado sobre a sapata
peso específico > 1600.00 kgf/m³

S346-347
PLANTA
ESC 1:25



CORTE
ESC 1:25



Solo compactado sobre a sapata
peso específico > 1600.00 kgf/m³

S391-392
PLANTA
ESC 1:25

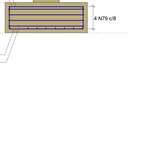

CORTE
ESC 1:25

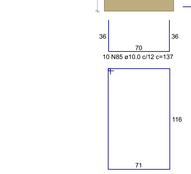

Solo compactado sobre a sapata
peso específico > 1600.00 kgf/m³

S398-399
PLANTA
ESC 1:25

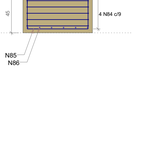

CORTE
ESC 1:25

Solo compactado sobre a sapata
peso específico > 1600.00 kgf/m³

S400-401
PLANTA
ESC 1:25

CORTE
ESC 1:25

Solo compactado sobre a sapata
peso específico > 1600.00 kgf/m³

S425-426
PLANTA
ESC 1:25

CORTE
ESC 1:25

Solo compactado sobre a sapata
peso específico > 1600.00 kgf/m³

S434-435
PLANTA
ESC 1:25

CORTE
ESC 1:25

Solo compactado sobre a sapata
peso específico > 1600.00 kgf/m³

S451-452
PLANTA
ESC 1:25

CORTE
ESC 1:25

Solo compactado sobre a sapata
peso específico > 1600.00 kgf/m³

S461-462
PLANTA
ESC 1:25

CORTE
ESC 1:25

Solo compactado sobre a sapata
peso específico > 1600.00 kgf/m³

S463-464
PLANTA
ESC 1:25

CORTE
ESC 1:25

Solo compactado sobre a sapata
peso específico > 1600.00 kgf/m³

S465-466
PLANTA
ESC 1:25

CORTE
ESC 1:25

Solo compactado sobre a sapata
peso específico > 1600.00 kgf/m³

S467-468
PLANTA
ESC 1:25

CORTE
ESC 1:25

Solo compactado sobre a sapata
peso específico > 1600.00 kgf/m³

S474-475
PLANTA
ESC 1:25

CORTE
ESC 1:25

Solo compactado sobre a sapata
peso específico > 1600.00 kgf/m³

Relação do aço

ELEMENTO	AÇO	N	DIAM (mm)	QUANT	C.UNIT (cm)	C.TOTAL (cm)
S502	CA50	1	8.0	11	114	1254
	CA50	2	8.0	9	124	1116
S503	CA50	3	8.0	10	99	990
	CA50	4	8.0	11	114	1254
S506	CA50	5	8.0	16	119	1904
	CA50	6	10.0	11	133	1463
S507	CA50	7	8.0	16	119	1904
	CA50	8	8.0	14	129	1806
S301-302	CA50	9	5.0	60	99	5940
	CA60	10	5.0	4	375	1500
	CA50	11	8.0	20	138	2760
S304-305	CA50	12	5.0	27	99	2673
	CA60	13	5.0	30	89	2670
	CA50	14	5.0	4	355	1420
	CA50	15	8.0	9	138	1242
	CA50	16	8.0	10	128	1280
S308-309	CA50	17	5.0	27	104	2808
	CA60	18	5.0	32	89	2848
	CA60	19	5.0	4	365	1460
	CA50	20	8.0	9	143	1287
	CA50	21	8.0	10	128	1280
S312-313	CA50	22	5.0	15	79	1185
	CA60	23	5.0	18	69	1242
	CA60	24	5.0	3	275	825
	CA50	25	8.0	6	108	648
	CA50	26	8.0	7	98	686
S346-347	CA60	27	5.0	37	74	2738
	CA60	28	5.0	22	119	2618
	CA60	29	5.0	4	365	1460
	CA50	30	8.0	14	123	1722
	CA50	31	8.0	9	168	1512
S391-392	CA60	32	5.0	37	74	2738
	CA60	33	5.0	22	119	2618
	CA60	34	5.0	4	365	1460
	CA50	35	8.0	14	123	1722
	CA50	36	8.0	9	168	1512
S398-399	CA60	37	5.0	34	124	4216
	CA60	38	5.0	39	109	4251
	CA60	39	5.0	4	445	1780
	CA50	40	10.0	9	182	1638
	CA50	41	10.0	10	167	1670
S400-401	CA60	42	5.0	5	485	2425
	CA50	43	6.3	36	106	3816
	CA50	44	6.3	24	151	3624
	CA50	45	10.0	13	172	2236
	CA50	46	10.0	9	217	1953
S425-426	CA60	47	5.0	22	114	2508
	CA60	48	5.0	35	74	2590
	CA60	49	5.0	4	355	1420
	CA50	50	8.0	9	163	1467
	CA50	51	8.0	14	123	1722
S434-435	CA60	52	5.0	27	104	2808
	CA60	53	5.0	32	89	2848
	CA60	54	5.0	4	365	1460
	CA50	55	8.0	9	143	1287
	CA50	56	8.0	10	128	1280
S451-452	CA60	57	5.0	30	109	3270
	CA60	58	5.0	34	99	3366
	CA60	59	5.0	4	395	1580
	CA50	60	8.0	12	158	1896
	CA50	61	8.0	13	148	1924
S461-462	CA60	62	5.0	32	64	2048
	CA60	63	5.0	19	104	1976
	CA60	64	5.0	4	315	1260
	CA50	65	8.0	10	103	1030
	CA50	66	8.0	6	143	858
S463-464	CA60	67	5.0	5	535	2675
	CA50	68	6.3	50	121	6050
	CA50	69	6.3	37	161	5957
	CA50	70	10.0	16	197	3152
	CA50	71	10.0	12	237	2844
S465-466	CA60	72	5.0	34	104	3536
	CA60	73	5.0	32	109	3488
	CA60	74	5.0	4	405	1620
	CA50	75	8.0	13	153	1989
	CA50	76	8.0	12	158	1896
S467-468	CA60	77	5.0	32	94	3008
	CA60	78	5.0	29	104	3016
	CA60	79	5.0	4	375	1500
	CA50	80	8.0	10	133	1330
	CA50	81	8.0	9	143	1287
S474-475	CA60	82	5.0	39	79	3081
	CA60	83	5.0	24	124	2976
	CA60	84	5.0	4	385	1540
	CA50	85	10.0	10	137	1370
	CA50	86	10.0	6	182	1092

Resumo do aço

AÇO	DIAM (mm)	C.TOTAL (m)	PESO + 2 % (kg)
CA50	6.3	193.5	48.3
	8.0	438.5	176.5
	10.0	174.2	109.5
CA60	5.0	1044.5	164.2
PESO TOTAL (kg)			
CA50	334.3		
CA60	164.2		

Volume de concreto (C-25) = 8.2 m³
Área de forma = 29.74 m²

Nº	Comentário	Data	Autor
0	Emissão inicial		AUGUSTO

PROJE ENGENHARIA
RUA SAMUEL CEZAR, 440 - AGUA VERDE - F. FONE: (41) 99506-4118
WWW.PROJETO41.ENG.BR - COMERCIAL@PROJETO41.ENG.BR

Obra:
HOSPITAL EM ALVENARIA
RUA DOS PESSEGUEIROS, SN

Código do Projeto: **6306**

Proprietário:
MUNICIPIO DE CORREIA PINTO

Assinatura:

Autor Projeto:
AUGUSTO CESAR HENKE GRUBER
Autor Projeto — CREA PR-33.829/D

Assinatura:

Referências:
ARMADURA SAPATAS

Escala: INDICADA
Desenho: AUGUSTO
Coordenador: AUGUSTO
Data:

Prancha: **33** 87
Revisão: R.0

PROJETO ESTRUTURAL

A0-1188x841mm

S476-478

PLANTA
ESC 1:25

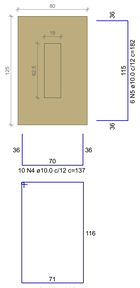

4 N3 ø5.0 c=385

Solo compactado sobre a sapata
peso específico > 1600.00 kgf/m³

CORTE
ESC 1:25

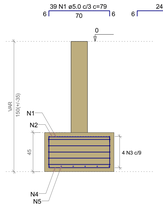

S487-488

PLANTA
ESC 1:25

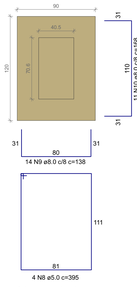

4 N8 ø5.0 c=395

Solo compactado sobre a sapata
peso específico > 1600.00 kgf/m³

CORTE
ESC 1:25

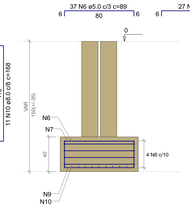

S504-505

PLANTA
ESC 1:25

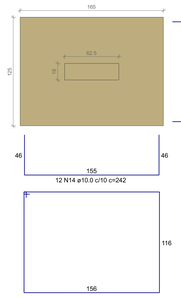

5 N11 ø5.0 c=555

Solo compactado sobre a sapata
peso específico > 1600.00 kgf/m³

CORTE
ESC 1:25

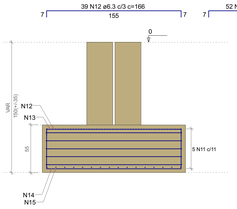

S320-321-322

PLANTA
ESC 1:25

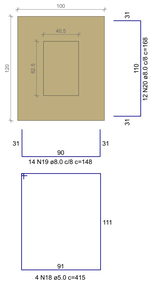

4 N18 ø5.0 c=415

Solo compactado sobre a sapata
peso específico > 1600.00 kgf/m³

CORTE
ESC 1:25

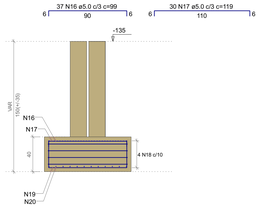

S393-394-395-396

PLANTA
ESC 1:25

5 N21 ø5.0 c=525

Solo compactado sobre a sapata
peso específico > 1600.00 kgf/m³

CORTE
ESC 1:25

S470-471-472-473

PLANTA
ESC 1:25

4 N28 ø5.0 c=465

Solo compactado sobre a sapata
peso específico > 1600.00 kgf/m³

CORTE
ESC 1:25

Relação do aço

ELEMENTO	AÇO	N	DIAM (mm)	QUANT	C.UNIT (cm)	C.TOTAL (cm)
S476-478	CA60	1	5.0	39	79	3081
	CA60	2	5.0	24	124	2976
	CA60	3	5.0	4	385	1540
	CA50	4	10.0	10	137	1370
	CA50	5	10.0	6	182	1092
S487-488	CA60	6	5.0	37	89	3293
	CA60	7	5.0	27	119	3213
	CA60	8	5.0	4	395	1580
	CA50	9	8.0	14	138	1932
	CA50	10	8.0	11	168	1848
S504-505	CA60	11	5.0	5	555	2775
	CA50	12	6.3	39	166	6474
	CA50	13	6.3	52	126	6552
	CA50	14	10.0	12	242	2904
	CA50	15	10.0	16	202	3232
S320-321-322	CA60	16	5.0	37	99	3663
	CA60	17	5.0	30	119	3570
	CA60	18	5.0	4	415	1660
	CA50	19	8.0	14	148	2072
	CA50	20	8.0	12	168	2016
S393-394-395-396	CA60	21	5.0	5	525	2625
	CA50	22	6.3	35	126	4410
	CA50	23	6.3	29	151	4379
	CA50	24	10.0	13	192	2496
	CA50	25	10.0	11	217	2387
S470-471-472-473	CA50	26	5.0	40	114	4560
	CA60	27	5.0	35	129	4515
	CA60	28	5.0	4	465	1860
	CA50	29	10.0	11	172	1892
	CA50	30	10.0	9	187	1683

Resumo do aço

AÇO	DIAM (mm)	C.TOTAL (m)	PESO + 2 % (kg)
CA50	6.3	218.2	54.4
	8.0	78.7	31.7
	10.0	170.6	107.3
CA60	5.0	409.2	64.3

PESO TOTAL (kg)	
CA50	193.4
CA60	64.3

Volume de concreto (C-25) = 4.11 m³
Área de forma = 13.43 m²

Nº	Comentário	Data	Autor
0	Emissão inicial		AUGUSTO

PROJETEC ENGENHARIA
RUA SAMUEL CEZAR, 440 - AGUA VERDE - FONE: (41) 99204-4116
WWW.PROJETTEK.ENG.BR - COMERCIAL@PROJETTEK.ENG.BR

Obra:
HOSPITAL EM ALVENARIA
RUA DOS PESSEGUEIROS, 94

Código do Projeto :
6306

Proprietário:
MUNICIPIO DE CORREIA PINTO

Assinatura:

Autor Projeto:
AUGUSTO CESAR HENKE GRUBER
Autor Projeto CREA PR-33.829/D

Assinatura:

Referências:
ARMADURA SAPATAS

Escala:
INDICADA

Prancha:
34
87

Desenho:
AUGUSTO

Coordenador:
AUGUSTO

Data:

Revisão:
R.0

PROJETO ESTRUTURAL

A0-1188x841mm



ARMAÇÃO SUPERIOR DO RADIER DO PAVIMENTO TÉRREO

escala 1:50

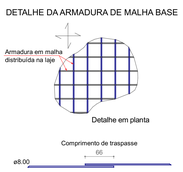



ARMAÇÃO INFERIOR DO RADIER DO PAVIMENTO TÉRREO

escala 1:50

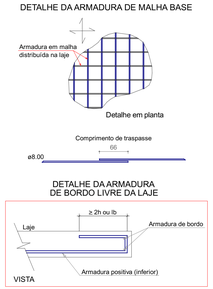

Relação do aço

ELEMENTO	AÇO	N	DIAM (mm)	QUANT	C.UNIT (cm)	C.TOTAL (cm)
Negativos	CA50	1	8.0	120	791	94920
	CA50	2	8.0	80	1191	95280
Positivos	CA50	3	8.0	84	1191	100044
	CA50	4	8.0	124	791	98084

Resumo do aço

AÇO	DIAM (mm)	C.TOTAL (m)	PESO + 2 % (kg)
CA50	8.0	3883.3	1562.9
PESO TOTAL (kg)			
CA50	1562.9		

Volume de concreto (C-25) = 19.2 m³
Área de forma = 8 m²

PLANTA DE VIGOTAS PRÉ-MOLDADAS

escala 1:50

Nº	Comentário	Data	Autor
0	Emissão inicial		AUGUSTO

PROJETTAR ENGENHARIA
RUA SAMUEL CEZAR, 440 - ÁGUA VERDE / FONE: (41) 99206-4118
WWW.PROJETTAR.ENG.BR / COMERCIAL@PROJETTAR.ENG.BR

Obra: **HOSPITAL EM ALVENARIA**
RUA DOS PESSEGUEIROS, SN

Código do Projeto: **6306**

Proprietário: **MUNICIPIO DE CORREIA PINTO**

Assinatura:

Autor Projeto: **AUGUSTO CESAR HENKE GRUBER**
Autor Projeto CREA PR-33.829/D

Assinatura:

Referências: ARMADURA RADIER

Escala: INDICADA

Desenho: AUGUSTO

Coordenador: AUGUSTO

Data:

Prancha: **35**
87

Revisão: R.0

PROJETO ESTRUTURAL

A0-1188x841mm

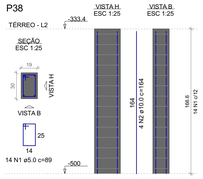

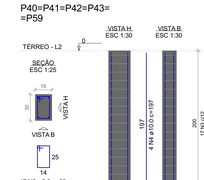

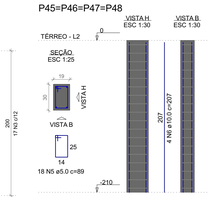

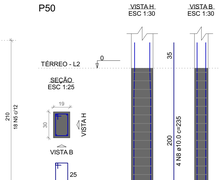

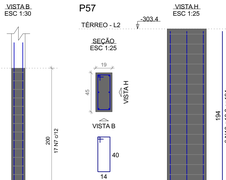

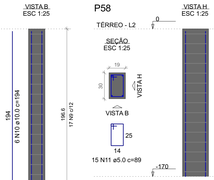

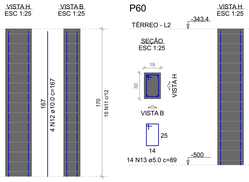

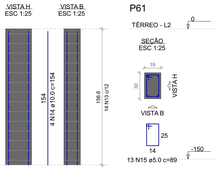

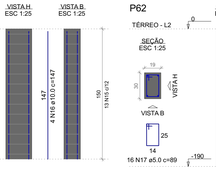

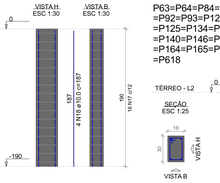

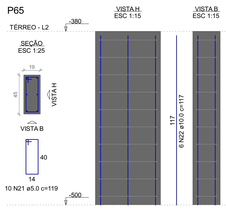

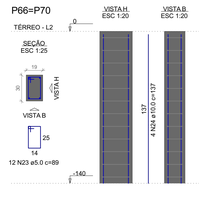

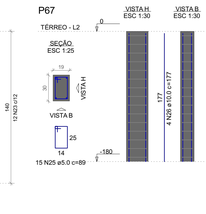

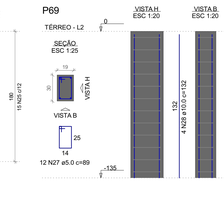

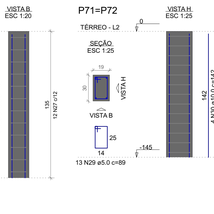

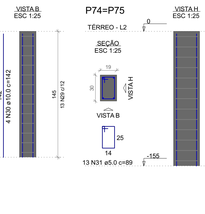

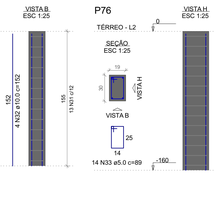

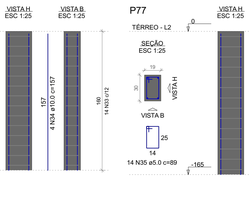

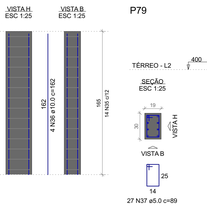

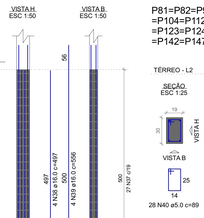

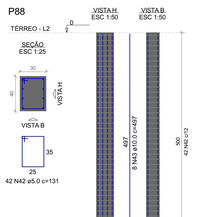

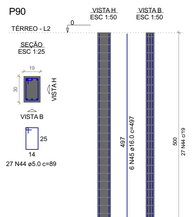

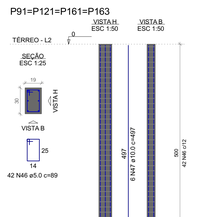



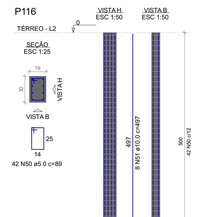

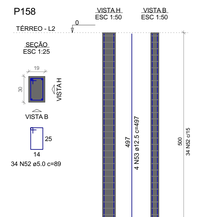

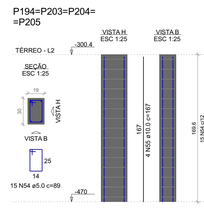

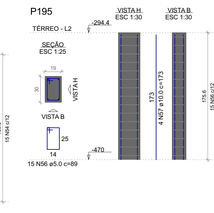

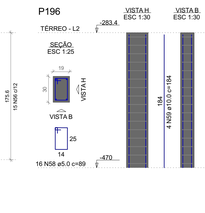

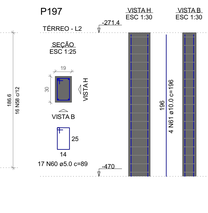

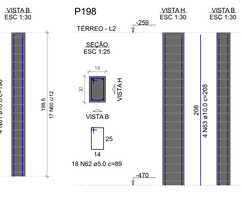

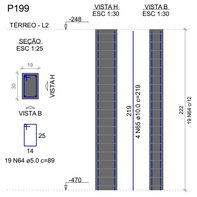

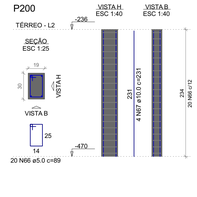

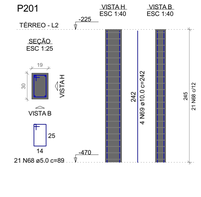

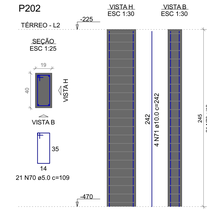

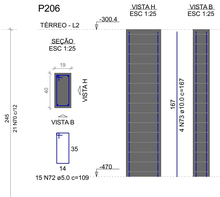

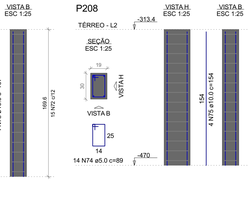

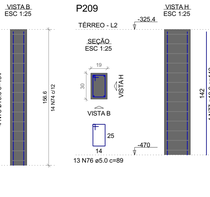

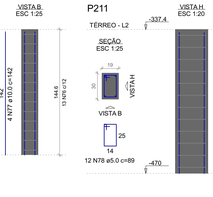

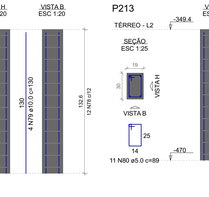

Relação do aço

ELEMENTO	AÇO	N	DIAM (mm)	QUANT	C.UNIT (cm)	C.TOTAL (cm)
P38	CA60	1	5.0	14	89	1246
	CA60	2	10.0	4	164	656
5xP40	CA60	3	5.0	85	89	7565
	CA50	4	10.0	20	197	3940
4xP45	CA60	5	5.0	72	89	6408
	CA50	6	10.0	16	207	3312
P50	CA60	7	5.0	17	89	1513
	CA50	8	10.0	4	235	940
P57	CA60	9	5.0	17	119	2023
	CA50	10	10.0	6	194	1164
P58	CA60	11	5.0	15	89	1335
	CA50	12	10.0	4	167	668
P60	CA60	13	5.0	14	89	1246
	CA50	14	10.0	4	154	616
P61	CA60	15	5.0	13	89	1157
	CA50	16	10.0	4	147	588
P62	CA60	17	5.0	16	89	1424
	CA50	18	10.0	4	187	748
18xP63	CA60	19	5.0	756	89	67284
	CA50	20	10.0	72	497	35784
P65	CA60	21	5.0	10	119	1190
	CA50	22	10.0	6	117	702
2xP66	CA60	23	5.0	24	89	2136
	CA50	24	10.0	8	137	1096
P67	CA60	25	5.0	15	89	1335
	CA50	26	10.0	4	177	708
P69	CA60	27	5.0	12	89	1068
	CA50	28	10.0	4	132	528
2xP71	CA60	29	5.0	26	89	2314
	CA50	30	10.0	8	142	1136
2xP74	CA60	31	5.0	26	89	2314
	CA50	32	10.0	8	152	1216
P76	CA60	33	5.0	14	89	1246
	CA50	34	10.0	4	157	628
P77	CA60	35	5.0	14	89	1246
	CA50	36	10.0	4	162	648
P79	CA60	37	5.0	27	89	2403
	CA50	38	16.0	4	497	1988
12xP81	CA50	39	16.0	56	497	2224
	CA60	40	5.0	336	89	29904
P88	CA50	41	10.0	48	332	15936
	CA60	42	5.0	42	131	5502
P90	CA60	43	10.0	8	497	3976
	CA50	44	5.0	27	89	2403
4xP91	CA50	45	16.0	6	497	2982
	CA60	46	5.0	168	89	14952
P115	CA50	47	10.0	24	497	11928
	CA60	48	5.0	56	151	8456
P116	CA50	49	12.5	6	497	2982
	CA60	50	5.0	42	89	3738
P158	CA50	51	10.0	8	497	3976
	CA60	52	5.0	34	89	3026
4xP194	CA50	53	12.5	4	497	1988
	CA60	54	5.0	60	89	5340
P195	CA50	55	10.0	16	167	2672
	CA60	56	5.0	15	89	1335
P196	CA50	57	10.0	4	173	692
	CA60	58	5.0	16	89	1424
P197	CA50	59	10.0	4	184	736
	CA60	60	5.0	17	89	1513
P198	CA50	61	10.0	4	196	784
	CA60	62	5.0	18	89	1602
P199	CA50	63	10.0	4	208	832
	CA60	64	5.0	19	89	1691
P200	CA50	65	10.0	4	219	876
	CA60	66	5.0	20	89	1780
P201	CA50	67	10.0	4	231	924
	CA60	68	5.0	21	89	1869
P202	CA50	69	10.0	4	242	968
	CA60	70	5.0	21	109	2289
P206	CA50	71	10.0	4	242	968
	CA60	72	5.0	15	109	1635
P208	CA50	73	10.0	4	167	668
	CA60	74	5.0	14	89	1246
P209	CA50	75	10.0	4	154	616
	CA60	76	5.0	13	89	1157
P211	CA50	77	10.0	4	142	568
	CA60	78	5.0	12	89	1068
P213	CA50	79	10.0	4	130	520
	CA60	80	5.0	11	89	979
P214	CA50	81	10.0	4	118	472
	CA60	82	5.0	3	89	267
P215	CA50	83	10.0	4	33	132
	CA60	84	5.0	10	89	890
P216	CA50	85	10.0	4	106	424
	CA60	86	5.0	9	89	801
P217	CA50	87	10.0	4	95	380
	CA60	88	5.0	5	89	445
P218	CA50	89	10.0	4	52	208
	CA60	90	5.0	8	89	712
3xP221	CA50	91	10.0	4	84	336
	CA60	92	5.0	21	89	1869
7xP226	CA50	93	10.0	12	73	876
	CA60	94	5.0	63	89	5607
2xP233	CA50	95	10.0	28	VAR	VAR
	CA60	96	5.0	26	89	2314
P235	CA50	97	10.0	8	VAR	VAR
	CA60	98	5.0	13	89	1157
10xP236	CA50	99	10.0	4	VAR	VAR
	CA60	100	5.0	90	89	8010
2xP238	CA50	101	10.0	40	VAR	VAR
	CA60	102	5.0	26	89	2314
19xP239	CA50	103	10.0	8	VAR	VAR
	CA60	104	5.0	247	89	21983
P245	CA60	106	5.0	13	89	1157
	CA50	107	10.0	4	VAR	VAR
P246	CA60	108	5.0	13	89	1157
	CA50	109	10.0	6	VAR	VAR
3xP247	CA60	110	5.0	39	89	3471
	CA50	111	10.0	12	VAR	VAR

Resumo do aço

AÇO	DIAM (mm)	C.TOTAL (m)	PESO + 2 % (kg)
CA50	10.0	1324.8	833.1
	12.5	49.7	48.8
	16.0	72	115.8
CA60	5.0	2515.2	395.4
PESO TOTAL (kg)			
CA50	997.7		
CA60	395.4		

Volume de concreto (C-25) = 25.22 m³
Área de forma = 380.31 m²

Nº	Comentário	Data	Autor
0	Emissão inicial		AUGUSTO

PROJE ENGENHARIA
RUA SAMUEL CEZAR, 440 - AGUA VERDE - F. FONE: (41) 99506-4118
WWW.PROJETAR.ENG.BR / COMERCIAL@PROJETAR.ENG.BR

Obra:
HOSPITAL EM ALVENARIA
RUA DOS PESSEGUEIROS, 39
Código do Projeto: **6306**

Proprietário:
MUNICIPIO DE CORREIA PINTO
Assinatura:

Autor Projeto:
AUGUSTO CESAR HENKE GRUBER
Autor Projeto CREA PR-33.829/D
Assinatura:

Referências:
ARMADURA PILARES

Escala: INDICADA
Desenho: AUGUSTO
Coordenador: AUGUSTO
Data:
Prancha: **36** / 87
Revisão: R.0

PROJETO ESTRUTURAL

A0-1188x841mm

P250

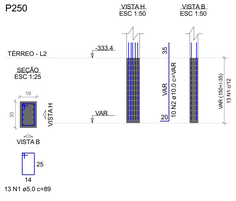

P251=P252=P382

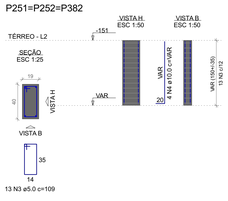

P253

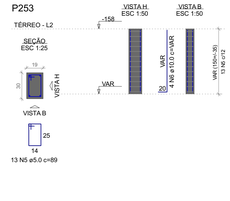

P254

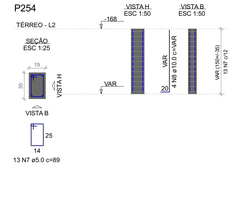

P255

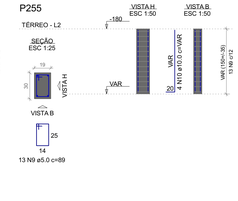

P256

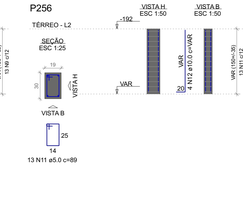

P257

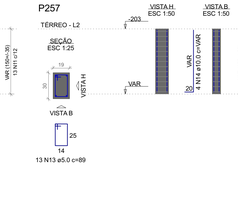

P259

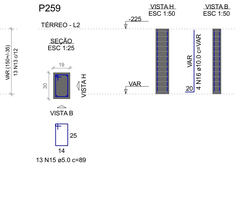

P260=P261

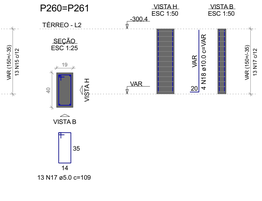

P262

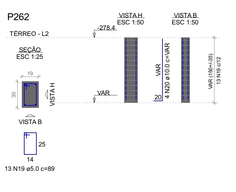

P263=P297

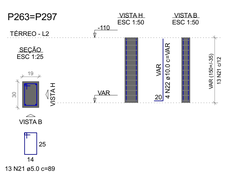

P265

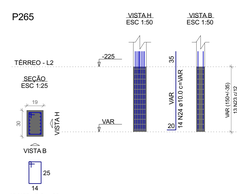

P266

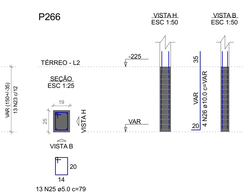

P267

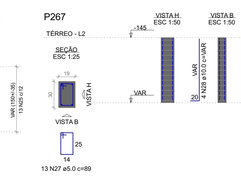

P268

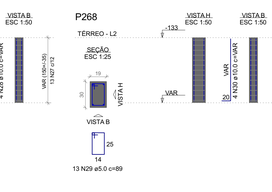

P269

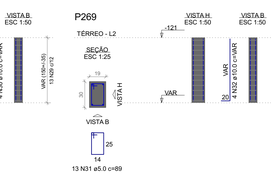

P270

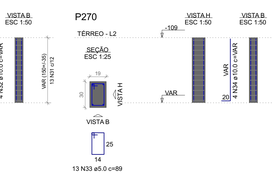

P271

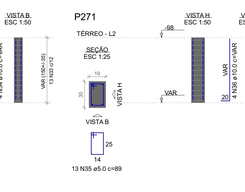

P272

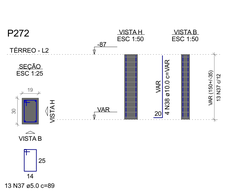

P273=P274

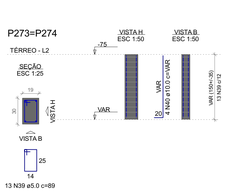

P275=P277=P279=P286

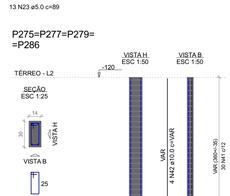

P276=P278=P280=P287

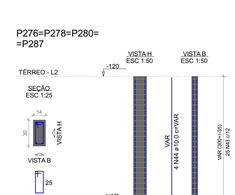

P281=P282=P283=P284=P285=P288=P289=P290=P291=P292

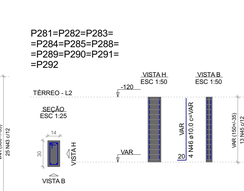

P293=P332=P333=P335

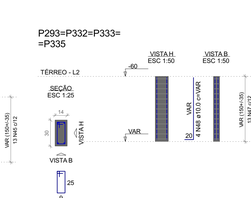

P294

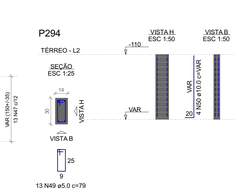

P295

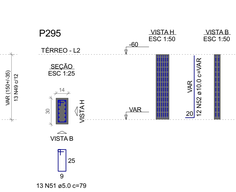

P296

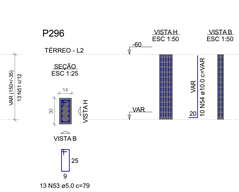

P298

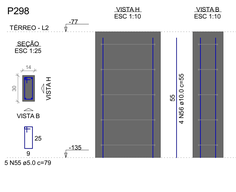

P299

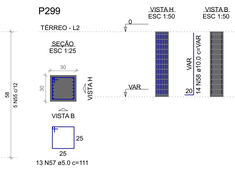

P300

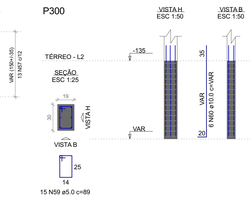

P301=P312=P313

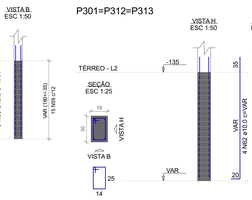

P302

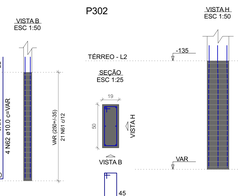

P303

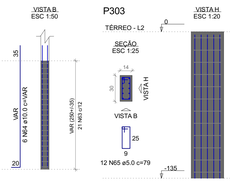

P304

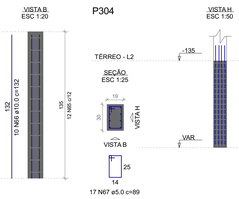

P305

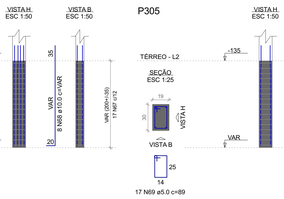

P306

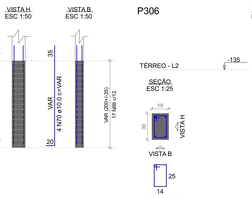

P307

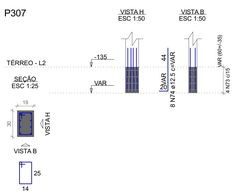

P308=P309

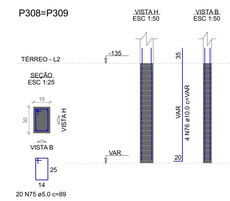

P310

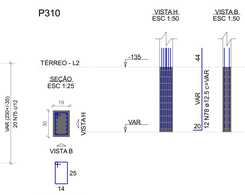

P311

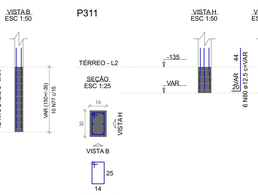

P314=P317=P318=P319=P334=P336=P337=P343=P346=P351

P315

P316

P320

Relação do aço

ELEMENTO	AÇO	N	DIAM (mm)	QUANT	C.UNIT (cm)	C.TOTAL (cm)
P250	CA60	1	5.0	13	89	1157
	CA50	2	10.0	10	VAR	VAR
3xP251	CA60	3	5.0	39	109	4251
	CA50	4	10.0	12	VAR	VAR
P253	CA60	5	5.0	13	89	1157
	CA50	6	10.0	4	VAR	VAR
P254	CA60	7	5.0	13	89	1157
	CA50	8	10.0	4	VAR	VAR
P255	CA60	9	5.0	13	89	1157
	CA50	10	10.0	4	VAR	VAR
P256	CA60	11	5.0	13	89	1157
	CA50	12	10.0	4	VAR	VAR
P257	CA60	13	5.0	13	89	1157
	CA50	14	10.0	4	VAR	VAR
P259	CA60	15	5.0	13	89	1157
	CA50	16	10.0	4	VAR	VAR
2xP260	CA60	17	5.0	26	109	2834
	CA50	18	10.0	8	VAR	VAR
P262	CA60	19	5.0	13	89	1157
	CA50	20	10.0	4	VAR	VAR
2xP263	CA60	21	5.0	26	89	2314
	CA50	22	10.0	8	VAR	VAR
P265	CA60	23	5.0	13	89	1157
	CA50	24	10.0	4	VAR	VAR
P266	CA60	25	5.0	13	79	1027
	CA50	26	10.0	4	VAR	VAR
P267	CA60	27	5.0	13	89	1157
	CA50	28	10.0	4	VAR	VAR
P268	CA60	29	5.0	13	89	1157
	CA50	30	10.0	4	VAR	VAR
P269	CA60	31	5.0	13	89	1157
	CA50	32	10.0	4	VAR	VAR
P270	CA60	33	5.0	13	89	1157
	CA50	34	10.0	4	VAR	VAR
P271	CA60	35	5.0	13	89	1157
	CA50	36	10.0	4	VAR	VAR
P272	CA60	37	5.0	13	89	1157
	CA50	38	10.0	4	VAR	VAR
2xP273	CA60	39	5.0	26	89	2314
	CA50	40	10.0	8	VAR	VAR
4xP275	CA60	41	5.0	120	79	9480
	CA50	42	10.0	16	VAR	VAR
4xP276	CA60	43	5.0	100	79	7900
	CA50	44	10.0	16	VAR	VAR
10xP281	CA60	45	5.0	130	79	10270
	CA50	46	10.0	40	VAR	VAR
4xP293	CA60	47	5.0	52	79	4108
	CA50	48	10.0	16	VAR	VAR
P294	CA60	49	5.0	13	79	1027
	CA50	50	10.0	4	VAR	VAR
P295	CA60	51	5.0	13	79	1027
	CA50	52	10.0	12	VAR	VAR
P296	CA60	53	5.0	13	79	1027
	CA50	54	10.0	10	VAR	VAR
P298	CA60	55	5.0	5	79	395
	CA50	56	10.0	4	55	220
P299	CA60	57	5.0	13	111	1443
	CA50	58	10.0	14	VAR	VAR
P300	CA60	59	5.0	15	89	1335
	CA50	60	10.0	6	VAR	VAR
3xP301	CA60	61	5.0	63	89	5607
	CA50	62	10.0	12	VAR	VAR
P302	CA60	63	5.0	21	129	2709
	CA50	64	10.0	6	VAR	VAR
P303	CA60	65	5.0	12	79	948
	CA50	66	10.0	10	132	1320
P304	CA60	67	5.0	17	89	1513
	CA50	68	10.0	8	VAR	VAR
P305	CA60	69	5.0	17	89	1513
	CA50	70	10.0	4	VAR	VAR
P306	CA60	71	5.0	18	89	1602
	CA50	72	16.0	4	VAR	VAR
P307	CA60	73	5.0	4	89	356
	CA50	74	12.5	8	VAR	VAR
2xP308	CA60	75	5.0	40	89	3560
	CA50	76	10.0	8	VAR	VAR
P310	CA60	77	5.0	10	89	890
	CA50	78	12.5	12	VAR	VAR
P311	CA60	79	5.0	4	89	356
	CA50	80	12.5	6	VAR	VAR
10xP314	CA60	81	5.0	130	89	11570
	CA50	82	10.0	40	VAR	VAR
P315	CA60	83	5.0	10	89	890
	CA50	84	12.5	8	VAR	VAR
P316	CA60	85	5.0	10	109	872
	CA50	86	10.0	16	70	1120
	CA50	87	16.0	4	VAR	VAR
P320	CA60	88	5.0	13	89	1157
	CA50	89	10.0	8	VAR	VAR
P321	CA60	90	5.0	10	87	872
	CA50	91	12.5	14	87	1218
	CA50	92	16.0	4	VAR	VAR
3xP322	CA60	93	5.0	39	89	3471
	CA50	94	10.0	18	VAR	VAR
3xP323	CA60	95	5.0	39	79	3081
	CA50	96	10.0	12	VAR	VAR
3xP324	CA60	97	5.0	39	79	3081
	CA50	98	10.0	12	VAR	VAR
P325	CA60	99	5.0	13	79	1027
	CA50	100	10.0	6	VAR	VAR
65xP328	CA60	101	5.0	845	89	75205
	CA50	102	10.0	260	VAR	VAR
2xP330	CA60	103	5.0	18	79	1422
	CA50	104	10.0	8	VAR	VAR
P341	CA60	105	5.0	13	99	1287
	CA50	106	10.0	6	VAR	VAR
P342	CA60	107	5.0	13	89	1157
	CA50	108	10.0	4	VAR	VAR
P344	CA60	109	5.0	13	89	1157
	CA50	110	10.0	4	VAR	VAR
P345	CA60	111	5.0	13	89	1157
	CA50	112	10.0	4	VAR	VAR

Resumo do aço

AÇO	DIAM (mm)	C.TOTAL (m)	PESO + 2 % (kg)
CA50	10.0	1344.7	845.6
	12.5	70	68.7
	16.0	33.4	53.7
CA60	5.0	1945.7	305.9
PESO TOTAL (kg)			
CA50	968		
CA60	305.9		

Volume de concreto (C-25) = 18.94 m³
Área de forma = 214.64 m²

P321

P322=P339=P340

P323=P326=P359

P324=P327=P338

P325

P328=P329=P413=P414=P415=P417=P419=P420=P421=P422=P423=P424=P425=P426=P427=P428=P429=P430=P432=P433=P435=P436=P437=P438=P439=P440=P441=P442=P443=P444=P445=P448=P449=P450=P451=P452=P453=P454=P455=P457=P460=P461=P462=P465=P466=P467=P472=P474=P476=P479=P480=P484=P486=P487=P488=P491=P492=P493=P494=P495=P496=P497=P498=P499=P504

P330=P331

P341

P342

P344

P345

Nº	Comentário	Data	Autor
0	Emissão inicial		AUGUSTO

PROJETO ENGENHARIA
RUA SAMUEL CEZAR, 440 - AGUA VERDE / FONE: (41) 99204-4118
WWW.PROJETO764.ENG.BR / COMERCIAL@PROJETO764.ENG.BR

Obra:
HOSPITAL EM ALVENARIA
RUA DOS PESSEGUEIROS, SN

Código do Projeto :
6306

Proprietário:
MUNICIPIO DE CORREIA PINTO

Assinatura:

Autor Projeto:
AUGUSTO CESAR HENKE GRUBER
Autor Projeto — CREA PR-33.829/D

Assinatura:

Referência:
ARMADURA PILARES

Escala:
INDICADA

Prancha:
37
87

Desenho:
AUGUSTO

Coordenador:
AUGUSTO

Data:

Revisão:
R.0

PROJETO ESTRUTURAL

AO-1188x841mm

P347

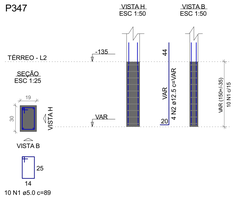

10 N1 ø5.0 c=89

P348

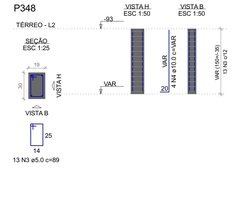

13 N3 ø5.0 c=89

P350=P352

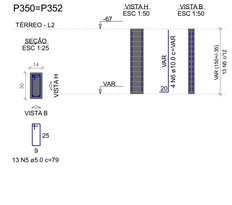

13 N5 ø5.0 c=79

P353=P380

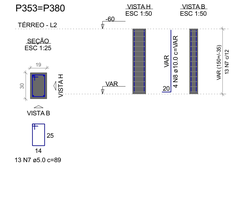

13 N7 ø5.0 c=89

P354

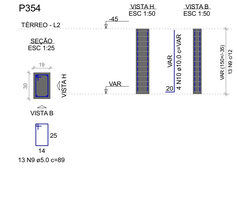

13 N9 ø5.0 c=89

P355

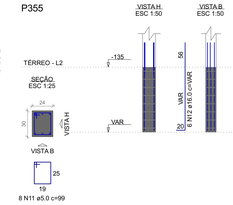

8 N11 ø5.0 c=99

P356

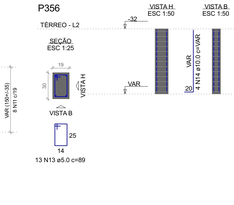

13 N13 ø5.0 c=89

P357=P377

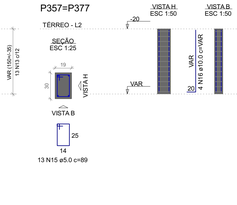

13 N15 ø5.0 c=89

P358

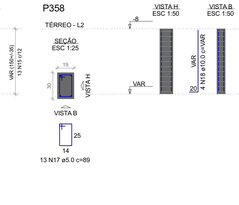

13 N17 ø5.0 c=89

P371

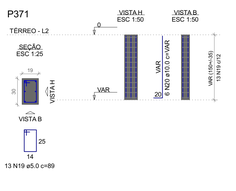

13 N19 ø5.0 c=89

P373

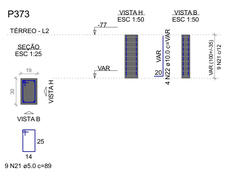

9 N21 ø5.0 c=89

P376

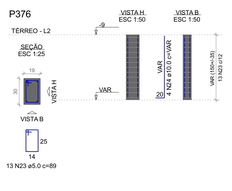

13 N23 ø5.0 c=89

P378

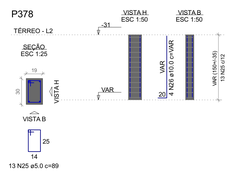

13 N25 ø5.0 c=89

P379

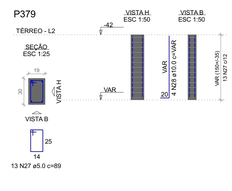

13 N27 ø5.0 c=89

P381

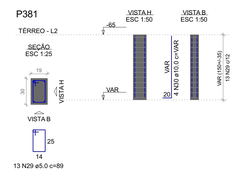

13 N29 ø5.0 c=89

P383=P384=P385=P386

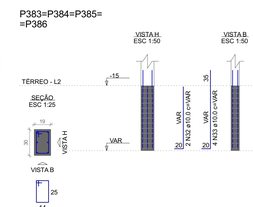

13 N31 ø5.0 c=89

P387

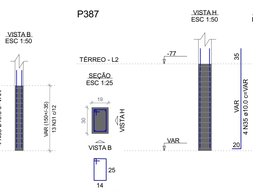

17 N34 ø5.0 c=89

P388=P389=P393= =P396=P397=P398= =P401

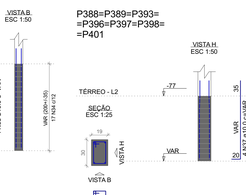

13 N36 ø5.0 c=89

P390

10 N38 ø5.0 c=89

P391

8 N40 ø5.0 c=89

P392=P394

10 N42 ø5.0 c=89

P395

8 N44 ø5.0 c=89

P399

10 N46 ø5.0 c=89

P400

8 N48 ø5.0 c=89

P402

17 N50 ø5.0 c=89

P416=P418

13 N52 ø5.0 c=129

P431

13 N54 ø5.0 c=139

P434=P456=P468= =P500=P501=P502= =P503

13 N56 ø5.0 c=89

P446=P447

13 N58 ø5.0 c=89

P458

13 N60 ø5.0 c=89

P459

10 N62 ø5.0 c=89

P464

8 N64 ø5.0 c=89

P469=P485

8 N66 ø5.0 c=89

P470

13 N69 ø5.0 c=111

P471

13 N72 ø5.0 c=89

P473=P475=P478= =P483=P489=P505

8 N75 ø5.0 c=89

P481

5 N77 ø5.0 c=109

P482

13 N79 ø5.0 c=109

P490

13 N81 ø5.0 c=119

P506

8 N83 ø5.0 c=109

P507

8 N86 ø5.0 c=99

Relação do aço

ELEMENTO	AÇO	N	DIAM (mm)	QUANT	C.UNIT (cm)	C.TOTAL (cm)
P347	CA60	1	5.0	10	89	890
	CA50	2	12.5	4	VAR	VAR
P348	CA60	3	5.0	13	89	1157
	CA50	4	10.0	4	VAR	VAR
2xP350	CA60	5	5.0	26	79	2054
	CA50	6	10.0	8	VAR	VAR
2xP353	CA60	7	5.0	26	89	2314
	CA50	8	10.0	8	VAR	VAR
P354	CA60	9	5.0	13	89	1157
	CA50	10	10.0	4	VAR	VAR
P355	CA60	11	5.0	8	99	792
	CA50	12	16.0	6	VAR	VAR
P356	CA60	13	5.0	13	89	1157
	CA50	14	10.0	4	VAR	VAR
2xP357	CA60	15	5.0	26	89	2314
	CA50	16	10.0	8	VAR	VAR
P358	CA60	17	5.0	13	89	1157
	CA50	18	10.0	4	VAR	VAR
P371	CA60	19	5.0	13	89	1157
	CA50	20	10.0	6	VAR	VAR
P373	CA60	21	5.0	9	89	801
	CA50	22	10.0	4	VAR	VAR
P376	CA60	23	5.0	13	89	1157
	CA50	24	10.0	4	VAR	VAR
P378	CA60	25	5.0	13	89	1157
	CA50	26	10.0	4	VAR	VAR
P379	CA60	27	5.0	13	89	1157
	CA50	28	10.0	4	VAR	VAR
P381	CA60	29	5.0	13	89	1157
	CA50	30	10.0	4	VAR	VAR
4xP383	CA60	31	5.0	52	89	4628
	CA50	32	10.0	8	VAR	VAR
	CA50	33	10.0	16	VAR	VAR
P387	CA60	34	5.0	17	89	1513
	CA50	35	10.0	4	VAR	VAR
7xP388	CA60	36	5.0	91	89	8099
	CA50	37	10.0	28	VAR	VAR
P390	CA60	38	5.0	10	89	890
	CA50	39	12.5	8	VAR	VAR
P391	CA60	40	5.0	8	89	712
	CA50	41	16.0	4	VAR	VAR
2xP392	CA60	42	5.0	20	89	1780
	CA50	43	12.5	8	VAR	VAR
P395	CA60	44	5.0	8	89	712
	CA50	45	16.0	8	VAR	VAR
P399	CA60	46	5.0	10	89	890
	CA50	47	12.5	12	VAR	VAR
P400	CA60	48	5.0	8	89	712
	CA50	49	16.0	6	VAR	VAR
P402	CA60	50	5.0	17	89	1513
	CA50	51	10.0	8	VAR	VAR
2xP416	CA60	52	5.0	26	129	3354
	CA50	53	10.0	12	VAR	VAR
P431	CA60	54	5.0	13	139	1807
	CA50	55	10.0	6	VAR	VAR
7xP434	CA60	56	5.0	91	89	8099
	CA50	57	10.0	42	VAR	VAR
2xP446	CA60	58	5.0	26	89	2314
	CA50	59	10.0	16	VAR	VAR
P458	CA60	60	5.0	13	89	1157
	CA50	61	10.0	12	VAR	VAR
P459	CA60	62	5.0	10	89	890
	CA50	63	12.5	4	VAR	VAR
P464	CA60	64	5.0	8	89	712
	CA50	65	16.0	4	VAR	VAR
2xP469	CA60	66	5.0	16	89	1424
	CA50	67	10.0	12	70	840
	CA50	68	10.0	8	VAR	VAR
P470	CA60	69	5.0	13	111	1443
	CA50	70	10.0	2	VAR	VAR
	CA50	71	10.0	6	VAR	VAR
P471	CA60	72	5.0	13	89	1157
	CA50	73	10.0	2	VAR	VAR
	CA50	74	10.0	4	VAR	VAR
6xP473	CA60	75	5.0	48	89	4272
	CA50	76	16.0	24	VAR	VAR
P481	CA60	77	5.0	5	109	545
	CA50	78	10.0	4	VAR	VAR
P482	CA60	79	5.0	13	109	1417
	CA50	80	10.0	4	VAR	VAR
P490	CA60	81	5.0	13	119	1547
	CA50	82	10.0	6	VAR	VAR
P506	CA60	83	5.0	8	109	872
	CA50	84	10.0	6	70	420
	CA50	85	16.0	4	VAR	VAR
P507	CA60	86	5.0	8	99	792
	CA50	87	16.0	8	VAR	VAR

Resumo do aço

AÇO	DIAM (mm)	C.TOTAL (m)	PESO + 2 % (kg)
CA50	10.0	472.9	297.4
	12.5	74.6	73.2
	16.0	154.6	248.9
CA60	5.0	728.3	114.5
PESO TOTAL (kg)			
CA50	619.5		
CA60	114.5		

Volume de concreto (C-25) = 5.98 m³
Área de forma = 77.36 m²

Nº	Comentário	Data	Autor
0	Emissão inicial		AUGUSTO

PROJE ENGENHARIA
RUA SAMUEL CEZAR, 440 - ÁGUA VERDE - F.FONE: 41) 99206-4118
WWW.PROJETTAR.ENG.BR - COMERCIAL@PROJETTAR.ENG.BR

Obra:
HOSPITAL EM ALVENARIA
RUA DOM PEDRO II,QUIROZ, SN

Código do Projeto:
6306

Proprietário:
MUNICIPIO DE CORREIA PINTO

Assinatura:

Autor Projeto:
AUGUSTO CESAR HENKE GRUBER
Autor Projeto CREA PR-33.829/D

Assinatura:

Referências:
ARMADURA PILARES

Escala:
INDICADA

Desenho:
AUGUSTO

Coordenador:
AUGUSTO

Data:

Prancha:
38
87

Revisão:
R.0

PROJETO ESTRUTURAL

A0-1188x841mm

V2001
ESC 1:50

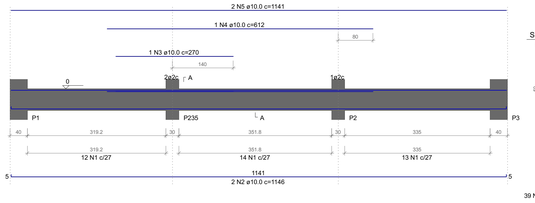

SEÇÃO A-A
ESC 1:25



V2002
ESC 1:50

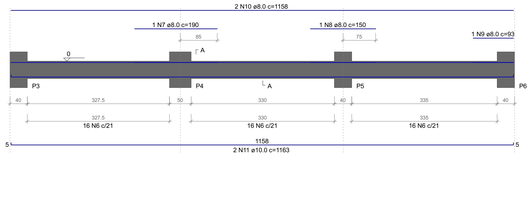

SEÇÃO A-A
ESC 1:25



V2003
ESC 1:50

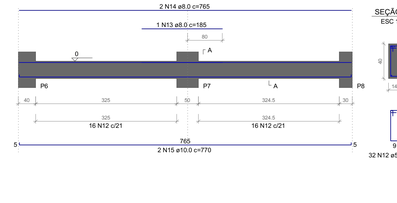

SEÇÃO A-A
ESC 1:25

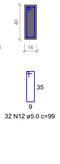

V2004
ESC 1:50

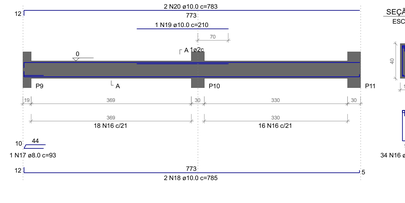

SEÇÃO A-A
ESC 1:25



V2005
ESC 1:50

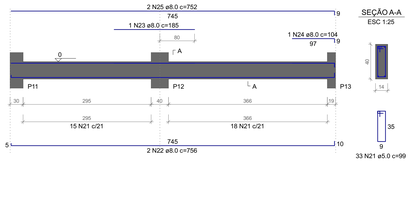

SEÇÃO A-A
ESC 1:25

V2006
ESC 1:50

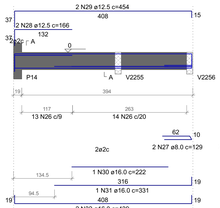

SEÇÃO A-A
ESC 1:25



V2007
ESC 1:50

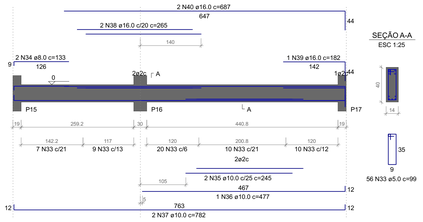

SEÇÃO A-A
ESC 1:25

V2008
ESC 1:50

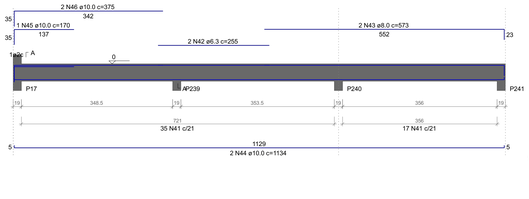

SEÇÃO A-A
ESC 1:25



V2009
ESC 1:50

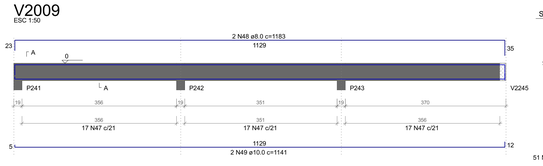

SEÇÃO A-A
ESC 1:25



V2010
ESC 1:50

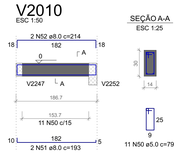

SEÇÃO A-A
ESC 1:25

V2011
ESC 1:50

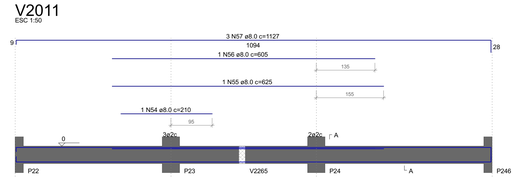

SEÇÃO A-A
ESC 1:25



V2012
ESC 1:50

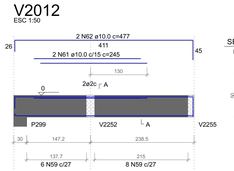

SEÇÃO A-A
ESC 1:25



V2013
ESC 1:50

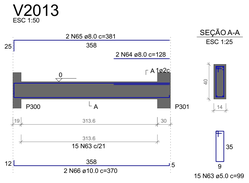

SEÇÃO A-A
ESC 1:25

V2014
ESC 1:50

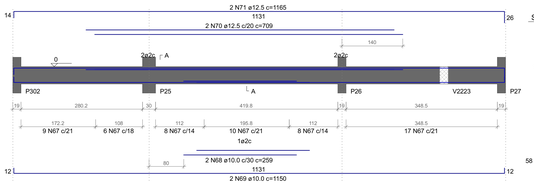

SEÇÃO A-A
ESC 1:25

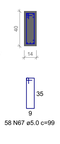

V2015
ESC 1:50

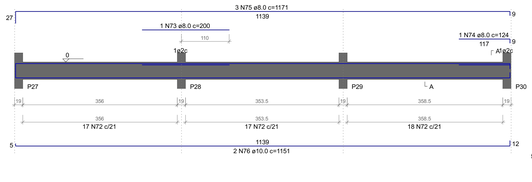

SEÇÃO A-A
ESC 1:25



V2016
ESC 1:50

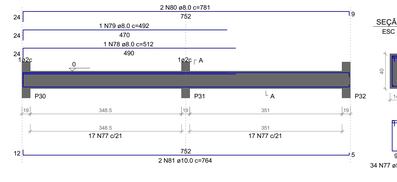

SEÇÃO A-A
ESC 1:25



V2017
ESC 1:50

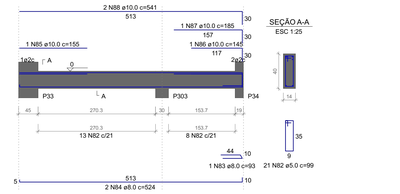

SEÇÃO A-A
ESC 1:25

V2018
ESC 1:50

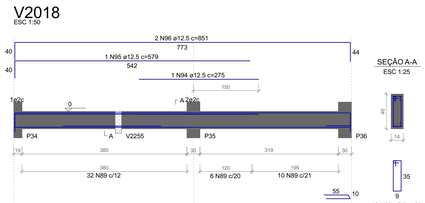

SEÇÃO A-A
ESC 1:25

V2019
ESC 1:50

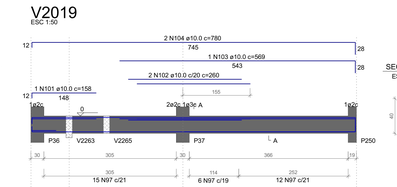

SEÇÃO A-A
ESC 1:25



V2020
ESC 1:50

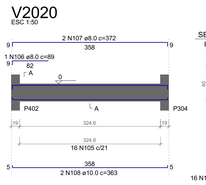

SEÇÃO A-A
ESC 1:25

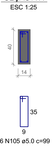

V2021
ESC 1:50

SEÇÃO A-A
ESC 1:25

V2022
ESC 1:50

SEÇÃO A-A
ESC 1:25

V2023
ESC 1:50

SEÇÃO A-A
ESC 1:25

V2024
ESC 1:50

SEÇÃO A-A
ESC 1:25

V2025
ESC 1:50

SEÇÃO A-A
ESC 1:25

V2026
ESC 1:50

SEÇÃO A-A
ESC 1:25

Relação do aço

ELEMENTO	AÇO	N	DIAM (mm)	QUANT	C.UNIT (cm)	C.TOTAL (cm)
V2001	CA60	1	5.0	39	119	4641
	CA50	2	10.0	2	1146	2292
	CA50	3	10.0	1	270	270
	CA50	4	10.0	1	612	612
	CA50	5	10.0	2	1141	2282
V2002	CA60	6	5.0	48	99	4752
	CA50	7	8.0	1	190	190
	CA50	8	8.0	1	150	150
	CA50	9	8.0	1	93	93
	CA50	10	8.0	2	1158	2316
	CA50	11	10.0	2	1163	2326
V2003	CA60	12	5.0	32	99	3168
	CA50	13	8.0	1	185	185
	CA50	14	8.0	2	765	1530
	CA50	15	10.0	2	770	1540
V2004	CA60	16	5.0	34	99	3366
	CA50	17	8.0	1	93	93
	CA50	18	10.0	2	785	1570
	CA50	19	10.0	1	210	210
	CA50	20	10.0	2	783	1566
V2005	CA60	21	5.0	33	99	3267
	CA50	22	8.0	2	756	1512
	CA50	23	8.0	1	185	185
	CA50	24	8.0	1	104	104
	CA50	25	8.0	2	752	1504
V2006	CA60	26	5.0	27	99	2673
	CA50	27	8.0	2	129	258
	CA50	28	12.5	2	166	332
	CA50	29	12.5	2	454	908
	CA50	30	16.0	1	222	222
	CA50	31	16.0	1	331	331
	CA50	32	16.0	2	439	878
V2007	CA60	33	5.0	56	99	5544
	CA50	34	8.0	2	133	266
	CA50	35	10.0	2	245	490
	CA50	36	10.0	1	477	477
	CA50	37	10.0	2	782	1564
	CA50	38	16.0	2	265	530
	CA50	39	16.0	1	182	182
	CA50	40	16.0	2	687	1374
V2008	CA60	41	5.0	52	99	5148
	CA50	42	6.3	2	255	510
	CA50	43	8.0	2	573	1146
	CA50	44	10.0	2	1134	2268
	CA50	45	10.0	1	170	170
	CA50	46	10.0	2	375	750
V2009	CA60	47	5.0	51	99	5049
	CA50	48	8.0	2	1183	2366
	CA50	49	10.0	2	1141	2282
V2010	CA60	50	5.0	11	79	869
	CA50	51	8.0	2	193	386
	CA50	52	8.0	2	214	428
V2011	CA60	53	5.0	49	99	4851
	CA50	54	8.0	1	210	210
	CA50	55	8.0	1	625	625
	CA50	56	8.0	1	605	605
	CA50	57	8.0	3	1127	3381
	CA50	58	10.0	2	1113	2226
V2012	CA60	59	5.0	14	119	1666
	CA50	60	8.0	2	422	844
	CA50	61	10.0	2	245	490
	CA50	62	10.0	2	477	954
V2013	CA60	63	5.0	15	99	1485
	CA50	64	8.0	2	128	256
	CA50	65	8.0	2	381	762
	CA50	66	10.0	2	370	740
V2014	CA60	67	5.0	58	99	5742
	CA50	68	10.0	2	259	518
	CA50	69	10.0	2	1150	2300
	CA50	70	12.5	2	709	1418
	CA50	71	12.5	2	1165	2330
V2015	CA60	72	5.0	52	99	5148
	CA50	73	8.0	1	200	200
	CA50	74	8.0	1	124	124
	CA50	75	8.0	3	1171	3513
	CA50	76	10.0	2	1151	2302
V2016	CA60	77	5.0	34	99	3366
	CA50	78	8.0	1	512	512
	CA50	79	8.0	1	492	492
	CA50	80	8.0	2	781	1562
	CA50	81	10.0	2	764	1528
V2017	CA60	82	5.0	21	99	2079
	CA50	83	8.0	1	93	93
	CA50	84	8.0	2	524	1048
	CA50	85	8.0	1	155	155
	CA50	86	10.0	1	145	145
	CA50	87	10.0	1	185	185
	CA50	88	10.0	2	541	1082
V2018	CA60	89	5.0	48	99	4752
	CA50	90	8.0	1	115	115
	CA50	91	10.0	1	225	225
	CA50	92	10.0	1	417	417
	CA50	93	10.0	2	792	1584
	CA50	94	12.5	1	275	275
	CA50	95	12.5	1	579	579
	CA50	96	12.5	2	851	1702
V2019	CA60	97	5.0	33	99	3267
	CA50	98	8.0	1	115	115
	CA50	99	10.0	1	403	403
	CA50	100	10.0	2	764	1528
	CA50	101	10.0	1	158	158
	CA50	102	10.0	2	260	520
	CA50	103	10.0	1	569	569
	CA50	104	10.0	2	780	1560
V2020	CA60	105	5.0	16	99	1584
	CA50	106	8.0	1	89	89
	CA50	107	8.0	2	372	744
	CA50	108	10.0	2	363	726
V2021	CA60	109	5.0	54	99	5346
	CA50	110	8.0	2	108	216
	CA50	111	10.0	3	294	882
	CA50	112	10.0	2	1014	2028
	CA50	113	16.0	1	260	260
	CA50	114	16.0	1	275	275
	CA50	115	16.0	2	959	1918
V2022	CA60	116	5.0	28	109	3052
	CA50	117	8.0	3	646	1938
	CA50	118	10.0	2	651	1302
V2023	CA60	119	5.0	28	109	3052
	CA50	120	8.0	3	646	1938
	CA50	121	10.0	2	651	1302
V2024	CA60	122	5.0	44	99	4356
	CA50	123	8.0	2	108	216
	CA50	124	10.0	2	257	514
	CA50	125	10.0	1	509	509
	CA50	126	10.0	2	780	1560
	CA50	127	16.0	1	275	275
	CA50	128	16.0	1	187	187
	CA50	129	16.0	2	743	1486
V2025	CA60	130	5.0	23	99	2277
	CA50	131	10.0	1	304	304
	CA50	132	10.0	2	532	1064
	CA50	133	10.0	1	153	153
	CA50	134	10.0	1	147	147
	CA50	135	10.0	1	187	187
	CA50	136	10.0	2	552	1104
V2026	CA60	137	5.0	61	119	7259
	CA50	138	10.0	1	334	334
	CA50	139	10.0	2	835	1670
	CA50	140	10.0	1	290	290
	CA50	141	10.0	4	666	2664
	CA50	142	10.0	1	260	260
	CA50	143	10.0	1	476	476
	CA50	144	10.0	2	594	1188
	CA50	145	16.0	2	340	680
	CA50	146	16.0	1	239	239
	CA50	147	16.0	2	983	1966

Resumo do aço

AÇO	DIAM (mm)	C.TOTAL (m)	PESO + 2 % (kg)
CA50	6.3	5.1	1.3
	8.0	323.1	130
	10.0	589.3	370.5
	12.5	75.5	74.1
	16.0	108.1	173.9
CA60	5.0	977.6	153.7
PESO TOTAL (kg)			
CA50	749.9		
CA60	153.7		

Volume de concreto (C-25) = 10.9 m³
Área de forma = 137.25 m²

Nº	Comentário	Data	Autor
0	Emissão inicial		AUGUSTO

PROJETENGENHARIA
RUA SAMUEL CEZAR, 440 - AGUA VERDE - T. (DDD) +41 99206-4118
WWW.PROJETTAR.ENG.BR / COMERCIAL@PROJETTAR.ENG.BR

Obra:
HOSPITAL EM ALVENARIA
RUA DOM PEDRO II,QUEIROZ, SN

Código do Projeto: **6306**

Proprietário:
MUNICIPIO DE CORREIA PINTO

Assinatura:

Autor Projeto:
AUGUSTO CESAR HENKE GRUBER
Autor Projeto — CREA PR-33.825/D

Assinatura:

Referências:
ARMADURA VIGAS

Escala: INDICADA
Desenho: AUGUSTO
Coordenador: AUGUSTO
Data:

Prancha: **39** / 87
Revisão: R.0

PROJETO ESTRUTURAL

A0-1188x841mm

V2027
ESC 1:50

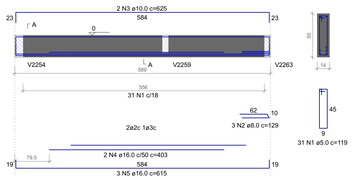

SEÇÃO A-A
ESC 1:25

V2028
ESC 1:50

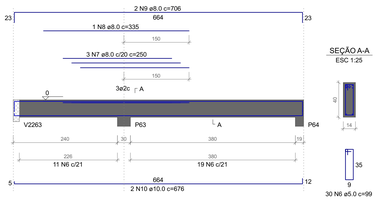

SEÇÃO A-A
ESC 1:25

V2029
ESC 1:50

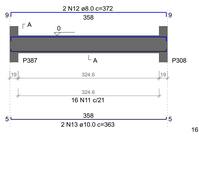

SEÇÃO A-A
ESC 1:25



V2030
ESC 1:50

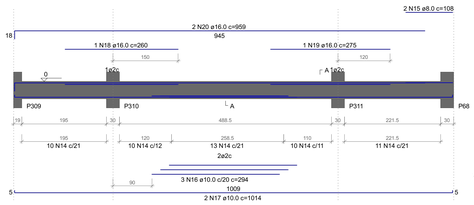

SEÇÃO A-A
ESC 1:25

V2031
ESC 1:50

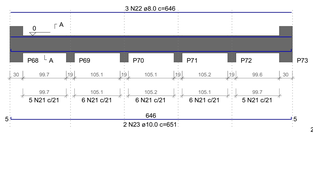

SEÇÃO A-A
ESC 1:25



V2032
ESC 1:50

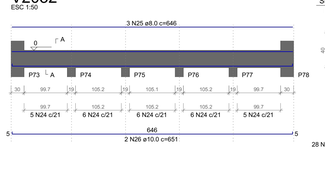

SEÇÃO A-A
ESC 1:25

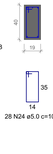

V2033
ESC 1:50

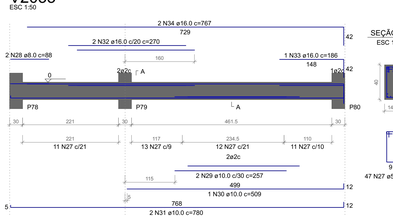

SEÇÃO A-A
ESC 1:25

V2034
ESC 1:50

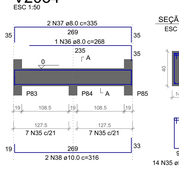

SEÇÃO A-A
ESC 1:25



V2035
ESC 1:50

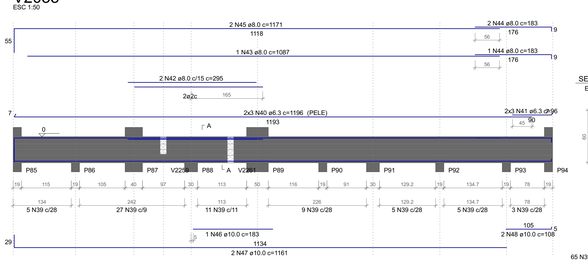

SEÇÃO A-A
ESC 1:25

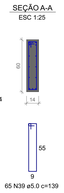

V2036
ESC 1:50

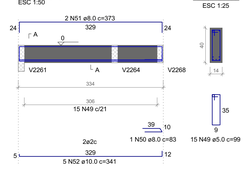

SEÇÃO A-A
ESC 1:25

V2037
ESC 1:50

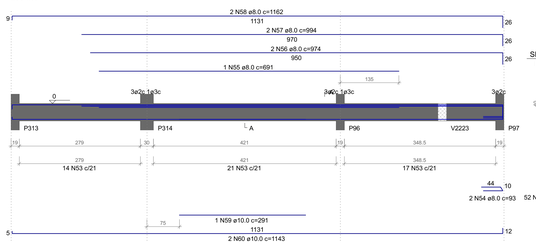

SEÇÃO A-A
ESC 1:25



V2038
ESC 1:50

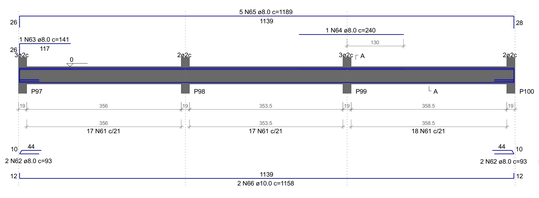

SEÇÃO A-A
ESC 1:25

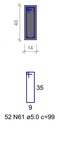

V2039
ESC 1:50

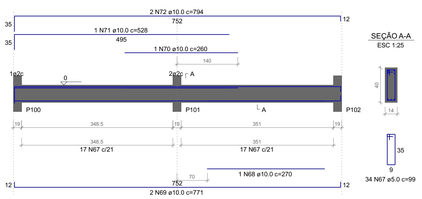

SEÇÃO A-A
ESC 1:25

V2040
ESC 1:50

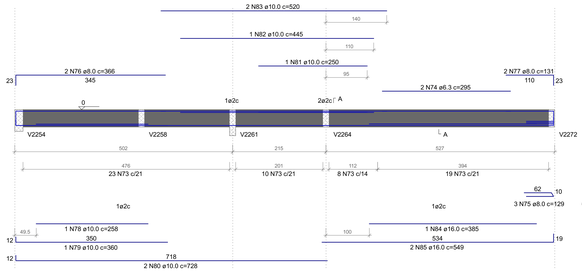

SEÇÃO A-A
ESC 1:25



V2041
ESC 1:50

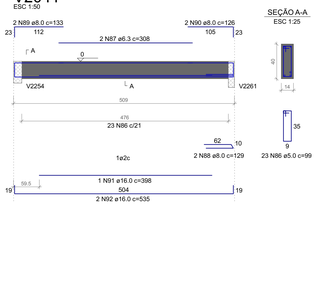

SEÇÃO A-A
ESC 1:25

V2042
ESC 1:50

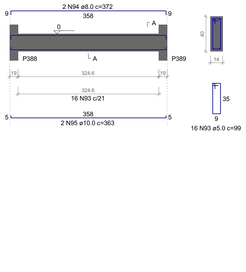

SEÇÃO A-A
ESC 1:25

V2043
ESC 1:50

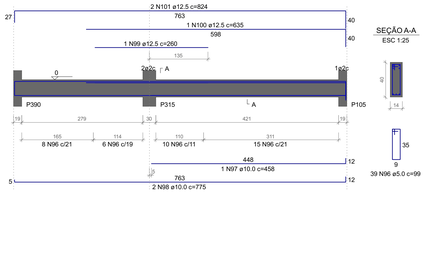

SEÇÃO A-A
ESC 1:25

V2044
ESC 1:50

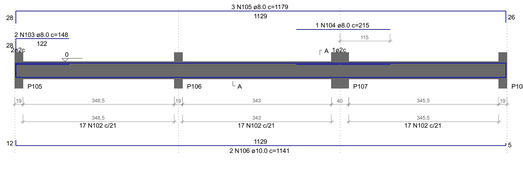

SEÇÃO A-A
ESC 1:25

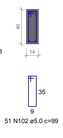

V2045
ESC 1:50

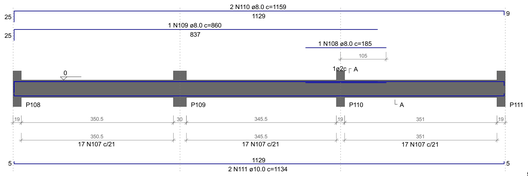

SEÇÃO A-A
ESC 1:25

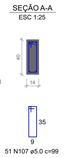

V2046
ESC 1:50

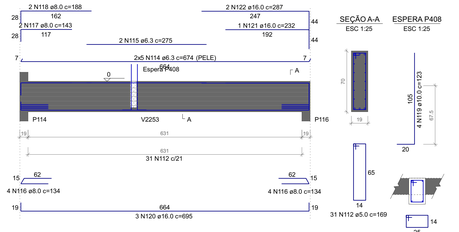

SEÇÃO A-A
ESC 1:25

ESPERA P408
ESC 1:25

V2047
ESC 1:50

SEÇÃO A-A
ESC 1:25

ESPERA P407
ESC 1:25

V2048
ESC 1:50

SEÇÃO A-A
ESC 1:25

ESPERA P412
ESC 1:25

Relação do aço

ELEMENTO	AÇO	N	DIAM (mm)	QUANT	C.UNIT (cm)	C.TOTAL (cm)
V2027	CA60	1	5.0	31	119	3689
	CA50	2	8.0	3	129	387
	CA50	3	10.0	2	625	1250
	CA50	4	16.0	2	403	806
	CA50	5	16.0	3	615	1845
V2028	CA60	6	5.0	30	99	2970
	CA50	7	8.0	3	250	750
	CA50	8	8.0	1	335	335
	CA50	9	8.0	2	706	1412
	CA50	10	10.0	2	676	1352
V2029	CA60	11	5.0	16	99	1584
	CA50	12	8.0	2	372	744
	CA50	13	10.0	2	363	726
V2030	CA60	14	5.0	54	99	5346
	CA50	15	8.0	2	108	216
	CA50	16	10.0	3	294	882
	CA50	17	10.0	2	1014	2028
	CA50	18	16.0	1	260	260
	CA50	19	16.0	1	275	275
	CA50	20	16.0	2	959	1918
V2031	CA60	21	5.0	28	109	3052
	CA50	22	8.0	3	646	1938
	CA50	23	10.0	2	651	1302
V2032	CA60	24	5.0	28	109	3052
	CA50	25	8.0	3	646	1938
	CA50	26	10.0	2	651	1302
V2033	CA60	27	5.0	47	99	4653
	CA50	28	8.0	2	88	176
	CA50	29	10.0	2	257	514
	CA50	30	10.0	1	509	509
	CA50	31	10.0	2	780	1560
	CA50	32	16.0	2	270	540
	CA50	33	16.0	1	186	186
	CA50	34	16.0	2	767	1534
V2034	CA60	35	5.0	14	99	1386
	CA50	36	8.0	1	268	268
	CA50	37	8.0	2	335	670
	CA50	38	10.0	2	316	632
V2035	CA60	39	5.0	65	139	9035
	CA50	40	6.3	6	1196	7176
	CA50	41	6.3	6	96	576
	CA50	42	8.0	2	295	590
	CA50	43	8.0	1	1087	1087
	CA50	44	8.0	3	183	549
	CA50	45	8.0	2	1171	2342
	CA50	46	10.0	1	183	183
	CA50	47	10.0	2	1161	2322
	CA50	48	10.0	2	108	216
V2036	CA60	49	5.0	15	99	1485
	CA50	50	8.0	1	83	83
	CA50	51	8.0	2	373	746
	CA50	52	10.0	5	341	1705
V2037	CA60	53	5.0	52	99	5148
	CA50	54	8.0	2	93	186
	CA50	55	8.0	1	691	691
	CA50	56	8.0	2	974	1948
	CA50	57	8.0	2	994	1988
	CA50	58	8.0	2	1162	2324
	CA50	59	10.0	1	291	291
	CA50	60	10.0	2	1143	2286
V2038	CA60	61	5.0	52	99	5148
	CA50	62	8.0	4	93	372
	CA50	63	8.0	1	141	141
	CA50	64	8.0	1	240	240
	CA50	65	8.0	5	1189	5945
	CA50	66	10.0	2	1158	2316
V2039	CA60	67	5.0	34	99	3366
	CA50	68	10.0	1	270	270
	CA50	69	10.0	2	771	1542
	CA50	70	10.0	1	260	260
	CA50	71	10.0	1	528	528
	CA50	72	10.0	2	794	1588
V2040	CA60	73	5.0	60	99	5940
	CA50	74	6.3	2	295	590
	CA50	75	8.0	3	129	387
	CA50	76	8.0	2	366	732
	CA50	77	8.0	2	131	262
	CA50	78	10.0	1	258	258
	CA50	79	10.0	1	360	360
	CA50	80	10.0	2	728	1456
	CA50	81	10.0	1	250	250
	CA50	82	10.0	1	445	445
	CA50	83	10.0	2	520	1040
	CA50	84	16.0	1	385	385
	CA50	85	16.0	2	549	1098
V2041	CA60	86	5.0	23	99	2277
	CA50	87	6.3	2	308	616
	CA50	88	8.0	2	129	258
	CA50	89	8.0	2	133	266
	CA50	90	8.0	2	126	252
	CA50	91	16.0	1	398	398
	CA50	92	16.0	2	535	1070
V2042	CA60	93	5.0	16	99	1584
	CA50	94	8.0	2	372	744
	CA50	95	10.0	2	363	726
V2043	CA60	96	5.0	39	99	3861
	CA50	97	10.0	1	458	458
	CA50	98	10.0	2	775	1550
	CA50	99	12.5	1	260	260
	CA50	100	12.5	1	635	635
	CA50	101	12.5	2	824	1648
V2044	CA60	102	5.0	51	99	5049
	CA50	103	8.0	2	148	296
	CA50	104	8.0	1	215	215
	CA50	105	8.0	3	1179	3537
	CA50	106	10.0	2	1141	2282
V2045	CA60	107	5.0	51	99	5049
	CA50	108	8.0	1	185	185
	CA50	109	8.0	1	860	860
	CA50	110	8.0	2	1159	2318
	CA50	111	10.0	2	1134	2268
V2046	CA60	112	5.0	31	169	5239
	CA50	113	5.0	6	89	534
	CA50	114	6.3	10	674	6740
	CA50	115	6.3	2	275	550
	CA50	116	8.0	8	134	1072
	CA50	117	8.0	2	143	286
	CA50	118	8.0	2	188	376
	CA50	119	10.0	4	123	492
	CA50	120	16.0	3	695	2085
	CA50	121	16.0	1	232	232
	CA50	122	16.0	2	287	574
V2047	CA60	123	5.0	31	169	5239
	CA60	124	5.0	4	89	356
	CA50	125	8.0	6	689	4134
	CA50	126	8.0	2	134	268
	CA50	127	8.0	2	168	336
	CA50	128	8.0	2	264	528
	CA50	129	16.0	1	316	316
	CA50	130	16.0	3	716	2148
	CA50	131	16.0	1	285	285
	CA50	132	16.0	2	345	690
	CA50	133	16.0	1	390	390
	CA50	134	16.0	1	430	430
	CA50	135	16.0	2	510	1020
	CA50	136	16.0	6	142	852
V2048	CA60	137	5.0	51	129	6579
	CA60	138	5.0	4	89	356
	CA50	139	8.0	3	98	294
	CA50	140	8.0	1	170	170
	CA50	141	8.0	1	136	136
	CA50	142	8.0	2	644	1288
	CA50	143	10.0	2	461	922
	CA50	144	10.0	2	855	1710
	CA50	145	12.5	4	111	444
	CA50	146	16.0	2	263	526
	CA50	147	16.0	2	280	560

Resumo do aço

AÇO	DIAM (mm)	C.TOTAL (m)	PESO = 2 % (kg)
CA50	6.3	162.5	40.6
	8.0	472.7	190.2
	10.0	397.9	250.2
	12.5	29.9	29.4
	16.0	204.3	328.8
CA60	5.0	919.8	144.6
PESO TOTAL (kg)			
CA50	839.1		
CA60	144.6		

Volume de concreto (C-25) = 10.45 m³
Área de forma = 126.07 m²

Nº	Comentário	Data	Autor
0	Emissão inicial		AUGUSTO

PROJETO ENGENHARIA
RUA SAMUEL CEZAR, 440 - AGUA VERDE - (FONE: (41) 99204-4118
WWW.PROJETOENG.BR - COMERCIAL@PROJETOENG.BR

Obra:
HOSPITAL EM ALVENARIA
RUA DOS PESSEGUEIROS, SN

Código do Projeto: **6306**

Proprietário:
MUNICIPIO DE CORREIA PINTO

Assinatura:

Autor Projeto:
AUGUSTO CESAR HENKE GRUBER
Autor Projeto — CREA PR-33.829/D

Assinatura:

Referências:
ARMADURA VIGAS

Escala: INDICADA
Desenho: AUGUSTO
Coordenador: AUGUSTO
Data:

Prancha: **40** 87
Revisão: R.0

PROJETO ESTRUTURAL

A0-1188x841mm

V2049
ESC 1:50

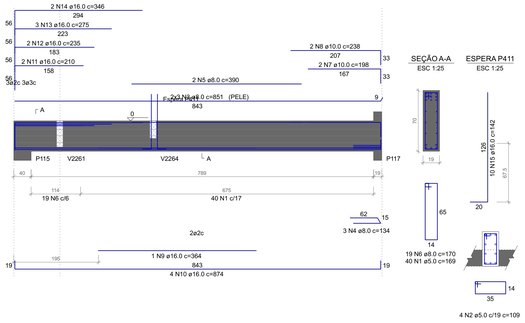

V2050
ESC 1:50

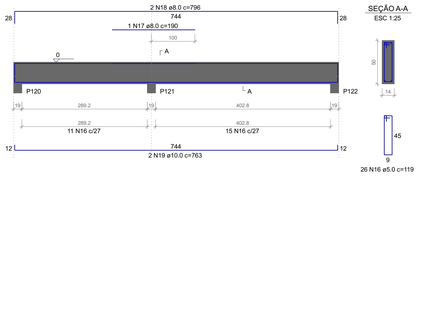

V2051
ESC 1:50

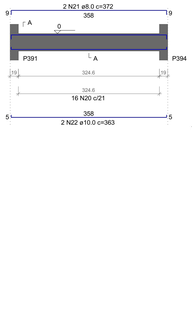

V2052
ESC 1:50



V2053
ESC 1:50

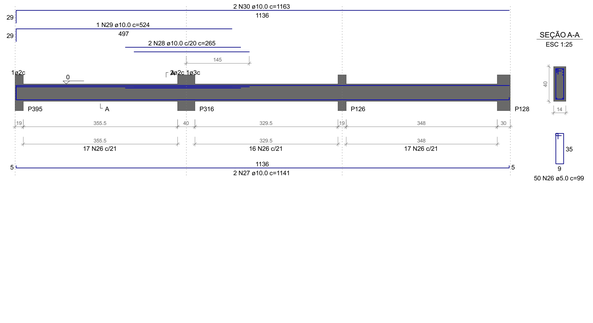

Relação do aço

ELEMENTO	AÇO	N	DIAM (mm)	QUANT	C.UNIT (cm)	C.TOTAL (cm)
V2049	CA60	1	5.0	40	169	6760
	CA60	2	5.0	4	109	436
	CA50	3	8.0	6	851	5106
	CA50	4	8.0	3	134	402
	CA50	5	8.0	2	390	780
	CA50	6	8.0	19	170	3230
	CA50	7	10.0	2	198	396
	CA50	8	10.0	2	238	476
	CA50	9	16.0	1	364	364
	CA50	10	16.0	4	874	3496
	CA50	11	16.0	2	210	420
	CA50	12	16.0	2	235	470
	CA50	13	16.0	3	275	825
	CA50	14	16.0	2	346	692
	CA50	15	16.0	10	142	1420
V2050	CA60	16	5.0	26	119	3094
	CA50	17	8.0	1	190	190
	CA50	18	8.0	2	796	1592
	CA50	19	10.0	2	763	1526
V2051	CA60	20	5.0	16	99	1584
	CA50	21	8.0	2	372	744
	CA50	22	10.0	2	363	726
V2052	CA60	23	5.0	16	99	1584
	CA50	24	8.0	2	372	744
	CA50	25	10.0	2	363	726
V2053	CA60	26	5.0	50	99	4950
	CA50	27	10.0	2	1141	2282
	CA50	28	10.0	2	265	530
	CA50	29	10.0	1	524	524
	CA50	30	10.0	2	1163	2326
V2054	CA60	31	5.0	34	99	3366
	CA50	32	8.0	2	245	490
	CA50	33	8.0	1	260	260
	CA50	34	8.0	1	549	549
	CA50	35	8.0	2	787	1574
	CA50	36	10.0	2	763	1526
V2055	CA60	37	5.0	51	99	5049
	CA50	38	8.0	1	93	93
	CA50	39	8.0	2	1153	2306
	CA50	40	10.0	2	1158	2316
V2056	CA60	41	5.0	32	99	3168
	CA50	42	8.0	2	765	1530
	CA50	43	10.0	2	770	1540
V2057	CA60	44	5.0	12	99	1188
	CA50	45	8.0	2	297	594
	CA50	46	10.0	2	274	548
V2058	CA60	47	5.0	68	99	6732
	CA50	48	8.0	2	205	410
	CA50	49	8.0	2	618	1236
	CA50	50	8.0	2	258	516
	CA50	51	10.0	2	817	1634
	CA50	52	10.0	2	257	514
	CA50	53	10.0	1	372	372
	CA50	54	10.0	3	440	1320
	CA50	55	16.0	1	305	305
	CA50	56	16.0	2	455	910
V2059	CA60	57	5.0	22	99	2178
	CA50	58	8.0	2	523	1046
	CA50	59	10.0	2	500	1000
V2060	CA60	60	5.0	54	99	5346
	CA50	61	8.0	2	215	430
	CA50	62	8.0	2	165	330
	CA50	63	8.0	1	615	615
	CA50	64	8.0	1	635	635
	CA50	65	8.0	1	855	855
	CA50	66	8.0	2	1186	2372
	CA50	67	10.0	1	260	260
	CA50	68	10.0	2	1151	2302
V2061	CA60	69	5.0	16	99	1584
	CA50	70	8.0	2	372	744
	CA50	71	10.0	2	363	726
V2062	CA60	72	5.0	46	99	4554
	CA50	73	8.0	4	148	592
	CA50	74	8.0	2	188	376
	CA50	75	8.0	2	300	600
	CA50	76	8.0	2	104	208
	CA50	77	10.0	2	252	504
	CA50	78	10.0	1	480	480
	CA50	79	10.0	2	770	1540
	CA50	80	16.0	1	295	295
	CA50	81	16.0	2	415	830
V2063	CA60	82	5.0	63	99	6237
	CA50	83	8.0	3	150	450
	CA50	84	8.0	1	190	190
	CA50	85	8.0	2	329	658
	CA50	86	8.0	2	140	280
	CA50	87	8.0	1	180	180
	CA50	88	8.0	2	348	696
	CA50	89	10.0	1	259	259
	CA50	90	10.0	2	536	1072
	CA50	91	10.0	2	857	1714
	CA50	92	10.0	1	218	218
	CA50	93	10.0	2	543	1086
	CA50	94	16.0	1	260	260
	CA50	95	16.0	2	691	1382
V2064	CA60	96	5.0	32	99	3168
	CA50	97	8.0	1	108	108
	CA50	98	8.0	2	714	1428
	CA50	99	10.0	2	719	1438
V2065	CA60	100	5.0	31	99	3069
	CA50	101	8.0	1	83	83
	CA50	102	8.0	2	745	1490
	CA50	103	10.0	2	750	1500
V2066	CA60	104	5.0	34	109	3706
	CA50	105	6.3	2	227	454
	CA50	106	8.0	1	126	126
	CA50	107	8.0	2	156	312
	CA50	108	8.0	1	255	255
	CA50	109	8.0	1	404	404
	CA50	110	8.0	2	439	878
	CA50	111	10.0	2	197	394
	CA50	112	10.0	2	770	1540
V2067	CA60	113	5.0	33	109	3597
	CA50	114	8.0	3	230	690
	CA50	115	8.0	3	790	2370
	CA50	116	10.0	1	277	277
	CA50	117	10.0	2	754	1508
V2068	CA50	118	5.0	58	139	8062
	CA60	119	5.0	6	99	594
	CA50	120	6.3	6	1196	7176
	CA50	121	6.3	6	345	2070
	CA50	122	6.3	2	239	478
	CA50	123	8.0	2	147	294
	CA50	124	10.0	1	434	434
	CA50	125	10.0	3	762	2286
	CA50	126	10.0	2	465	930
	CA50	127	10.0	2	753	1506
	CA50	128	10.0	1	394	394
	CA50	129	10.0	1	182	182
	CA50	130	10.0	2	227	454
	CA50	131	16.0	2	405	810
	CA50	132	16.0	2	290	580
	CA50	133	16.0	1	1077	1077
	CA50	134	16.0	1	237	237
	CA50	135	16.0	1	974	974
	CA50	136	16.0	1	340	340
V2098	CA60	137	5.0	16	99	1584
	CA50	138	8.0	2	385	770
	CA50	139	8.0	2	381	762
V2099	CA60	140	5.0	44	99	4356
	CA50	141	8.0	2	1001	2002
	CA50	142	10.0	2	999	1998
V2100	CA60	143	5.0	23	99	2277
	CA50	144	8.0	2	526	1052
	CA50	145	10.0	2	517	1034

Resumo do aço

AÇO	DIAM (mm)	C.TOTAL (m)	PESO + 2 % (kg)
CA50	6.3	101.8	25.4
	8.0	466.3	197.7
	10.0	463.2	291.3
	16.0	156.9	252.5
CA60	5.0	892.3	138.7
PESO TOTAL (kg)			
CA50	756.9		
CA60	138.7		

Volume de concreto (C-25) = 10.72 m³
Área de forma = 139.57 m²

V2054
ESC 1:50

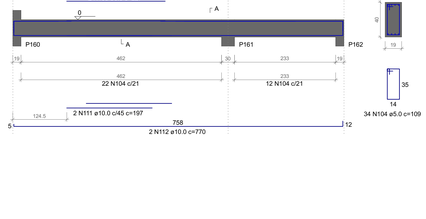

V2055
ESC 1:50

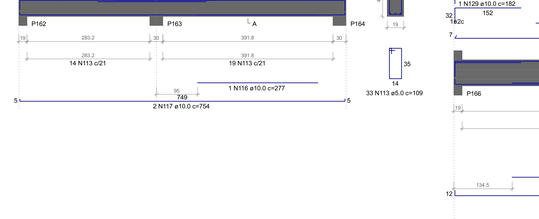

V2056
ESC 1:50

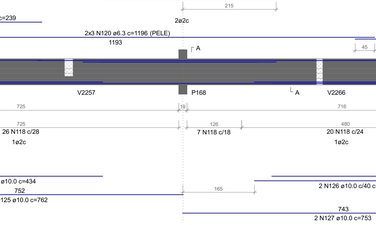

V2057
ESC 1:50

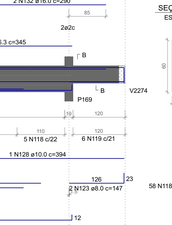

V2058
ESC 1:50

V2059
ESC 1:50

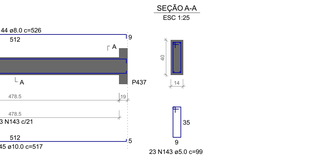

V2060
ESC 1:50

V2061
ESC 1:50

V2062
ESC 1:50

V2063
ESC 1:50

V2064
ESC 1:50

V2065
ESC 1:50

V2066
ESC 1:50

V2067
ESC 1:50

V2068
ESC 1:50

V2098
ESC 1:50

V2099
ESC 1:50

V2100
ESC 1:50

Nº	Comentário	Data	Autor
0	Emissão inicial		AUGUSTO

PROJETEC ENGENHARIA
RUA SAMUEL CEZAR, 440 - AGUA VERDE / FONE: (41) 99064-4118
WWW.PROJETTEK.ENG.BR / COMERCIAL@PROJETTEK.ENG.BR

Obra:
HOSPITAL EM ALVENARIA
RUA DOS PESSEGUEIROS, SN

Código do Projeto: **6306**

Proprietário:
MUNICIPIO DE CORREIA PINTO

Assinatura:

Autor Projeto:
AUGUSTO CESAR HENKE GRUBER
Autor Projeto — CREA PR-33.829/D

Assinatura:

Referências:
ARMADURA VIGAS

Escala: INDICADA
Desenho: AUGUSTO
Coordenador: AUGUSTO
Data:

Prancha: **41** / 87

Revisão: R.0

PROJETO ESTRUTURAL

A0-1188x841mm

Relação do aço

ELEMENTO	AÇO	N	DIAM (mm)	QUANT	C.UNIT (cm)	C.TOTAL (cm)
V2069	CA60	1	5.0	33	99	3267
	CA50	2	8.0	1	115	115
	CA50	3	8.0	2	290	580
	CA50	4	8.0	1	444	444
	CA50	5	8.0	2	765	1530
	CA50	6	10.0	2	480	960
V2070	CA60	7	5.0	84	99	8316
	CA50	8	10.0	3	309	927
	CA50	9	10.0	1	526	526
	CA50	10	10.0	2	817	1634
	CA50	11	10.0	1	243	243
	CA50	12	10.0	3	511	1533
	CA50	13	10.0	1	261	261
	CA50	14	16.0	1	280	280
	CA50	15	16.0	1	682	682
	CA50	16	16.0	1	1196	1196
	CA50	17	16.0	1	326	326
	CA50	18	16.0	1	1075	1075
	CA50	19	16.0	1	447	447
V2071	CA60	20	5.0	31	99	3069
	CA50	21	10.0	2	703	1406
	CA50	22	10.0	1	143	143
	CA50	23	10.0	2	717	1434
V2072	CA60	24	5.0	33	99	3267
	CA50	25	10.0	2	766	1532
	CA50	26	10.0	1	225	225
	CA50	27	10.0	2	780	1560
V2073	CA60	28	5.0	16	99	1584
	CA50	29	8.0	2	372	744
	CA50	30	10.0	2	363	726
V2074	CA60	31	5.0	17	99	1683
	CA50	32	8.0	2	393	786
	CA50	33	10.0	2	384	768
V2075	CA60	34	5.0	40	99	3960
	CA50	35	6.3	2	279	558
	CA50	36	10.0	2	339	678
	CA50	37	10.0	4	770	3080
	CA50	38	16.0	1	203	203
	CA50	39	16.0	2	283	566
	CA50	40	16.0	2	222	444
	CA50	41	16.0	2	307	614
V2076	CA60	42	5.0	20	79	2054
	CA50	43	8.0	2	465	930
	CA50	44	10.0	2	428	856
V2077	CA60	45	5.0	36	99	3564
	CA50	46	8.0	1	128	128
	CA50	47	8.0	2	173	519
	CA50	48	8.0	3	205	615
	CA50	49	8.0	1	245	245
	CA50	50	8.0	1	270	270
	CA50	51	8.0	3	832	2496
	CA50	52	10.0	1	536	536
	CA50	53	10.0	2	837	1674
V2078	CA60	54	5.0	53	99	5247
	CA50	55	8.0	1	118	118
	CA50	56	8.0	3	158	474
	CA50	57	8.0	3	240	720
	CA50	58	8.0	1	831	831
	CA50	59	8.0	2	1191	2382
	CA50	60	10.0	2	1081	2162
	CA50	61	10.0	2	161	322
V2079	CA60	62	5.0	33	99	3267
	CA50	63	8.0	2	371	742
	CA50	64	10.0	2	384	768
	CA50	65	10.0	1	511	511
	CA50	66	10.0	2	771	1542
V2080	CA60	67	5.0	21	149	3129
	CA50	68	6.3	8	CORR	4048
	CA50	69	8.0	2	163	326
	CA50	70	8.0	5	506	2530
	CA50	71	10.0	4	518	2072
V2081	CA60	72	5.0	65	149	9685
	CA50	73	5.0	6	129	774
	CA50	74	6.3	8	CORR	2264
	CA50	75	6.3	8	CORR	6120
	CA50	76	10.0	6	480	2880
	CA50	77	10.0	3	1024	3072
	CA50	78	10.0	2	158	316
	CA50	79	10.0	3	432	1296
	CA50	80	16.0	1	290	290
	CA50	81	16.0	1	315	315
	CA50	82	16.0	1	355	355
	CA50	83	16.0	1	440	440
	CA50	84	16.0	1	260	260
	CA50	85	16.0	2	300	600
	CA50	86	16.0	1	325	325
	CA50	87	16.0	2	1173	2346
V2082	CA60	88	5.0	18	99	1782
	CA50	89	8.0	1	426	426
	CA50	90	8.0	2	489	978
	CA50	91	10.0	2	435	870
V2083	CA60	92	5.0	34	99	3366
	CA50	93	6.3	2	286	572
	CA50	94	8.0	2	98	196
	CA50	95	8.0	2	439	878
	CA50	96	10.0	2	763	1526
V2084	CA60	97	5.0	41	99	4059
	CA50	98	6.3	2	675	1350
	CA50	99	8.0	2	160	320
	CA50	100	8.0	2	96	192
	CA50	101	10.0	2	869	1738
V2085	CA60	102	5.0	34	99	3366
	CA50	103	8.0	2	175	350
	CA50	104	8.0	2	777	1554
	CA50	105	10.0	2	758	1516
V2086	CA60	106	5.0	23	99	2277
	CA50	107	8.0	1	113	113
	CA50	108	8.0	1	138	138
	CA50	109	8.0	2	541	1082
	CA50	110	10.0	2	546	1092
V2087	CA60	111	5.0	33	99	3267
	CA50	112	8.0	2	801	1602
	CA50	113	10.0	2	806	1612
V2088	CA60	114	5.0	39	99	3861
	CA50	115	8.0	1	133	133
	CA50	116	8.0	1	180	180
	CA50	117	8.0	2	902	1804
	CA50	118	10.0	2	900	1800
V2089	CA60	119	5.0	34	99	3366
	CA50	120	8.0	1	155	155
	CA50	121	8.0	1	125	125
	CA50	122	8.0	2	787	1574
	CA50	123	10.0	2	778	1556
V2090	CA60	124	5.0	23	99	2277
	CA50	125	8.0	2	113	226
	CA50	126	8.0	2	521	1042
	CA50	127	10.0	2	526	1052
V2091	CA60	128	5.0	34	99	3366
	CA50	129	8.0	2	776	1552
	CA50	130	8.0	1	165	165
	CA50	131	8.0	1	113	113
	CA50	132	8.0	2	770	1540
V2092	CA60	133	5.0	15	99	1485
	CA50	134	8.0	2	364	728
	CA50	135	8.0	2	358	716
V2093	CA60	136	5.0	23	99	2277
	CA50	137	6.3	2	318	636
	CA50	138	8.0	2	144	288
	CA50	139	8.0	2	96	192
	CA50	140	10.0	2	514	1028
V2094	CA60	141	5.0	34	99	3366
	CA50	142	8.0	2	763	1526
	CA50	143	10.0	2	754	1508
V2095	CA60	144	5.0	23	99	2277
	CA50	145	8.0	1	109	109
	CA50	146	8.0	1	138	138
	CA50	147	8.0	2	535	1070
	CA50	148	10.0	2	533	1066
V2096	CA60	149	5.0	34	99	3366
	CA50	150	8.0	1	138	138
	CA50	151	8.0	1	165	165
	CA50	152	8.0	2	798	1596
	CA50	153	10.0	2	796	1592
V2097	CA60	154	5.0	23	99	2277
	CA50	155	8.0	1	130	130
	CA50	156	8.0	1	109	109
	CA50	157	8.0	2	539	1078
	CA50	158	10.0	2	514	1028

Resumo do aço

AÇO	DIAM (mm)	C.TOTAL (m)	PESO + 2 % (kg)
CA50	6.3	155.5	38.8
	8.0	419.5	168.8
	10.0	546.3	343.5
	16.0	107.7	173.3
CA60	5.0	989.1	155.5

PESO TOTAL (kg)	
CA50	724.5
CA60	155.5

Volume de concreto (C-25) = 11.1 m³
Área de forma = 159.99 m²

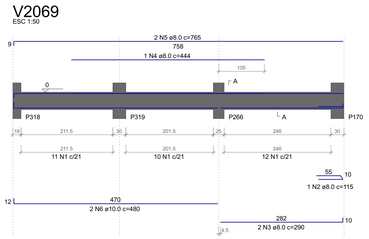

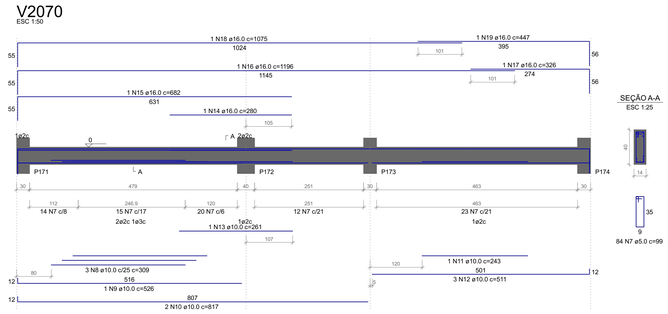

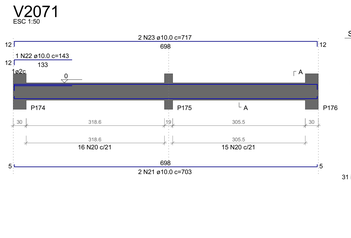

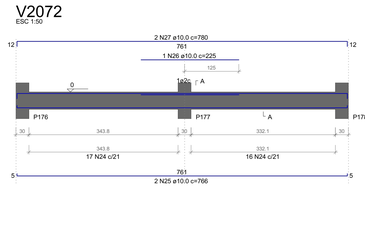

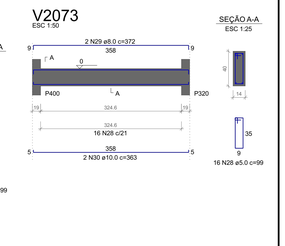

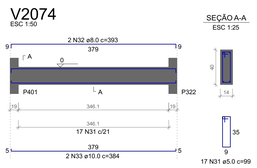

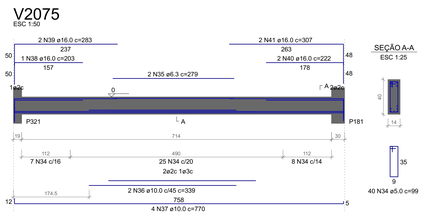

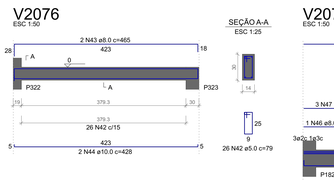

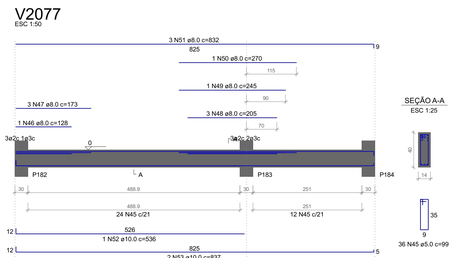

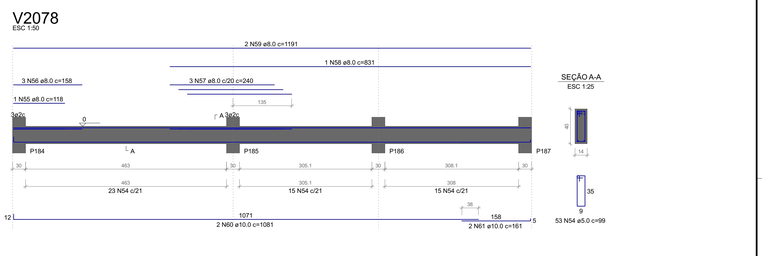



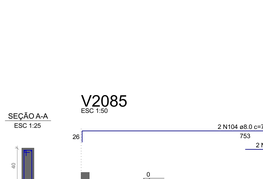

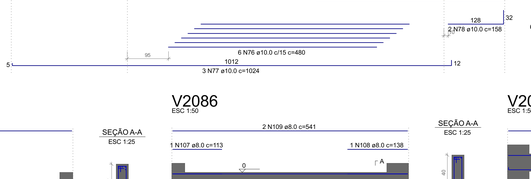

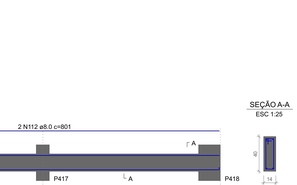



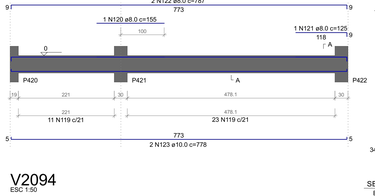

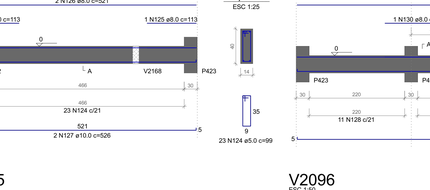

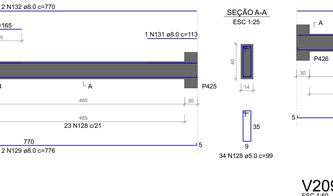

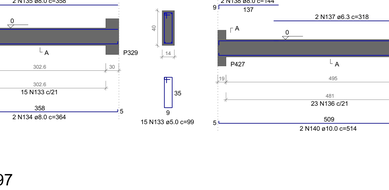





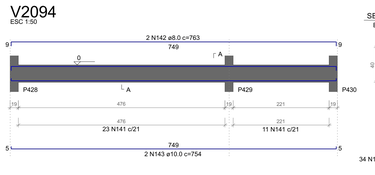

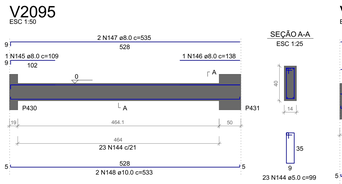



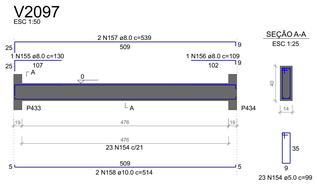

Nº	Comentário	Data	Autor
0	Emissão inicial		AUGUSTO

PROJE ENGENHARIA
Rua SAMUEL CEZAR, 443 - Água Verde / FONE: (41) 99904-4118
WWW.PROJETTAR.ENG.BR / COMERCIAL@PROJETTAR.ENG.BR

Obra:	HOSPITAL EM ALVENARIA RUA DOS PESSEGUEIROS, 35
Código do Projeto:	6306
Proprietário:	MUNICIPIO DE CORREIA PINTO
Assinatura:	
Autor Projeto:	AUGUSTO CESAR HENKE GRUBER Autor Projeto: CREA PR-33.825/D
Assinatura:	
Referências:	ARMADURA VIGAS
Escala:	INDICADA
Pranche:	42
Desenho:	AUGUSTO
Coordenador:	AUGUSTO
Obra:	87
Revisão:	R.0

PROJETO ESTRUTURAL

A0-1189x841mm

V2101
ESC 1:50

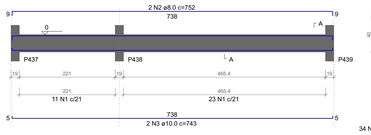

SEÇÃO A-A
ESC 1:25

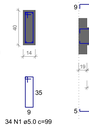

V2102
ESC 1:50

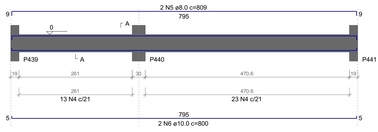

SEÇÃO A-A
ESC 1:25

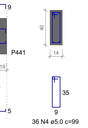

V2103
ESC 1:50

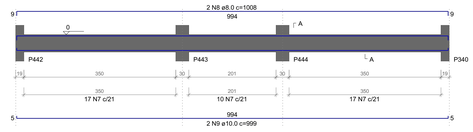

SEÇÃO A-A
ESC 1:25

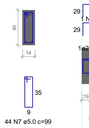

V2104
ESC 1:50

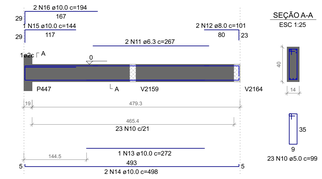

SEÇÃO A-A
ESC 1:25

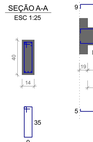

V2105
ESC 1:50

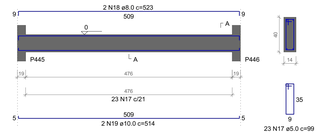

SEÇÃO A-A
ESC 1:25

V2106
ESC 1:50

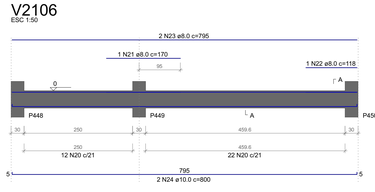

SEÇÃO A-A
ESC 1:25

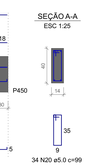

V2107
ESC 1:50

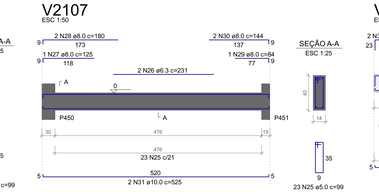

SEÇÃO A-A
ESC 1:25



V2108
ESC 1:50

SEÇÃO A-A
ESC 1:25



V2109
ESC 1:50



SEÇÃO A-A
ESC 1:25



V2110
ESC 1:50

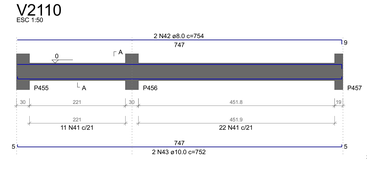

SEÇÃO A-A
ESC 1:25

V2111
ESC 1:50

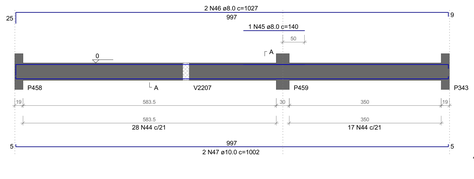

SEÇÃO A-A
ESC 1:25



V2112
ESC 1:50

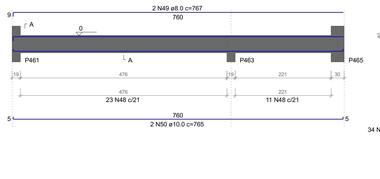

SEÇÃO A-A
ESC 1:25



V2113
ESC 1:50

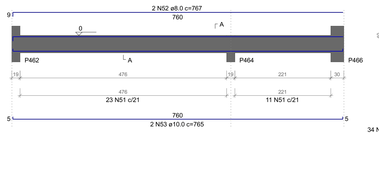

SEÇÃO A-A
ESC 1:25

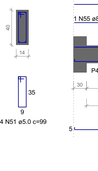

V2114
ESC 1:50

SEÇÃO A-A
ESC 1:25

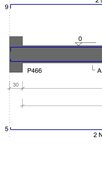

V2115
ESC 1:50

SEÇÃO A-A
ESC 1:25

V2116
ESC 1:50

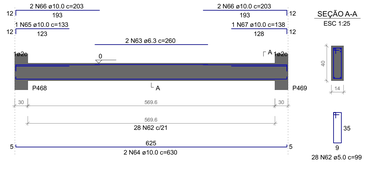

SEÇÃO A-A
ESC 1:25

V2117
ESC 1:50



SEÇÃO A-A
ESC 1:25

V2118
ESC 1:50

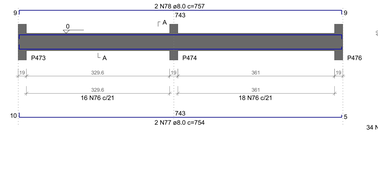

SEÇÃO A-A
ESC 1:25



V2119
ESC 1:50

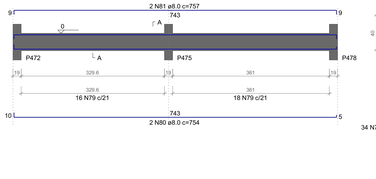

SEÇÃO A-A
ESC 1:25

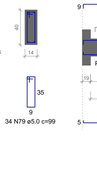

V2120
ESC 1:50

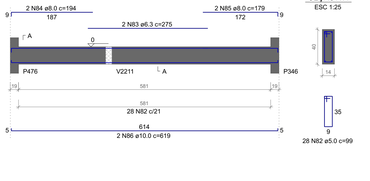

SEÇÃO A-A
ESC 1:25

V2121
ESC 1:50

SEÇÃO A-A
ESC 1:25

V2122
ESC 1:50

SEÇÃO A-A
ESC 1:25

V2123
ESC 1:50

SEÇÃO A-A
ESC 1:25

V2124
ESC 1:50

SEÇÃO A-A
ESC 1:25

V2125
ESC 1:50

SEÇÃO A-A
ESC 1:25

V2126
ESC 1:50

SEÇÃO A-A
ESC 1:25

V2127
ESC 1:50

SEÇÃO A-A
ESC 1:25

V2128
ESC 1:50

SEÇÃO A-A
ESC 1:25

V2129
ESC 1:50

SEÇÃO A-A
ESC 1:25

V2130
ESC 1:50

SEÇÃO A-A
ESC 1:25

V2131
ESC 1:50

SEÇÃO A-A
ESC 1:25

V2132
ESC 1:50

SEÇÃO A-A
ESC 1:25

V2133
ESC 1:50

SEÇÃO A-A
ESC 1:25

V2134
ESC 1:50

SEÇÃO A-A
ESC 1:25

Relação do aço

ELEMENTO	AÇO	N	DIAM (mm)	QUANT	C.UNIT (cm)	C.TOTAL (cm)
V2101	CA60	1	5.0	34	99	3366
	CA50	2	8.0	2	752	1504
	CA50	3	10.0	2	743	1486
V2102	CA60	4	5.0	36	99	3564
	CA50	5	8.0	2	809	1618
	CA50	6	10.0	2	800	1600
V2103	CA60	7	5.0	44	99	4356
	CA50	8	8.0	2	1008	2016
	CA50	9	10.0	2	999	1998
V2104	CA60	10	5.0	23	99	2277
	CA50	11	6.3	2	267	534
	CA50	12	8.0	2	101	202
	CA50	13	10.0	1	272	272
	CA50	14	10.0	2	498	996
	CA50	15	10.0	1	144	144
	CA50	16	10.0	2	194	388
V2105	CA60	17	5.0	23	99	2277
	CA50	18	8.0	2	523	1046
	CA50	19	10.0	2	514	1028
V2106	CA60	20	5.0	34	99	3366
	CA50	21	8.0	1	170	170
	CA50	22	8.0	1	118	118
	CA50	23	8.0	2	795	1590
	CA50	24	10.0	2	800	1600
V2107	CA60	25	5.0	23	99	2277
	CA50	26	6.3	2	231	462
	CA50	27	8.0	1	125	125
	CA50	28	8.0	2	180	360
	CA50	29	8.0	1	84	84
	CA50	30	8.0	2	144	288
	CA50	31	10.0	2	525	1050
V2108	CA60	32	5.0	23	99	2277
	CA50	33	6.3	2	359	718
	CA50	34	8.0	2	96	192
	CA50	35	8.0	2	101	202
	CA50	36	10.0	1	284	284
	CA50	37	10.0	2	498	996
V2109	CA60	38	5.0	23	99	2277
	CA50	39	8.0	2	516	1032
	CA50	40	10.0	2	514	1028
V2110	CA60	41	5.0	33	99	3267
	CA50	42	8.0	2	754	1508
	CA50	43	10.0	2	752	1504
V2111	CA60	44	5.0	45	99	4455
	CA50	45	8.0	1	140	140
	CA50	46	8.0	2	1027	2054
	CA50	47	10.0	2	1002	2004
V2112	CA60	48	5.0	34	99	3366
	CA50	49	8.0	2	767	1534
	CA50	50	10.0	2	765	1530
V2113	CA60	51	5.0	34	99	3366
	CA50	52	8.0	2	767	1534
	CA50	53	10.0	2	765	1530
V2114	CA60	54	5.0	22	99	2178
	CA50	55	8.0	2	113	226
	CA50	56	8.0	2	509	1018
	CA50	57	10.0	2	514	1028
V2115	CA60	58	5.0	22	99	2178
	CA50	59	8.0	1	130	130
	CA50	60	8.0	2	523	1046
	CA50	61	10.0	2	514	1028
V2116	CA60	62	5.0	28	99	2772
	CA50	63	6.3	2	260	520
	CA50	64	10.0	2	630	1260
	CA50	65	10.0	1	133	133
	CA50	66	10.0	4	203	812
	CA50	67	10.0	1	138	138
V2117	CA60	68	5.0	31	99	3069
	CA50	69	6.3	2	326	652
	CA50	70	10.0	2	695	1390
	CA50	71	10.0	1	143	143
	CA50	72	10.0	1	183	183
	CA50	73	10.0	2	228	456
	CA50	74	10.0	1	144	144
	CA50	75	10.0	2	194	388
V2118	CA60	76	5.0	34	99	3366
	CA50	77	8.0	2	754	1508
	CA50	78	8.0	2	757	1514
V2119	CA60	79	5.0	34	99	3366
	CA50	80	8.0	2	754	1508
	CA50	81	8.0	2	757	1514
V2120	CA60	82	5.0	28	99	2772
	CA50	83	6.3	2	275	550
	CA50	84	8.0	2	194	388
	CA50	85	8.0	2	179	358
	CA50	86	10.0	2	619	1238
V2121	CA60	87	5.0	28	99	2772
	CA50	88	6.3	2	250	500
	CA50	89	8.0	4	199	796
	CA50	90	10.0	2	619	1238
V2122	CA60	91	5.0	23	99	2277
	CA50	92	6.3	2	359	718
	CA50	93	8.0	2	96	192
	CA50	94	8.0	2	101	202
	CA50	95	10.0	1	289	289
	CA50	96	10.0	2	498	996
V2123	CA60	97	5.0	33	99	3267
	CA50	98	8.0	2	763	1526
	CA50	99	10.0	2	754	1508
V2124	CA60	100	5.0	49	99	4851
	CA50	101	8.0	2	1116	2232
	CA50	102	10.0	2	1114	2228
V2125	CA60	103	5.0	31	99	3069
	CA50	104	8.0	2	696	1392
	CA50	105	8.0	2	697	1394
V2126	CA60	106	5.0	34	99	3366
	CA50	107	8.0	2	759	1518
	CA50	108	8.0	2	757	1514
V2127	CA60	109	5.0	28	99	2772
	CA50	110	6.3	2	250	500
	CA50	111	8.0	2	219	438
	CA50	112	8.0	2	179	358
	CA50	113	10.0	2	619	1238
V2128	CA60	114	5.0	21	99	2079
	CA50	115	8.0	2	516	1032
	CA50	116	10.0	2	514	1028
V2129	CA60	117	5.0	58	99	5742
	CA50	118	8.0	2	1154	2308
	CA50	119	8.0	2	167	334
	CA50	120	10.0	2	1090	2180
	CA50	121	10.0	2	260	520
V2130	CA60	122	5.0	34	99	3366
	CA50	123	6.3	2	225	450
	CA50	124	8.0	2	161	322
	CA50	125	8.0	2	175	350
	CA50	126	8.0	2	411	822
	CA50	127	10.0	2	757	1514
V2131	CA60	128	5.0	42	99	4158
	CA50	129	6.3	2	243	486
	CA50	130	8.0	1	118	118
	CA50	131	8.0	1	143	143
	CA50	132	8.0	2	178	356
	CA50	133	8.0	2	185	185
	CA50	134	8.0	2	528	1056
	CA50	135	10.0	2	933	1866
V2132	CA60	136	5.0	39	99	3861
	CA50	137	8.0	2	886	1772
	CA50	138	8.0	1	185	185
	CA50	139	8.0	1	113	113
	CA50	140	8.0	2	880	1760
V2133	CA60	141	5.0	33	99	3267
	CA50	142	6.3	2	320	640
	CA50	143	10.0	2	755	1510
	CA50	144	10.0	1	148	148
	CA50	145	10.0	1	188	188
	CA50	146	10.0	2	233	466
	CA50	147	10.0	1	143	143
	CA50	148	10.0	1	183	183
	CA50	149	10.0	2	228	456
V2134	CA60	150	5.0	28	99	2772
	CA50	151	6.3	2	231	462
	CA50	152	10.0	2	633	1266
	CA50	153	10.0	2	138	276
	CA50	154	10.0	2	223	446
	CA50	155	10.0	1	125	125
	CA50	156	10.0	2	205	410

Resumo do aço

AÇO	DIAM (mm)	C.TOTAL (m)	PESO + 2 % (kg)
CA50	6.3	72	18
	8.0	489.5	197
	10.0	480.1	301.9
CA60	5.0	1078.2	169.5

PESO TOTAL (kg)	
CA50	516.8
CA60	169.5

Volume de concreto (C-25) = 12.49 m³
Área de forma = 209.47 m²

Nº	Comentário	Data	Autor
0	Emissão inicial		AUGUSTO

PROJETA ENGENHARIA
RUA SAMUEL CEZAR, 440 - AGUA VERDE / FONE: (41) 99206-4418
WWW.PROJETA06.ENG.BR / COMERCIAL@PROJETA06.ENG.BR

Obra:
HOSPITAL EM ALVENARIA
RUA DOS PESSEGUEIROS, SN

Código do Projeto: **6306**

Proprietário:
MUNICIPIO DE CORREIA PINTO

Assinatura:

Autor Projeto:
AUGUSTO CESAR HENKE GRUBER
Autor Projeto — CREA PR-33.829/D

Assinatura:

Referências:
ARMADURA VIGAS

Escala: INDICADA
Desenho: AUGUSTO
Coordenador: AUGUSTO
Data:
Prancha: **43** 87
Revisão: R.0

PROJETO ESTRUTURAL

A0-1188x841mm

V2135
ESC 1:50

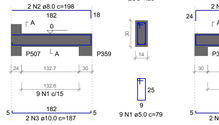

SEÇÃO A-A
ESC 1:25

V2136
ESC 1:50

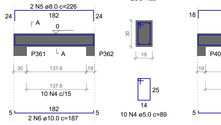

SEÇÃO A-A
ESC 1:25

V2137
ESC 1:50

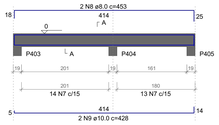

SEÇÃO A-A
ESC 1:25

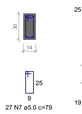

V2138
ESC 1:50

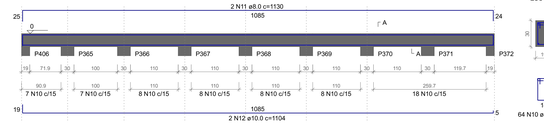

SEÇÃO A-A
ESC 1:25

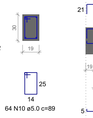

V2139
ESC 1:50

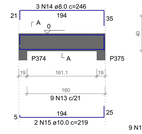

SEÇÃO A-A
ESC 1:25

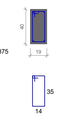

V2140
ESC 1:50

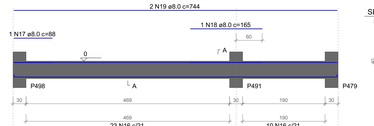

SEÇÃO A-A
ESC 1:25

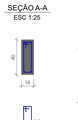

V2141
ESC 1:50

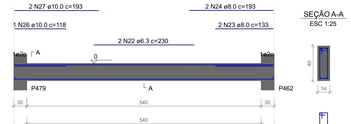

SEÇÃO A-A
ESC 1:25

V2142
ESC 1:50

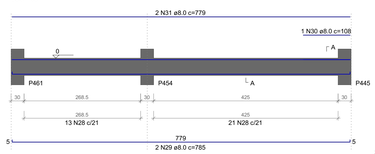

SEÇÃO A-A
ESC 1:25



V2143
ESC 1:50

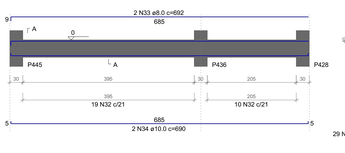

SEÇÃO A-A
ESC 1:25



V2144
ESC 1:50

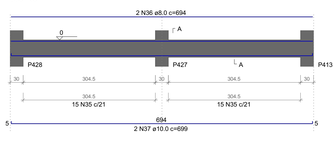

SEÇÃO A-A
ESC 1:25



V2145
ESC 1:50

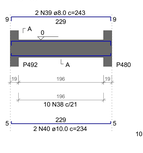

SEÇÃO A-A
ESC 1:25

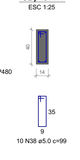

V2146
ESC 1:50

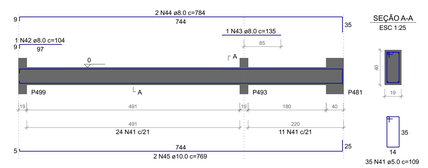

SEÇÃO A-A
ESC 1:25

V2147
ESC 1:50

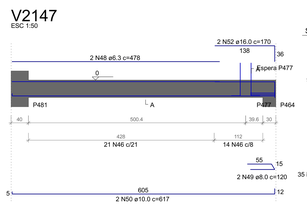

SEÇÃO A-A
ESC 1:25

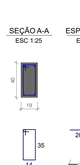

ESPERA P477
ESC 1:25



V2148
ESC 1:50

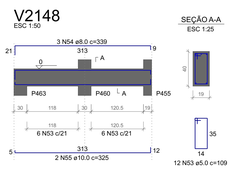

SEÇÃO A-A
ESC 1:25

V2149
ESC 1:50

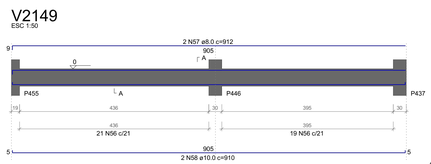

SEÇÃO A-A
ESC 1:25



V2150
ESC 1:50

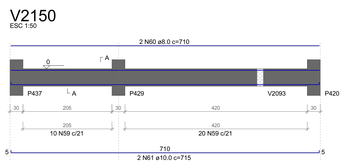

SEÇÃO A-A
ESC 1:25



V2151
ESC 1:50

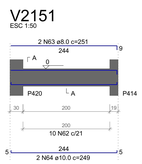

SEÇÃO A-A
ESC 1:25



V2152
ESC 1:50

SEÇÃO A-A
ESC 1:25

SEÇÃO B-B
ESC 1:25

V2153
ESC 1:50

SEÇÃO A-A
ESC 1:25

V2154
ESC 1:50

SEÇÃO A-A
ESC 1:25

V2155
ESC 1:50

SEÇÃO A-A
ESC 1:25

V2156
ESC 1:50

SEÇÃO A-A
ESC 1:25

V2157
ESC 1:50

SEÇÃO A-A
ESC 1:25

V2158
ESC 1:50

SEÇÃO A-A
ESC 1:25

V2159
ESC 1:50

SEÇÃO A-A
ESC 1:25

V2160
ESC 1:50

SEÇÃO A-A
ESC 1:25

V2161
ESC 1:50

SEÇÃO A-A
ESC 1:25

V2162
ESC 1:50

SEÇÃO A-A
ESC 1:25

V2163
ESC 1:50

SEÇÃO A-A
ESC 1:25

V2164
ESC 1:50

SEÇÃO A-A
ESC 1:25

V2165
ESC 1:50

SEÇÃO A-A
ESC 1:25

V2166
ESC 1:50

SEÇÃO A-A
ESC 1:25

V2167
ESC 1:50

SEÇÃO A-A
ESC 1:25

V2168
ESC 1:50

SEÇÃO A-A
ESC 1:25

V2169
ESC 1:50

SEÇÃO A-A
ESC 1:25

V2170
ESC 1:50

SEÇÃO A-A
ESC 1:25

V2171
ESC 1:50

SEÇÃO A-A
ESC 1:25

V2172
ESC 1:50

SEÇÃO A-A
ESC 1:25

V2186
ESC 1:50

SEÇÃO A-A
ESC 1:25

V2187
ESC 1:50

SEÇÃO A-A
ESC 1:25

V2188
ESC 1:50

SEÇÃO A-A
ESC 1:25

Relação do aço

ELEMENTO	AÇO	N	DIAM (mm)	QUANT	C.UNIT (cm)	C.TOTAL (cm)
V2135	CA60	1	5.0	9	79	711
	CA50	2	8.0	2	198	396
	CA50	3	10.0	2	187	374
V2136	CA60	4	5.0	10	89	890
	CA50	5	8.0	2	226	452
	CA50	6	10.0	2	187	374
V2137	CA60	7	5.0	27	79	2133
	CA50	8	8.0	2	453	906
	CA50	9	10.0	2	428	856
V2138	CA60	10	5.0	64	89	5696
	CA50	11	8.0	2	1130	2260
	CA50	12	10.0	2	1104	2208
V2139	CA60	13	5.0	9	109	981
	CA50	14	8.0	3	246	738
	CA50	15	10.0	2	219	438
V2140	CA60	16	5.0	33	99	3267
	CA50	17	8.0	1	88	88
	CA50	18	8.0	1	165	165
	CA50	19	8.0	2	744	1488
	CA50	20	10.0	2	749	1498
V2141	CA60	21	5.0	26	99	2574
	CA50	22	6.3	2	230	460
	CA50	23	8.0	2	133	266
	CA50	24	8.0	2	193	386
	CA50	25	10.0	2	600	1200
	CA50	26	10.0	1	118	118
	CA50	27	10.0	2	193	386
V2142	CA60	28	5.0	34	99	3366
	CA50	29	8.0	2	785	1570
	CA50	30	8.0	1	108	108
	CA50	31	8.0	2	779	1558
V2143	CA60	32	5.0	29	99	2871
	CA50	33	8.0	2	692	1384
	CA50	34	10.0	2	690	1380
V2144	CA60	35	5.0	30	99	2970
	CA50	36	8.0	2	694	1388
	CA50	37	10.0	2	699	1398
V2145	CA60	38	5.0	10	99	990
	CA50	39	8.0	2	243	486
	CA50	40	10.0	2	234	468
V2146	CA60	41	5.0	35	109	3815
	CA50	42	8.0	1	104	104
	CA50	43	8.0	1	135	135
	CA50	44	8.0	2	784	1568
	CA50	45	10.0	2	769	1538
V2147	CA60	46	5.0	35	109	3815
	CA60	47	5.0	4	89	356
	CA50	48	6.3	2	478	956
	CA50	49	8.0	2	120	240
	CA50	50	10.0	2	617	1234
	CA50	51	10.0	4	93	372
	CA50	52	16.0	2	170	340
V2148	CA60	53	5.0	12	109	1308
	CA50	54	8.0	3	339	1017
	CA50	55	10.0	2	325	650
V2149	CA60	56	5.0	40	99	3960
	CA50	57	8.0	2	912	1824
	CA50	58	10.0	2	910	1820
V2150	CA60	59	5.0	30	99	2970
	CA50	60	8.0	2	710	1420
	CA50	61	10.0	2	715	1430
V2151	CA60	62	5.0	10	99	990
	CA50	63	8.0	2	251	502
	CA50	64	10.0	2	249	498
V2152	CA60	65	5.0	26	119	3094
	CA60	66	5.0	27	99	2673
	CA50	67	6.3	2	245	490
	CA50	68	8.0	1	150	150
	CA50	69	8.0	2	953	1906
	CA50	70	8.0	2	186	372
	CA50	71	10.0	2	763	1526
	CA50	72	10.0	2	600	1200
V2153	CA60	73	5.0	39	99	3861
	CA50	74	8.0	1	140	140
	CA50	75	8.0	2	896	1792
	CA50	76	10.0	2	894	1788
V2154	CA60	77	5.0	31	99	3069
	CA50	78	8.0	1	120	120
	CA50	79	8.0	2	735	1470
	CA50	80	10.0	2	715	1430
V2155	CA60	81	5.0	11	99	1089
	CA50	82	8.0	2	263	526
	CA50	83	10.0	2	254	508
V2156	CA60	84	5.0	14	89	1246
	CA50	85	8.0	2	303	606
	CA50	86	10.0	2	277	554
V2157	CA60	87	5.0	22	99	2178
	CA50	88	6.3	2	354	708
	CA50	89	8.0	4	96	384
	CA50	90	10.0	2	488	976
V2158	CA60	91	5.0	10	99	990
	CA50	92	8.0	2	283	566
	CA50	93	10.0	2	241	482
V2159	CA60	94	5.0	9	99	891
	CA50	95	8.0	2	258	516
	CA50	96	10.0	2	209	418
V2160	CA60	97	5.0	11	109	1199
	CA50	98	8.0	1	261	261
	CA50	99	8.0	2	310	620
	CA50	100	10.0	2	283	566
V2161	CA60	101	5.0	4	151	604
	CA60	102	5.0	23	99	2277
	CA50	103	8.0	2	516	1032
	CA50	104	10.0	2	502	1004
V2162	CA60	105	5.0	27	99	2673
	CA50	106	10.0	1	200	200
	CA50	107	10.0	2	610	1220
	CA50	108	10.0	1	113	113
	CA50	109	10.0	1	149	149
	CA50	110	10.0	2	641	1282
V2163	CA60	111	5.0	36	99	3564
	CA50	112	8.0	2	312	624
	CA50	113	10.0	2	487	974
	CA50	114	10.0	1	170	170
	CA50	115	10.0	1	164	164
	CA50	116	10.0	2	834	1668
V2164	CA60	117	5.0	29	99	2871
	CA50	118	10.0	2	661	1322
	CA50	119	10.0	1	139	139
	CA50	120	10.0	2	685	1370
V2165	CA60	121	5.0	21	99	2079
	CA50	122	8.0	1	84	84
	CA50	123	8.0	2	491	982
	CA50	124	10.0	2	464	928
V2166	CA60	125	5.0	12	99	1188
	CA50	126	8.0	2	289	578
	CA50	127	10.0	2	268	536
V2167	CA60	128	5.0	18	99	1782
	CA50	129	8.0	2	423	846
	CA50	130	10.0	2	414	828
V2168	CA60	131	5.0	11	99	1089
	CA50	132	8.0	2	284	568
	CA50	133	10.0	2	249	498
V2169	CA60	134	5.0	22	99	2178
	CA50	135	8.0	2	504	1008
	CA50	136	10.0	2	488	976
V2170	CA60	137	5.0	21	99	2079
	CA50	138	8.0	2	473	946
	CA50	139	10.0	2	464	928
V2171	CA60	140	5.0	28	99	2772
	CA50	141	8.0	2	652	1304
	CA50	142	10.0	2	610	1220
V2172	CA60	143	5.0	33	99	3267
	CA50	144	8.0	2	746	1492
	CA50	145	10.0	2	730	1460
V2186	CA60	146	5.0	20	99	1980
	CA50	147	8.0	2	466	932
	CA50	148	10.0	2	464	928
V2187	CA60	149	5.0	11	99	1089
	CA50	150	8.0	2	260	520
	CA50	151	8.0	2	263	526
V2188	CA60	152	5.0	16	99	1584
	CA50	153	8.0	2	370	740
	CA50	154	10.0	2	368	736

Resumo do aço

AÇO	DIAM (mm)	C.TOTAL (m)	PESO + 2 % (kg)
CA50	6.3	26.2	6.5
	8.0	420.6	169.3
	10.0	465.1	292.4
	16.0	3.4	5.5
CA60	5.0	970.3	152.5
PESO TOTAL (kg)			
CA50	473.7		
CA60	152.5		

Volume de concreto (C-25) = 11.03 m³
Área de forma = 177.6 m²

Nº	Comentário	Data	Autor
0	Emissão inicial		AUGUSTO

PROJETO ENGENHARIA
RUA SAMUEL CEZAR, 440 - AGUA VERDE / FONE: (41) 99204-4118
WWW.PROJETO764.ENG.BR / COMERCIAL@PROJETO764.ENG.BR

Obra:
**HOSPITAL EM ALVENARIA

V2173
ESC 1:50

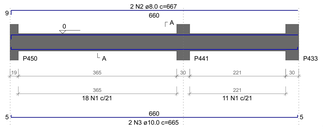

SEÇÃO A-A
ESC 1:25

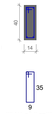

V2174
ESC 1:50

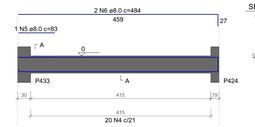

SEÇÃO A-A
ESC 1:25



V2175
ESC 1:50

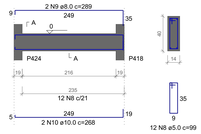

SEÇÃO A-A
ESC 1:25

V2176
ESC 1:50

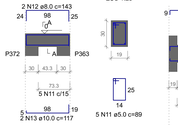

SEÇÃO A-A
ESC 1:25

V2177
ESC 1:50



SEÇÃO A-A
ESC 1:25



V2178
ESC 1:50

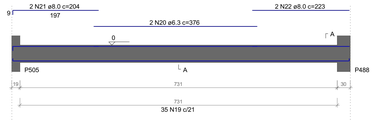

SEÇÃO A-A
ESC 1:25



V2179
ESC 1:50



SEÇÃO A-A
ESC 1:25

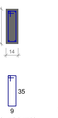

V2180
ESC 1:50



SEÇÃO A-A
ESC 1:25

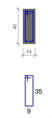

V2181
ESC 1:50



SEÇÃO A-A
ESC 1:25

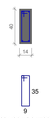

V2182
ESC 1:50

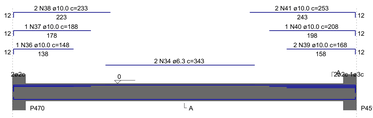

SEÇÃO A-A
ESC 1:25



V2183
ESC 1:50

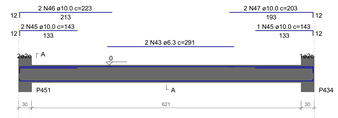

SEÇÃO A-A
ESC 1:25



V2184
ESC 1:50



SEÇÃO A-A
ESC 1:25



V2185
ESC 1:50

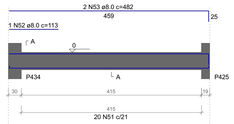

SEÇÃO A-A
ESC 1:25



V2189
ESC 1:50

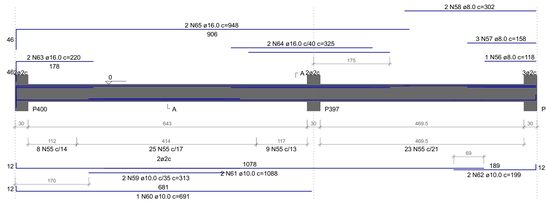

SEÇÃO A-A
ESC 1:25

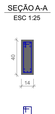

V2190
ESC 1:50

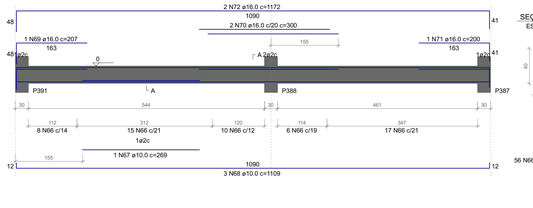

SEÇÃO A-A
ESC 1:25



V2191
ESC 1:50

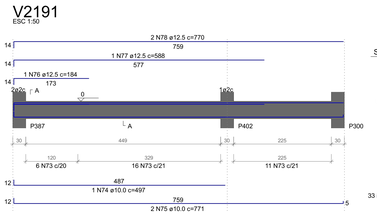

SEÇÃO A-A
ESC 1:25

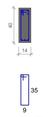

V2192
ESC 1:50

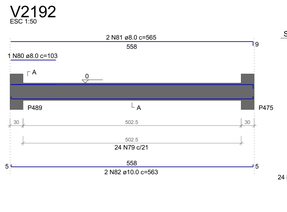

SEÇÃO A-A
ESC 1:25

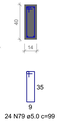

V2193
ESC 1:50

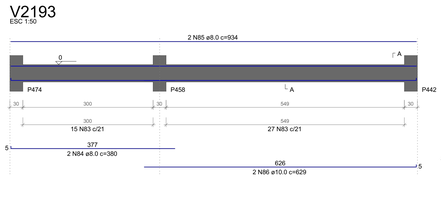

SEÇÃO A-A
ESC 1:25

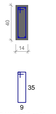

V2194
ESC 1:50

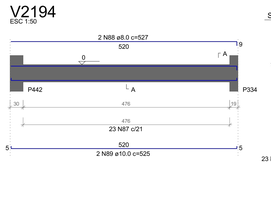

SEÇÃO A-A
ESC 1:25

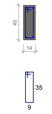

V2195
ESC 1:50

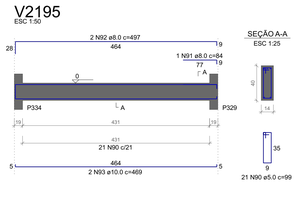

SEÇÃO A-A
ESC 1:25

V2196
ESC 1:50

SEÇÃO A-A
ESC 1:25

V2197
ESC 1:50

SEÇÃO A-A
ESC 1:25

V2198
ESC 1:50

SEÇÃO A-A
ESC 1:25

V2199
ESC 1:50

SEÇÃO A-A
ESC 1:25

V2200
ESC 1:50

SEÇÃO A-A
ESC 1:25

V2201
ESC 1:50

SEÇÃO A-A
ESC 1:25

V2202
ESC 1:50

SEÇÃO A-A
ESC 1:25

V2203
ESC 1:50

SEÇÃO A-A
ESC 1:25

Relação do aço

ELEMENTO	AÇO	N	DIAM (mm)	QUANT	C.UNIT (cm)	C.TOTAL (cm)
V2173	CA60	1	5.0	29	99	2871
	CA50	2	8.0	2	667	1334
	CA50	3	10.0	2	665	1330
V2174	CA60	4	5.0	20	99	1980
	CA50	5	8.0	1	83	83
	CA50	6	8.0	2	484	968
	CA50	7	10.0	2	464	928
V2175	CA60	8	5.0	12	99	1188
	CA50	9	8.0	2	289	578
	CA50	10	10.0	2	268	536
V2176	CA60	11	5.0	5	89	445
	CA50	12	8.0	2	143	286
	CA50	13	10.0	2	117	234
V2177	CA60	14	5.0	33	99	3267
	CA50	15	6.3	2	335	670
	CA50	16	8.0	2	204	408
	CA50	17	8.0	2	223	446
	CA50	18	10.0	2	739	1478
V2178	CA60	19	5.0	35	99	3465
	CA50	20	6.3	2	376	752
	CA50	21	8.0	2	204	408
	CA50	22	8.0	2	223	446
	CA50	23	10.0	2	780	1560
V2179	CA60	24	5.0	27	99	2673
	CA50	25	8.0	2	605	1210
	CA50	26	10.0	2	610	1220
V2180	CA60	27	5.0	24	99	2376
	CA50	28	8.0	2	558	1116
	CA50	29	10.0	2	563	1126
V2181	CA60	30	5.0	36	99	3564
	CA50	31	8.0	2	801	1602
	CA50	32	10.0	2	799	1598
V2182	CA60	33	5.0	35	99	3465
	CA50	34	6.3	2	343	686
	CA50	35	10.0	2	793	1586
	CA50	36	10.0	1	148	148
	CA50	37	10.0	1	188	188
	CA50	38	10.0	2	233	466
	CA50	39	10.0	2	168	336
	CA50	40	10.0	1	208	208
	CA50	41	10.0	2	253	506
V2183	CA60	42	5.0	30	99	2970
	CA50	43	6.3	2	291	582
	CA50	44	10.0	2	681	1362
	CA50	45	10.0	3	143	429
	CA50	46	10.0	2	223	446
	CA50	47	10.0	2	203	406
V2184	CA60	48	5.0	30	99	2970
	CA50	49	8.0	2	676	1352
	CA50	50	10.0	2	681	1362
V2185	CA60	51	5.0	20	99	1980
	CA50	52	8.0	1	113	113
	CA50	53	8.0	2	482	964
	CA50	54	10.0	2	464	928
V2189	CA60	55	5.0	65	99	6435
	CA50	56	8.0	1	118	118
	CA50	57	8.0	3	158	474
	CA50	58	8.0	2	302	604
	CA50	59	10.0	2	313	626
	CA50	60	10.0	1	691	691
	CA50	61	10.0	2	1088	2176
	CA50	62	10.0	2	199	398
	CA50	63	16.0	2	220	440
	CA50	64	16.0	2	325	650
	CA50	65	16.0	2	948	1896
V2190	CA60	66	5.0	56	99	5544
	CA50	67	10.0	1	269	269
	CA50	68	10.0	3	1109	3327
	CA50	69	16.0	1	207	207
	CA50	70	16.0	2	300	600
	CA50	71	16.0	1	200	200
	CA50	72	16.0	2	1172	2344
V2191	CA60	73	5.0	33	99	3267
	CA50	74	10.0	1	497	497
	CA50	75	10.0	2	771	1542
	CA50	76	12.5	1	184	184
	CA50	77	12.5	1	588	588
	CA50	78	12.5	2	770	1540
V2192	CA60	79	5.0	24	99	2376
	CA50	80	8.0	1	103	103
	CA50	81	8.0	2	565	1130
	CA50	82	10.0	2	563	1126
V2193	CA60	83	5.0	42	99	4158
	CA50	84	8.0	2	380	760
	CA50	85	8.0	2	934	1868
	CA50	86	10.0	2	629	1258
V2194	CA60	87	5.0	23	99	2277
	CA50	88	8.0	2	527	1054
	CA50	89	10.0	2	525	1050
V2195	CA60	90	5.0	21	99	2079
	CA50	91	8.0	1	84	84
	CA50	92	8.0	2	497	994
	CA50	93	10.0	2	469	938
V2196	CA60	94	5.0	26	99	2574
	CA50	95	8.0	1	409	409
	CA50	96	8.0	2	605	1210
	CA50	97	10.0	2	603	1206
V2197	CA60	98	5.0	52	99	5148
	CA50	99	8.0	3	225	675
	CA50	100	8.0	1	558	558
	CA50	101	8.0	1	115	115
	CA50	102	8.0	2	155	310
	CA50	103	8.0	2	1078	2156
	CA50	104	8.0	2	183	366
	CA50	105	10.0	1	215	215
	CA50	106	10.0	2	1081	2162
	CA50	107	10.0	2	178	356
V2198	CA60	108	5.0	54	99	5346
	CA50	109	6.3	2	258	516
	CA50	110	8.0	2	150	300
	CA50	111	8.0	3	190	570
	CA50	112	8.0	2	220	440
	CA50	113	8.0	2	123	246
	CA50	114	8.0	2	322	644
	CA50	115	10.0	1	363	363
	CA50	116	10.0	2	1088	2176
	CA50	117	10.0	2	172	344
	CA50	118	16.0	1	295	295
	CA50	119	16.0	2	435	870
V2199	CA60	120	5.0	49	99	4851
	CA50	121	8.0	1	113	113
	CA50	122	8.0	2	214	428
	CA50	123	10.0	1	631	631
	CA50	124	10.0	2	1102	2204
	CA50	125	16.0	1	240	240
	CA50	126	16.0	2	939	1878
V2200	CA60	127	5.0	48	99	4752
	CA50	128	8.0	1	135	135
	CA50	129	8.0	3	175	525
	CA50	130	8.0	2	200	400
	CA50	131	8.0	2	389	778
	CA50	132	8.0	2	118	236
	CA50	133	8.0	2	194	388
	CA50	134	10.0	1	592	592
	CA50	135	10.0	2	1102	2204
	CA50	136	16.0	2	535	1070
V2201	CA60	137	5.0	34	99	3366
	CA50	138	10.0	2	800	1600
	CA50	139	10.0	1	148	148
	CA50	140	10.0	1	200	200
	CA50	141	10.0	2	805	1610
V2202	CA60	142	5.0	34	99	3366
	CA50	143	8.0	1	130	130
	CA50	144	8.0	1	165	165
	CA50	145	8.0	2	559	1118
	CA50	146	8.0	2	778	1556
	CA50	147	10.0	2	776	1552
V2203	CA60	148	5.0	36	99	3564
	CA50	149	10.0	1	226	226
	CA50	150	10.0	2	824	1648
	CA50	151	10.0	1	225	225
	CA50	152	10.0	2	850	1700

Resumo do aço

AÇO	DIAM (mm)	C.TOTAL (m)	PESO + 2 % (kg)
CA50	6.3	32.1	8
	8.0	324.8	130.7
	10.0	536.5	337.3
	12.5	23.2	22.7
	16.0	106.9	172.1
CA60	5.0	923.2	145.1

PESO TOTAL (kg)	
CA50	670.8
CA60	145.1

Volume de concreto (C-25) = 10.46 m³
Área de forma = 163.21 m²

Nº	Comentário	Data	Autor
0	Emissão inicial		AUGUSTO

PROJETO ENGENHARIA
RUA SAMUEL CEZAR, 440 - AGUA VERDE - (41) 99204-4116
WWW.PROJETOTAK.ENG.BR - COMERCIAL@PROJETOTAK.ENG.BR

Obra:
HOSPITAL EM ALVENARIA
RUA DOS PESSEGUEIROS, SN

Código do Projeto :
6306

Proprietário:
MUNICIPIO DE CORREIA PINTO

Assinatura:

Autor Projeto:
AUGUSTO CESAR HENKE GRUBER
Autor Projeto — CREA PR-33.829/D

Assinatura:

Referências:
ARMADURA VIGAS

Escala:
INDICADA

Desenho:
AUGUSTO

Coordenador:
AUGUSTO

Data:

Prancha:
45
87

Revisão:
R.0

PROJETO ESTRUTURAL

A0-1188x841mm

V2204
ESC 1:50

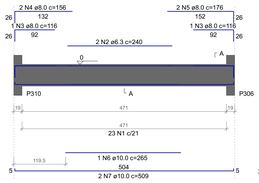

SEÇÃO A-A
ESC 1:25

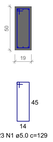

V2205
ESC 1:50

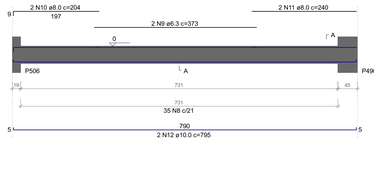

SEÇÃO A-A
ESC 1:25

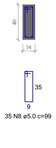

V2206
ESC 1:50

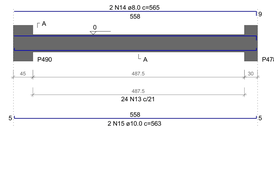

SEÇÃO A-A
ESC 1:25



V2207
ESC 1:50

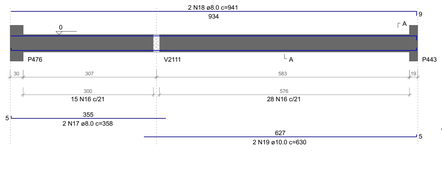

SEÇÃO A-A
ESC 1:25



V2208
ESC 1:50

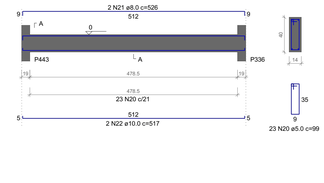

SEÇÃO A-A
ESC 1:25

V2209
ESC 1:50

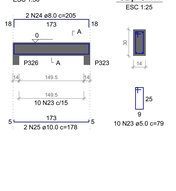

SEÇÃO A-A
ESC 1:25

V2210
ESC 1:50

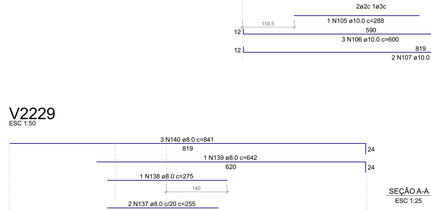

SEÇÃO A-A
ESC 1:25



V2211
ESC 1:50

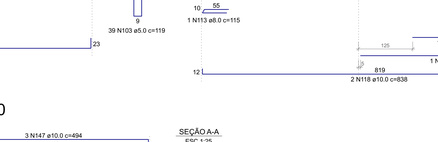

SEÇÃO A-A
ESC 1:25



V2212
ESC 1:50



SEÇÃO A-A
ESC 1:25



V2213
ESC 1:50

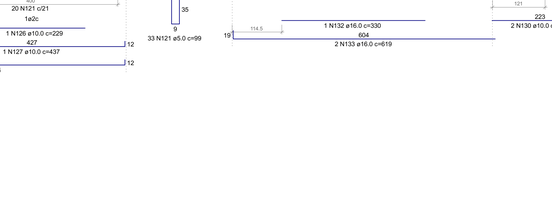

SEÇÃO A-A
ESC 1:25

V2214
ESC 1:50

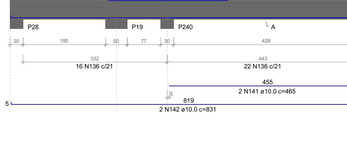

SEÇÃO A-A
ESC 1:25



V2215
ESC 1:50

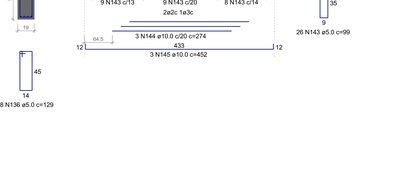

SEÇÃO A-A
ESC 1:25

V2216
ESC 1:50

SEÇÃO A-A
ESC 1:25

V2217
ESC 1:50

SEÇÃO A-A
ESC 1:25

V2218
ESC 1:50

SEÇÃO A-A
ESC 1:25

V2219
ESC 1:50

SEÇÃO A-A
ESC 1:25

V2220
ESC 1:50

SEÇÃO A-A
ESC 1:25

V2221
ESC 1:50

SEÇÃO A-A
ESC 1:25

V2222
ESC 1:50

SEÇÃO A-A
ESC 1:25

V2223
ESC 1:50

SEÇÃO A-A
ESC 1:25

V2224
ESC 1:50

SEÇÃO A-A
ESC 1:25

V2225
ESC 1:50

SEÇÃO A-A
ESC 1:25

V2226
ESC 1:50

SEÇÃO A-A
ESC 1:25

V2227
ESC 1:50

SEÇÃO A-A
ESC 1:25

V2228
ESC 1:50

SEÇÃO A-A
ESC 1:25

V2229
ESC 1:50

SEÇÃO A-A
ESC 1:25

V2230
ESC 1:50

SEÇÃO A-A
ESC 1:25

Relação do aço

ELEMENTO	AÇO	N	DIAM (mm)	QUANT	C.UNIT (cm)	C.TOTAL (cm)
V2204	CA60	1	5.0	23	129	2967
	CA50	2	6.3	2	240	480
	CA50	3	8.0	2	116	232
	CA50	4	8.0	2	156	312
	CA50	5	8.0	2	176	352
	CA50	6	10.0	1	265	265
	CA50	7	10.0	2	509	1018
V2205	CA60	8	5.0	35	99	3465
	CA50	9	6.3	2	373	746
	CA50	10	8.0	2	204	408
	CA50	11	8.0	2	240	480
	CA50	12	10.0	2	795	1590
V2206	CA60	13	5.0	24	99	2376
	CA50	14	8.0	2	565	1130
	CA50	15	10.0	2	563	1126
V2207	CA60	16	5.0	43	99	4257
	CA50	17	8.0	2	358	716
	CA50	18	8.0	2	941	1882
	CA50	19	10.0	2	630	1260
V2208	CA60	20	5.0	23	99	2277
	CA50	21	8.0	2	526	1052
	CA50	22	10.0	2	517	1034
V2209	CA60	23	5.0	10	79	790
	CA50	24	8.0	2	205	410
	CA50	25	10.0	2	178	356
V2210	CA60	26	5.0	43	109	4687
	CA50	27	6.3	2	255	510
	CA50	28	8.0	1	84	84
	CA50	29	8.0	2	263	526
	CA50	30	8.0	3	94	282
	CA50	31	10.0	1	164	164
	CA50	32	10.0	3	265	795
	CA50	33	10.0	2	940	1880
	CA50	34	16.0	1	220	220
	CA50	35	16.0	2	380	760
V2211	CA60	36	5.0	43	99	4257
	CA50	37	8.0	2	962	1924
	CA50	38	10.0	2	939	1878
V2212	CA60	39	5.0	23	99	2277
	CA50	40	8.0	2	523	1046
	CA50	41	10.0	2	514	1028
V2213	CA60	42	5.0	55	99	5445
	CA50	43	8.0	2	405	810
	CA50	44	10.0	2	290	580
	CA50	45	10.0	1	215	215
	CA50	46	10.0	2	510	1020
	CA50	47	10.0	1	225	225
	CA50	48	10.0	1	123	123
	CA50	49	10.0	2	1111	2222
	CA50	50	10.0	2	189	378
V2214	CA60	51	5.0	31	99	3069
	CA50	52	8.0	1	135	135
	CA50	53	8.0	2	712	1424
	CA50	54	10.0	2	703	1406
V2215	CA60	55	5.0	56	99	5544
	CA50	56	10.0	2	285	570
	CA50	57	10.0	1	608	608
	CA50	58	10.0	2	831	1662
	CA50	59	10.0	1	268	268
	CA50	60	16.0	1	206	206
	CA50	61	16.0	2	285	570
	CA50	62	16.0	2	867	1734
V2216	CA60	63	5.0	23	129	2967
	CA50	64	6.3	2	220	440
	CA50	65	8.0	2	116	232
	CA50	66	8.0	4	176	704
	CA50	67	10.0	1	270	270
	CA50	68	10.0	2	509	1018
V2217	CA60	69	5.0	34	99	3366
	CA50	70	8.0	1	180	180
	CA50	71	8.0	2	398	796
	CA50	72	10.0	2	301	602
	CA50	73	10.0	2	831	1662
	CA50	74	12.5	2	270	540
	CA50	75	12.5	2	693	1386
V2218	CA60	76	5.0	17	89	1513
	CA50	77	8.0	2	318	636
	CA50	78	10.0	2	301	602
V2219	CA60	79	5.0	34	99	3366
	CA50	80	8.0	1	170	170
	CA50	81	8.0	2	782	1564
	CA50	82	10.0	2	780	1560
V2220	CA60	83	5.0	24	99	2376
	CA50	84	8.0	2	133	266
	CA50	85	8.0	1	118	118
	CA50	86	8.0	2	558	1116
	CA50	87	10.0	2	563	1126
V2221	CA60	88	5.0	41	99	4059
	CA50	89	8.0	2	934	1868
	CA50	90	10.0	2	939	1878
V2222	CA60	91	5.0	23	99	2277
	CA50	92	6.3	2	225	450
	CA50	93	8.0	1	118	118
	CA50	94	8.0	2	168	336
	CA50	95	8.0	2	148	296
	CA50	96	10.0	2	525	1050
V2223	CA60	97	5.0	44	109	4796
	CA50	98	8.0	3	1066	3198
	CA50	99	10.0	2	1026	2052
V2224	CA60	100	5.0	15	89	1335
	CA50	101	8.0	2	324	648
	CA50	102	10.0	2	285	570
V2225	CA60	103	5.0	39	119	4641
	CA50	104	6.3	2	223	446
	CA50	105	10.0	1	288	288
	CA50	106	10.0	3	600	1800
	CA50	107	10.0	2	849	1698
	CA50	108	10.0	1	152	152
	CA50	109	10.0	2	192	384
	CA50	110	16.0	2	270	540
	CA50	111	16.0	2	455	910
V2226	CA60	112	5.0	45	99	4455
	CA50	113	8.0	1	115	115
	CA50	114	8.0	4	146	584
	CA50	115	8.0	2	284	568
	CA50	116	10.0	1	248	248
	CA50	117	10.0	1	465	465
	CA50	118	10.0	2	838	1676
	CA50	119	16.0	1	270	270
	CA50	120	16.0	2	584	1168
V2227	CA60	121	5.0	33	99	3267
	CA50	122	8.0	3	190	570
	CA50	123	8.0	1	498	498
	CA50	124	8.0	1	538	538
	CA50	125	8.0	2	738	1476
	CA50	126	10.0	1	229	229
	CA50	127	10.0	1	437	437
	CA50	128	10.0	2	724	1448
V2228	CA60	129	5.0	58	99	5742
	CA50	130	10.0	2	240	480
	CA50	131	10.0	1	269	269
	CA50	132	16.0	1	330	330
	CA50	133	16.0	2	619	1238
	CA50	134	16.0	2	305	610
	CA50	135	16.0	2	871	1742
V2229	CA60	136	5.0	38	129	4902
	CA50	137	8.0	2	255	510
	CA50	138	8.0	1	275	275
	CA50	139	8.0	1	642	642
	CA50	140	8.0	3	841	2523
	CA50	141	10.0	2	465	930
	CA50	142	10.0	2	831	1662
V2230	CA60	143	5.0	26	99	2574
	CA50	144	10.0	3	274	822
	CA50	145	10.0	3	452	1356
	CA50	146	10.0	1	136	136
	CA50	147	10.0	3	494	1482

Resumo do aço

AÇO	DIAM (mm)	C.TOTAL (m)	PESO + 2 % (kg)
CA50	6.3	30.8	7.7
	8.0	337.5	135.8
	10.0	500.3	314.6
	12.5	19.3	18.9
	16.0	103	165.8
CA60	5.0	930.5	146.3
PESO TOTAL (kg)			
CA50	642.8		
CA60	146.3		

Volume de concreto (C-25) = 10.64 m³
Área de forma = 141.26 m²

Nº	Comentário	Data	Autor
0	Emissão inicial		AUGUSTO

PROJETO ENGENHARIA
RUA SAMUEL CEZAR, 440 / AGUA VERDE / FONE: (41) 99004-4118
WWW.PROJETTAR.ENG.BR / COMERCIAL@PROJETTAR.ENG.BR

Obra:
HOSPITAL EM ALVENARIA
RUA DOS PESSEGUEIROS, 89

Código do Projeto: **6306**

Proprietário:
MUNICIPIO DE CORREIA PINTO

Assinatura:

Autor Projeto:
AUGUSTO CESAR HENKE GRUBER
Autor Projeto — CREA PR-33.829/D

Assinatura:

Referências:
ARMADURA VIGAS

Escala: INDICADA
Desenho: AUGUSTO
Coordenador: AUGUSTO
Data:

Prancha: **46** 87
Revisão: R.0

PROJETO ESTRUTURAL

A0-1188x841mm

V2231
ESC 1:50

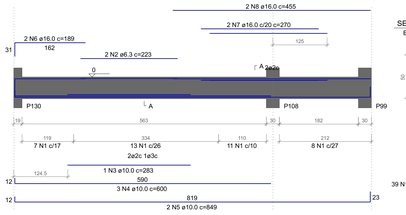

V2232
ESC 1:50

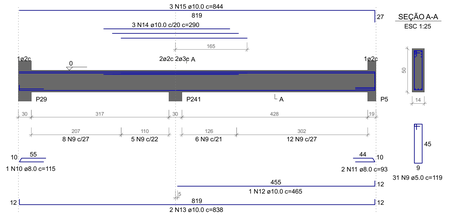

V2233
ESC 1:50

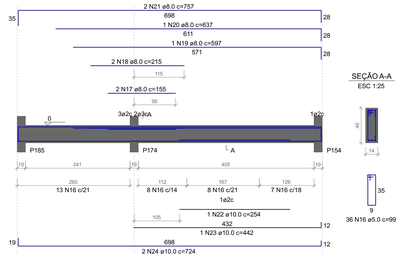

V2234
ESC 1:50

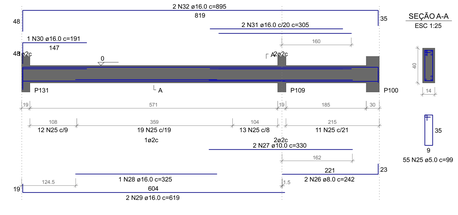

V2235
ESC 1:50

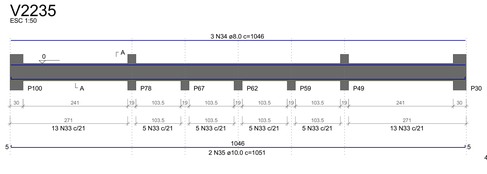

V2236
ESC 1:50

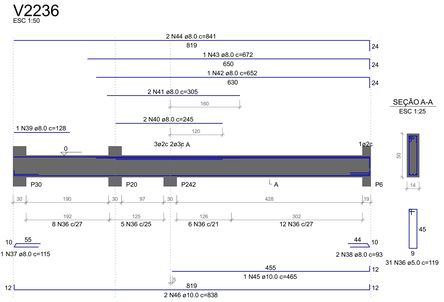

V2237
ESC 1:50

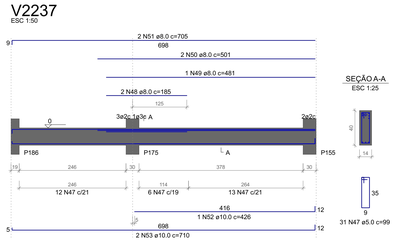

V2238
ESC 1:50

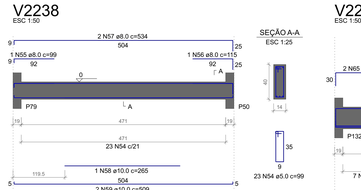

V2239
ESC 1:50

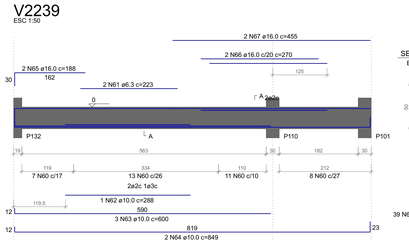

V2240
ESC 1:50

V2241
ESC 1:50

V2242
ESC 1:50

V2243
ESC 1:50

V2244
ESC 1:50



V2245
ESC 1:50

V2246
ESC 1:50

V2247
ESC 1:50

V2248
ESC 1:50

V2249
ESC 1:50

V2250
ESC 1:50

V2251
ESC 1:50

Relação do aço

ELEMENTO	AÇO	N	DIAM (mm)	QUANT	C.UNIT (cm)	C.TOTAL (cm)
V2231	CA60	1	5.0	39	119	4641
	CA50	2	6.3	2	223	446
	CA50	3	10.0	1	283	283
	CA50	4	10.0	3	600	1800
	CA50	5	10.0	2	849	1698
	CA50	6	16.0	2	189	378
	CA50	7	16.0	2	270	540
	CA50	8	16.0	2	455	910
V2232	CA60	9	5.0	31	119	3689
	CA50	10	8.0	1	115	115
	CA50	11	8.0	2	93	186
	CA50	12	10.0	1	465	465
	CA50	13	10.0	2	838	1676
	CA50	14	10.0	3	290	870
	CA50	15	10.0	3	844	2532
V2233	CA60	16	5.0	36	99	3564
	CA50	17	8.0	2	155	310
	CA50	18	8.0	2	215	430
	CA50	19	8.0	1	597	597
	CA50	20	8.0	1	637	637
	CA50	21	8.0	2	757	1514
	CA50	22	10.0	1	254	254
	CA50	23	10.0	1	442	442
	CA50	24	10.0	2	724	1448
V2234	CA60	25	5.0	55	99	5445
	CA50	26	8.0	2	242	484
	CA50	27	10.0	2	330	660
	CA50	28	16.0	1	325	325
	CA50	29	16.0	2	619	1238
	CA50	30	16.0	1	191	191
	CA50	31	16.0	2	305	610
	CA50	32	16.0	2	895	1790
V2235	CA60	33	5.0	46	109	5014
	CA50	34	8.0	3	1046	3138
	CA50	35	10.0	2	1051	2102
V2236	CA60	36	5.0	31	119	3689
	CA50	37	8.0	1	115	115
	CA50	38	8.0	2	93	186
	CA50	39	8.0	1	128	128
	CA50	40	8.0	2	245	490
	CA50	41	8.0	2	305	610
	CA50	42	8.0	1	652	652
	CA50	43	8.0	1	672	672
	CA50	44	8.0	2	841	1682
	CA50	45	10.0	1	465	465
	CA50	46	10.0	1	838	1676
V2237	CA60	47	5.0	31	99	3069
	CA50	48	8.0	2	185	370
	CA50	49	8.0	1	481	481
	CA50	50	8.0	2	501	1002
	CA50	51	8.0	2	705	1410
	CA50	52	10.0	1	426	426
	CA50	53	10.0	2	710	1420
V2238	CA60	54	5.0	23	99	2277
	CA50	55	8.0	1	99	99
	CA50	56	8.0	1	115	115
	CA50	57	8.0	2	534	1068
	CA50	58	10.0	1	265	265
	CA50	59	10.0	2	509	1018
V2239	CA60	60	5.0	39	119	4641
	CA50	61	6.3	2	223	446
	CA50	62	10.0	1	288	288
	CA50	63	10.0	3	600	1800
	CA50	64	10.0	2	849	1698
	CA50	65	16.0	2	188	376
	CA50	66	16.0	2	270	540
	CA50	67	16.0	2	455	910
V2240	CA60	68	5.0	30	119	3570
	CA50	69	8.0	1	115	115
	CA50	70	8.0	2	93	186
	CA50	71	10.0	1	465	465
	CA50	72	10.0	2	838	1676
	CA50	73	10.0	2	305	610
	CA50	74	10.0	3	857	2571
V2241	CA60	75	5.0	38	99	3762
	CA50	76	8.0	2	155	310
	CA50	77	8.0	2	180	360
	CA50	78	8.0	1	562	562
	CA50	79	8.0	1	602	602
	CA50	80	8.0	2	757	1514
	CA50	81	10.0	1	254	254
	CA50	82	10.0	1	442	442
	CA50	83	10.0	2	724	1448
V2242	CA60	84	5.0	39	99	3861
	CA50	85	6.3	2	181	362
	CA50	86	8.0	3	168	504
	CA50	87	8.0	2	208	416
	CA50	88	8.0	1	301	301
	CA50	89	10.0	2	608	1216
	CA50	90	10.0	2	845	1690
	CA50	91	16.0	1	265	265
	CA50	92	16.0	2	477	954
V2243	CA60	93	5.0	47	99	4653
	CA50	94	10.0	1	215	215
	CA50	95	10.0	2	1051	2102
	CA50	96	10.0	1	190	190
	CA50	97	10.0	1	170	170
	CA50	98	10.0	2	1046	2092
V2244	CA60	99	5.0	12	99	1188
	CA50	100	8.0	2	285	570
	CA50	101	8.0	1	126	126
	CA50	102	8.0	2	305	610
V2245	CA60	103	5.0	37	99	3663
	CA50	104	6.3	2	185	370
	CA50	105	8.0	3	168	504
	CA50	106	8.0	2	208	416
	CA50	107	10.0	2	592	1184
	CA50	108	10.0	2	831	1662
	CA50	109	16.0	1	280	280
	CA50	110	16.0	2	473	946
V2246	CA60	111	5.0	33	99	3267
	CA50	112	8.0	3	175	525
	CA50	113	8.0	1	523	523
	CA50	114	8.0	1	563	563
	CA50	115	8.0	2	738	1476
	CA50	116	10.0	1	269	269
	CA50	117	10.0	1	442	442
	CA50	118	10.0	2	724	1448
V2247	CA60	119	5.0	17	79	1343
	CA50	120	8.0	1	160	160
	CA50	121	8.0	1	216	216
	CA50	122	8.0	2	256	512
	CA50	123	8.0	2	305	610
	CA50	124	10.0	2	290	580
V2248	CA60	125	5.0	44	109	4796
	CA50	126	8.0	2	235	470
	CA50	127	8.0	3	981	2943
	CA50	128	10.0	2	973	1946
V2249	CA60	129	5.0	32	99	3168
	CA50	130	8.0	2	155	310
	CA50	131	8.0	2	712	1424
	CA50	132	10.0	2	703	1406
V2250	CA60	133	5.0	40	149	5960
	CA50	134	6.3	8	CORR	2480
	CA50	135	6.3	8	CORR	1344
	CA50	136	6.3	8	CORR	920
	CA50	137	6.3	8	CORR	2008
	CA50	138	6.3	8	CORR	1824
	CA50	139	8.0	4	972	3888
	CA50	140	10.0	1	319	319
	CA50	141	10.0	1	80	80
	CA50	142	10.0	1	166	166
	CA50	143	10.0	1	153	153
	CA50	144	10.0	2	977	1954
V2251	CA60	145	5.0	51	109	5559
	CA50	146	8.0	2	135	270
	CA50	147	8.0	2	334	668
	CA50	148	10.0	1	326	326
	CA50	149	10.0	2	618	1236
	CA50	150	10.0	2	1142	2284
	CA50	151	16.0	1	199	199
	CA50	152	16.0	2	315	630
	CA50	153	16.0	2	849	1698

Resumo do aço

AÇO	DIAM (mm)	C.TOTAL (m)	PESO + 2 % (kg)
CA50	6.3	102	25.5
	8.0	378.5	152.3
	10.0	541.9	340.7
	16.0	127.8	205.7
CA60	5.0	809.2	127.1
PESO TOTAL (kg)			
CA50	724.3		
CA60	127.1		

Volume de concreto (C-25) = 9.61 m³
Área de forma = 119.15 m²

Nº	Comentário	Data	Autor
0	Emissão inicial		AUGUSTO

PROJETEC ENGENHARIA
RUA SAMUEL CEZAR, 440 - AGUA VERDE - T. FONE: (+51) 99506-4118
WWW.PROJETETAR.ENG.BR - COMERCIAL@PROJETETAR.ENG.BR

Obra:
HOSPITAL EM ALVENARIA
RUA DOS PESSEGUEIROS, SN

Código do Projeto: **6306**

Proprietário:
MUNICIPIO DE CORREIA PINTO

Assinatura:

Autor Projeto:
AUGUSTO CESAR HENKE GRUBER
Autor Projeto — CREA PR-33.829/D

Assinatura:

Referências:
ARMADURA VIGAS

Escala: INDICADA
Desenho: AUGUSTO
Coordenador: AUGUSTO
Data:

Prancha: **47** / 87
Revisão: R.0

PROJETO ESTRUTURAL

A0-1188x841mm

V2252
ESC 1:50

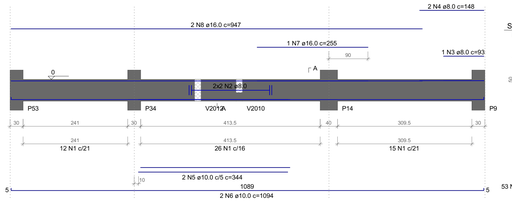

V2253
ESC 1:50

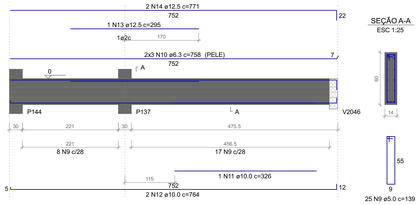

V2254
ESC 1:50

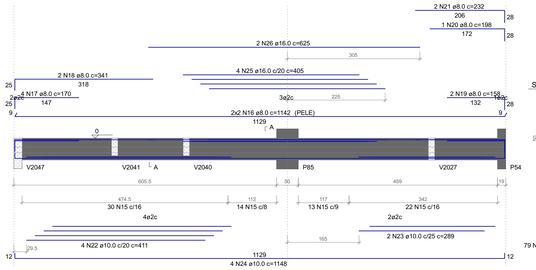

V2255
ESC 1:50

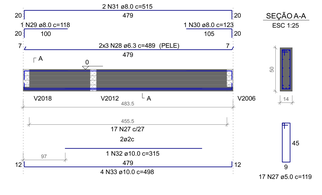

V2256
ESC 1:50

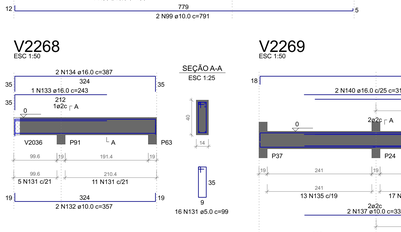

V2257
ESC 1:50

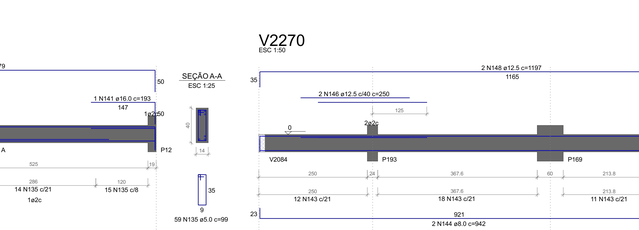

V2258
ESC 1:50

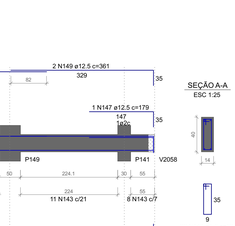

V2259
ESC 1:50



V2260
ESC 1:50



V2261
ESC 1:50



V2262
ESC 1:50

V2263
ESC 1:50

V2264
ESC 1:50

V2265
ESC 1:50

V2266
ESC 1:50

V2267
ESC 1:50

V2268
ESC 1:50

V2269
ESC 1:50

V2270
ESC 1:50

Relação do aço

ELEMENTO	AÇO	N	DIAM (mm)	QUANT	C.UNIT (cm)	C.TOTAL (cm)
V2252	CA60	1	5.0	53	129	6837
	CA50	2	8.0	4	CORR	1916
	CA50	3	8.0	1	93	93
	CA50	4	8.0	2	148	296
	CA50	5	10.0	2	344	688
	CA50	6	10.0	2	1094	2188
	CA50	7	16.0	1	255	255
	CA50	8	16.0	2	947	1894
V2253	CA60	9	5.0	25	139	3475
	CA50	10	6.3	6	758	4548
	CA50	11	10.0	1	326	326
	CA50	12	10.0	2	764	1528
	CA50	13	12.5	1	295	295
	CA50	14	12.5	2	771	1542
V2254	CA60	15	5.0	79	129	10191
	CA50	16	8.0	4	1142	4568
	CA50	17	8.0	4	170	680
	CA50	18	8.0	2	341	682
	CA50	19	8.0	2	158	316
	CA50	20	8.0	1	198	198
	CA50	21	8.0	2	232	464
	CA50	22	10.0	4	411	1644
	CA50	23	10.0	2	289	578
	CA50	24	10.0	4	1148	4592
	CA50	25	16.0	4	405	1620
	CA50	26	16.0	2	625	1250
V2255	CA60	27	5.0	17	119	2023
	CA50	28	6.3	6	489	2934
	CA50	29	8.0	1	118	118
	CA50	30	8.0	1	123	123
	CA50	31	8.0	2	515	1030
	CA50	32	10.0	1	315	315
	CA50	33	10.0	4	498	1992
V2256	CA60	34	5.0	57	119	6783
	CA50	35	8.0	4	574	2296
	CA50	36	8.0	2	266	532
	CA50	37	10.0	2	317	634
	CA50	38	10.0	5	549	2745
	CA50	39	10.0	1	280	280
	CA50	40	16.0	2	280	560
	CA50	41	16.0	1	345	345
	CA50	42	16.0	2	862	1724
V2257	CA60	43	5.0	64	109	6976
	CA50	44	6.3	2	220	440
	CA50	45	8.0	1	83	83
	CA50	46	8.0	2	174	348
	CA50	47	10.0	1	315	315
	CA50	48	10.0	2	1166	2332
	CA50	49	10.0	2	262	524
	CA50	50	16.0	1	245	245
	CA50	51	16.0	2	513	1026
	CA50	52	16.0	2	566	1132
V2258	CA60	53	5.0	11	99	1089
	CA50	54	10.0	2	255	510
	CA50	55	16.0	1	232	232
	CA50	56	16.0	2	306	612
V2259	CA60	57	5.0	16	99	1584
	CA50	58	6.3	2	240	480
	CA50	59	8.0	2	151	302
	CA50	60	10.0	1	280	280
	CA50	61	10.0	3	378	1134
V2260	CA50	62	5.0	10	1643	16430
	CA60	63	5.0	12	99	1188
	CA60	64	5.0	55	159	8745
	CA60	65	5.0	6	89	534
	CA50	66	8.0	1	943	943
	CA50	67	8.0	2	1030	2060
	CA50	68	10.0	2	275	550
	CA50	69	10.0	2	1184	2368
	CA50	70	10.0	2	564	1128
	CA50	71	10.0	4	123	492
	CA50	72	16.0	1	280	280
	CA50	73	16.0	2	586	1172
	CA50	74	16.0	2	383	766
V2261	CA60	75	5.0	50	139	6950
	CA50	76	6.3	6	625	3750
	CA50	77	8.0	3	129	387
	CA50	78	8.0	1	142	142
	CA50	79	8.0	2	440	880
	CA50	80	12.5	2	203	406
	CA50	81	12.5	2	248	496
	CA50	82	16.0	1	413	413
	CA50	83	16.0	1	543	543
	CA50	84	16.0	2	646	1292
V2262	CA60	85	5.0	51	99	5049
	CA50	86	6.3	2	194	388
	CA50	87	8.0	2	123	246
	CA50	88	8.0	3	163	489
	CA50	89	8.0	2	188	376
	CA50	90	10.0	3	324	972
	CA50	91	10.0	1	562	562
	CA50	92	10.0	2	830	1660
	CA50	93	16.0	2	285	570
	CA50	94	16.0	2	496	992
V2263	CA60	95	5.0	40	119	4760
	CA50	96	6.3	6	526	3156
	CA50	97	10.0	1	344	344
	CA50	98	10.0	1	496	496
	CA50	99	10.0	2	791	1582
	CA50	100	16.0	1	265	265
	CA50	101	16.0	1	290	290
	CA50	102	16.0	2	820	1640
V2264	CA60	103	5.0	84	99	8316
	CA50	104	16.0	2	366	732
	CA50	105	16.0	2	648	1296
	CA50	106	16.0	1	204	204
	CA50	107	16.0	1	172	172
	CA50	108	16.0	2	712	1424
V2265	CA60	109	5.0	12	99	1188
	CA50	110	8.0	2	316	632
	CA50	111	10.0	2	286	572
V2266	CA60	112	5.0	29	139	4031
	CA50	113	6.3	6	827	4962
	CA50	114	6.3	2	345	690
	CA50	115	8.0	3	108	324
	CA50	116	10.0	2	848	1696
	CA50	117	10.0	1	327	327
	CA50	118	10.0	2	372	744
	CA50	119	10.0	2	457	914
V2267	CA60	120	5.0	53	119	6307
	CA50	121	6.3	6	CORR	2658
	CA50	122	8.0	1	140	140
	CA50	123	8.0	2	270	540
	CA50	124	8.0	1	295	295
	CA50	125	8.0	1	335	335
	CA50	126	8.0	1	753	753
	CA50	127	8.0	2	916	1832
	CA50	128	10.0	1	109	109
	CA50	129	10.0	2	163	326
	CA50	130	10.0	2	874	1748
V2268	CA60	131	5.0	16	99	1584
	CA50	132	10.0	2	357	714
	CA50	133	16.0	1	243	243
	CA50	134	16.0	2	387	774
V2269	CA60	135	5.0	59	99	5841
	CA50	136	8.0	2	274	548
	CA50	137	10.0	2	332	664
	CA50	138	16.0	1	299	299
	CA50	139	16.0	2	573	1146
	CA50	140	16.0	2	310	620
	CA50	141	16.0	1	193	193
	CA50	142	16.0	2	879	1758
V2270	CA60	143	5.0	66	99	6534
	CA50	144	8.0	2	942	1884
	CA50	145	10.0	2	518	1036
	CA50	146	12.5	2	250	500
	CA50	147	12.5	1	179	179
	CA50	148	12.5	2	1197	2394
	CA50	149	12.5	2	361	722

Resumo do aço

AÇO	DIAM (mm)	C.TOTAL (m)	PESO + 2 % (kg)
CA50	6.3	240.1	59.9
	8.0	268.6	108.1
	10.0	416.1	261.7
	12.5	65.4	64.2
	16.0	279.8	450.4
CA60	5.0	1164.2	183
PESO TOTAL (kg)			
CA50	944.3		
CA60	183		

Volume de concreto (C-25) = 10.55 m³
Área de forma = 126.63 m²

Nº	Comentário	Data	Autor
0	Emissão inicial		AUGUSTO

PROJE ENGENHARIA
RUA SAMUEL CEZAR, 440 - AGUA VERDE - T. FONE: (+51) 99506-4118
WWW.PROJETO45.ENG.BR - COMERCIAL@PROJETO45.ENG.BR

Obra:
HOSPITAL EM ALVENARIA
RUA DOS PESSEGUEIROS, SN

Código do Projeto: **6306**

Proprietário:
MUNICIPIO DE CORREIA PINTO

Assinatura:

Autor Projeto:
AUGUSTO CESAR HENKE GRUBER
Autor Projeto — CREA PR-33.829/D

Assinatura:

Referências:
ARMADURA VIGAS

Escala: INDICADA
Desenho: AUGUSTO
Coordenador: AUGUSTO
Data:

Prancha: **48** 87
Revisão: R.0

PROJETO ESTRUTURAL

A0-1188x841mm

V2271
ESC 1:50

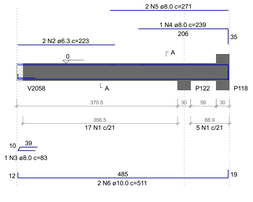

SEÇÃO A-A
ESC 1:25



V2272
ESC 1:50

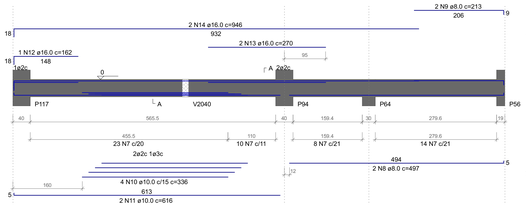

SEÇÃO A-A
ESC 1:25

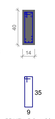

V2273
ESC 1:50

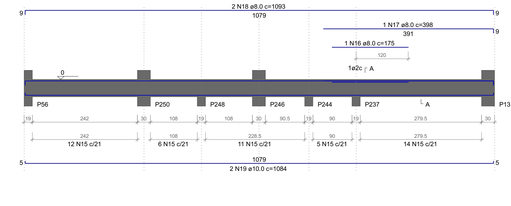

SEÇÃO A-A
ESC 1:25

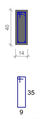

V2274
ESC 1:50

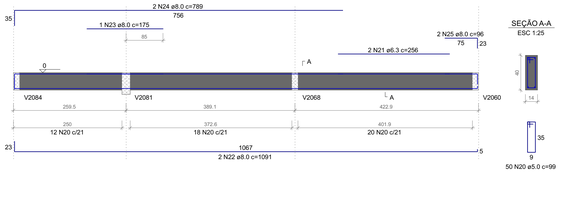

SEÇÃO A-A
ESC 1:25

V2275
ESC 1:50

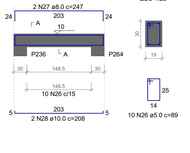

SEÇÃO A-A
ESC 1:25

V2276
ESC 1:50

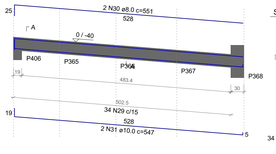

SEÇÃO A-A
ESC 1:25

V2277
ESC 1:50

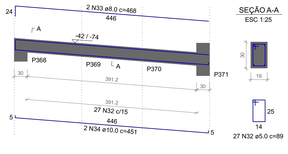

SEÇÃO A-A
ESC 1:25

V2278
ESC 1:50

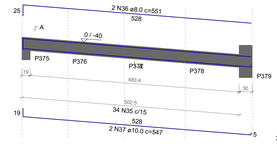

SEÇÃO A-A
ESC 1:25

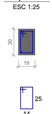

V2279
ESC 1:50

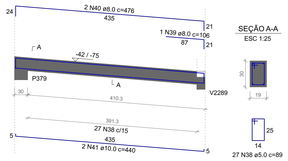

SEÇÃO A-A
ESC 1:25

V2280
ESC 1:50

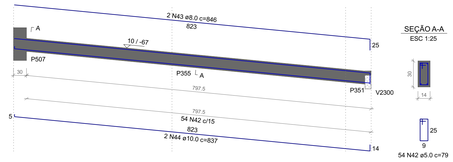

SEÇÃO A-A
ESC 1:25

V2281
ESC 1:50

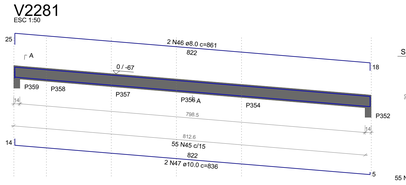

SEÇÃO A-A
ESC 1:25

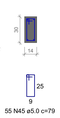

V2282
ESC 1:50

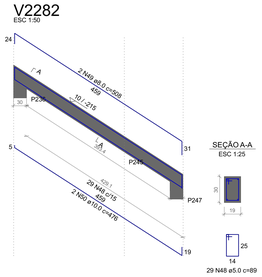

SEÇÃO A-A
ESC 1:25

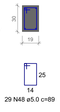

V2283
ESC 1:50

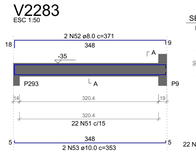

SEÇÃO A-A
ESC 1:25

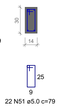

V2284
ESC 1:50

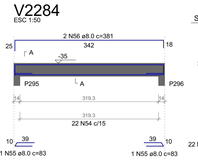

SEÇÃO A-A
ESC 1:25



V2285
ESC 1:50

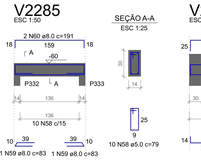

SEÇÃO A-A
ESC 1:25



V2286
ESC 1:50

SEÇÃO A-A
ESC 1:25



V2287
ESC 1:50

SEÇÃO A-A
ESC 1:25

V2288
ESC 1:50

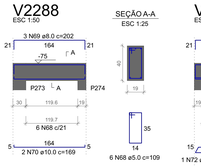

SEÇÃO A-A
ESC 1:25

V2289
ESC 1:50

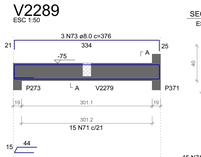

SEÇÃO A-A
ESC 1:25

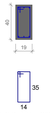

V2290
ESC 1:50



SEÇÃO A-A
ESC 1:25



V2291
ESC 1:50

SEÇÃO A-A
ESC 1:25

V2292
ESC 1:50

SEÇÃO A-A
ESC 1:25

V2293
ESC 1:50

SEÇÃO A-A
ESC 1:25

V2294
ESC 1:50

SEÇÃO A-A
ESC 1:25

V2295
ESC 1:50

SEÇÃO A-A
ESC 1:25

V2296
ESC 1:50

SEÇÃO A-A
ESC 1:25

V2297
ESC 1:50

SEÇÃO A-A
ESC 1:25

V2298
ESC 1:50

SEÇÃO A-A
ESC 1:25

V2299
ESC 1:50

SEÇÃO A-A
ESC 1:25

V2300
ESC 1:50

SEÇÃO A-A
ESC 1:25

V2301
ESC 1:50

SEÇÃO A-A
ESC 1:25

V2302
ESC 1:50

SEÇÃO A-A
ESC 1:25

V2303
ESC 1:50

SEÇÃO A-A
ESC 1:25

V2304
ESC 1:50

SEÇÃO A-A
ESC 1:25

V2305
ESC 1:50

SEÇÃO A-A
ESC 1:25

V2306
ESC 1:50

SEÇÃO A-A
ESC 1:25

V2307
ESC 1:50

SEÇÃO A-A
ESC 1:25

V2308
ESC 1:50

SEÇÃO A-A
ESC 1:25

V2309
ESC 1:50

SEÇÃO A-A
ESC 1:25

V2310
ESC 1:50

SEÇÃO A-A
ESC 1:25

V2311
ESC 1:50

SEÇÃO A-A
ESC 1:25

V2312
ESC 1:50

SEÇÃO A-A
ESC 1:25

V2313
ESC 1:50

SEÇÃO A-A
ESC 1:25

V2314
ESC 1:50

SEÇÃO A-A
ESC 1:25

Relação do aço

ELEMENTO	AÇO	N	DIAM (mm)	QUANT	C.UNIT (cm)	C.TOTAL (cm)
V2271	CA60	1	5.0	22	99	2178
	CA50	2	6.3	2	223	446
	CA50	3	8.0	1	83	83
	CA50	4	8.0	1	239	239
	CA50	5	8.0	2	271	542
	CA50	6	10.0	2	511	1022
V2272	CA60	7	5.0	50	99	5445
	CA50	8	8.0	2	497	994
	CA50	9	8.0	2	213	426
	CA50	10	10.0	4	336	1344
	CA50	11	10.0	2	616	1232
	CA50	12	16.0	1	162	162
	CA50	13	16.0	2	270	540
	CA50	14	16.0	2	946	1892
V2273	CA60	15	5.0	48	99	4752
	CA50	16	8.0	1	175	175
	CA50	17	8.0	1	398	398
	CA50	18	8.0	2	1093	2186
	CA50	19	10.0	2	1084	2168
V2274	CA60	20	5.0	50	99	4950
	CA50	21	6.3	2	256	512
	CA50	22	8.0	2	1091	2182
	CA50	23	8.0	1	175	175
	CA50	24	8.0	2	789	1578
	CA50	25	8.0	2	96	192
V2275	CA60	26	5.0	10	89	890
	CA50	27	8.0	2	247	494
	CA50	28	10.0	2	208	416
V2276	CA60	29	5.0	34	89	3026
	CA50	30	8.0	2	551	1102
	CA50	31	10.0	2	547	1094
V2277	CA60	32	5.0	27	89	2403
	CA50	33	8.0	2	468	936
	CA50	34	10.0	2	451	902
V2278	CA60	35	5.0	34	89	3026
	CA50	36	8.0	2	551	1102
	CA50	37	10.0	2	547	1094
V2279	CA60	38	5.0	27	89	2403
	CA50	39	8.0	1	106	106
	CA50	40	8.0	2	476	952
	CA50	41	10.0	2	440	880
V2280	CA60	42	5.0	54	79	4266
	CA50	43	8.0	2	846	1692
	CA50	44	10.0	2	837	1674
V2281	CA60	45	5.0	55	79	4345
	CA50	46	8.0	2	861	1722
	CA50	47	10.0	2	836	1672
V2282	CA60	48	5.0	29	89	2581
	CA50	49	8.0	2	508	1016
	CA50	50	10.0	2	476	952
V2283	CA60	51	5.0	22	79	1738
	CA50	52	8.0	2	371	742
	CA50	53	10.0	2	353	706
V2284	CA60	54	5.0	22	79	1738
	CA50	55	8.0	2	83	166
	CA50	56	10.0	2	381	762
V2285	CA50	57	10.0	3	361	1083
	CA60	58	5.0	10	79	790
	CA50	59	8.0	2	83	166
	CA50	60	8.0	2	191	382
	CA50	61	10.0	2	178	356
V2286	CA60	62	5.0	10	79	790
	CA50	63	8.0	2	214	428
	CA50	64	10.0	2	189	378
V2287	CA60	65	5.0	6	109	654
	CA50	66	8.0	3	171	513
	CA50	67	10.0	2	169	338
V2288	CA60	68	5.0	6	109	654
	CA50	69	8.0	3	202	606
	CA50	70	10.0	2	169	338
V2289	CA60	71	5.0	15	109	1635
	CA50	72	8.0	1	98	98
	CA50	73	8.0	3	376	1128
	CA50	74	10.0	3	353	1059
V2290	CA60	75	5.0	14	109	1526
	CA50	76	8.0	3	364	1092
	CA50	77	10.0	2	350	700
V2291	CA60	78	5.0	9	79	711
	CA50	79	8.0	2	215	430
	CA50	80	10.0	2	181	362
V2292	CA60	81	5.0	9	79	711
	CA50	82	8.0	1	83	83
	CA50	83	8.0	2	203	406
	CA50	84	10.0	2	190	380
V2293	CA60	85	5.0	6	79	474
	CA50	86	8.0	2	176	352
	CA50	87	10.0	2	149	298
V2294	CA60	88	5.0	8	79	632
	CA50	89	8.0	2	188	376
	CA50	90	10.0	2	148	296
V2295	CA60	91	5.0	28	89	2492
	CA50	92	8.0	2	459	918
	CA50	93	8.0	4	465	1860
V2296	CA60	94	5.0	27	89	2403
	CA50	95	8.0	2	490	980
	CA50	96	10.0	2	451	902
V2297	CA60	97	5.0	28	79	2212
	CA50	98	8.0	2	83	166
	CA50	99	10.0	2	375	750
	CA50	100	10.0	1	142	142
	CA50	101	16.0	3	430	1290
V2298	CA60	102	5.0	19	79	1501
	CA50	103	8.0	2	346	692
	CA50	104	8.0	2	340	680
V2299	CA60	105	5.0	9	79	711
	CA50	106	8.0	2	216	432
	CA50	107	10.0	2	182	364
V2300	CA60	108	5.0	10	79	790
	CA50	109	8.0	2	213	426
	CA50	110	10.0	2	179	358
V2301	CA60	111	5.0	25	89	2225
	CA50	112	8.0	2	458	916
	CA50	113	10.0	2	419	838
V2302	CA60	114	5.0	34	89	3026
	CA50	115	8.0	2	558	1116
	CA50	116	10.0	2	563	1126
V2303	CA60	117	5.0	10	79	790
	CA50	118	8.0	2	184	368
	CA50	119	10.0	2	159	318
V2304	CA60	120	5.0	8	99	792
	CA50	121	8.0	2	93	186
	CA50	122	8.0	2	192	384
	CA50	123	16.0	3	247	741
V2305	CA60	124	5.0	9	79	711
	CA50	125	8.0	1	83	83
	CA50	126	8.0	1	123	123
	CA50	127	8.0	2	186	372
	CA50	128	10.0	2	175	350
V2306	CA60	129	5.0	34	89	3026
	CA50	130	8.0	2	551	1102
	CA50	131	10.0	2	547	1094
V2307	CA60	132	5.0	33	89	2937
	CA50	133	8.0	2	98	196
	CA50	134	8.0	1	80	80
	CA50	135	8.0	4	573	2292
	CA50	136	10.0	2	540	1080
V2308	CA60	137	5.0	55	79	4345
	CA50	138	8.0	3	863	2589
	CA50	139	10.0	2	836	1672
V2309	CA60	140	5.0	53	79	4187
	CA50	141	8.0	2	854	1708
	CA50	142	10.0	2	827	1654
V2310	CA60	143	5.0	12	99	1188
	CA50	144	8.0	2	316	632
	CA50	145	10.0	2	279	558
V2311	CA60	146	5.0	12	99	1188
	CA50	147	8.0	2	316	632
	CA50	148	10.0	2	279	558
V2312	CA60	149	5.0	12	99	1188
	CA50	150	8.0	2	316	632
	CA50	151	10.0	2	279	558
V2313	CA60	152	5.0	40	99	3960
	CA50	153	8.0	2	911	1822
	CA50	154	10.0	2	888	1776
V2314	CA60	155	5.0	12	99	1188
	CA50	156	8.0	2	316	632
	CA50	157	10.0	2	279	558

Resumo

V2315
ESC 1:50

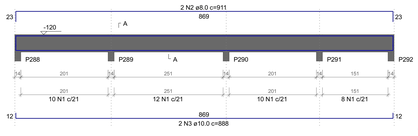

SEÇÃO A-A
ESC 1:25



V2316
ESC 1:50

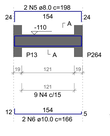

SEÇÃO A-A
ESC 1:25

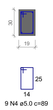

V2317
ESC 1:50

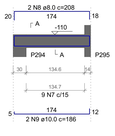

SEÇÃO A-A
ESC 1:25



V2318
ESC 1:50



SEÇÃO A-A
ESC 1:25

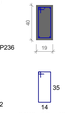

V2319
ESC 1:50

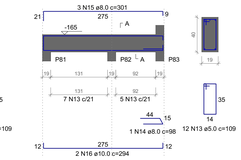

SEÇÃO A-A
ESC 1:25

V2320
ESC 1:50

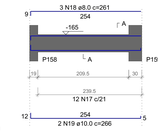

SEÇÃO A-A
ESC 1:25

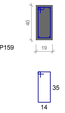

V2321
ESC 1:50

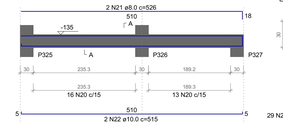

SEÇÃO A-A
ESC 1:25

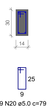

V2322
ESC 1:50

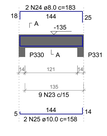

SEÇÃO A-A
ESC 1:25

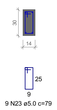

V2323
ESC 1:50

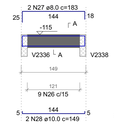

SEÇÃO A-A
ESC 1:25



V2324
ESC 1:50

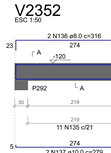

SEÇÃO A-A
ESC 1:25



V2325
ESC 1:50



SEÇÃO A-A
ESC 1:25



V2326
ESC 1:50

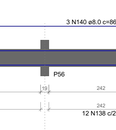

SEÇÃO A-A
ESC 1:25



V2327
ESC 1:50

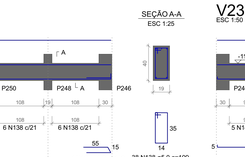

SEÇÃO A-A
ESC 1:25



V2328
ESC 1:50

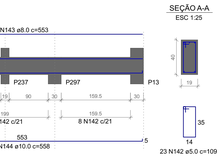

SEÇÃO A-A
ESC 1:25

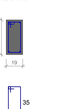

V2329
ESC 1:50

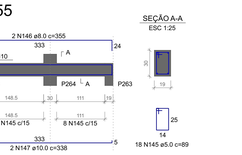

SEÇÃO A-A
ESC 1:25

V2330
ESC 1:50

SEÇÃO A-A
ESC 1:25

V2331
ESC 1:50

SEÇÃO A-A
ESC 1:25

V2332
ESC 1:50

SEÇÃO A-A
ESC 1:25

V2333
ESC 1:50

SEÇÃO A-A
ESC 1:25

V2334
ESC 1:50

SEÇÃO A-A
ESC 1:25

V2335
ESC 1:50

SEÇÃO A-A
ESC 1:25

V2336
ESC 1:50

SEÇÃO A-A
ESC 1:25

SEÇÃO B-B
ESC 1:25

V2337
ESC 1:50

SEÇÃO A-A
ESC 1:25

V2338
ESC 1:50

SEÇÃO A-A
ESC 1:25

SEÇÃO B-B
ESC 1:25

V2339
ESC 1:50

SEÇÃO A-A
ESC 1:25

V2340
ESC 1:50

SEÇÃO A-A
ESC 1:25

V2341
ESC 1:50

SEÇÃO A-A
ESC 1:25

V2342
ESC 1:50

SEÇÃO A-A
ESC 1:25

V2343
ESC 1:50

SEÇÃO A-A
ESC 1:25

V2344
ESC 1:50

SEÇÃO A-A
ESC 1:25

V2345
ESC 1:50

SEÇÃO A-A
ESC 1:25

V2346
ESC 1:50

SEÇÃO A-A
ESC 1:25

V2347
ESC 1:50

SEÇÃO A-A
ESC 1:25

V2348
ESC 1:50

SEÇÃO A-A
ESC 1:25

V2349
ESC 1:50

SEÇÃO A-A
ESC 1:25

V2350
ESC 1:50

SEÇÃO A-A
ESC 1:25

V2351
ESC 1:50

SEÇÃO A-A
ESC 1:25

V2352
ESC 1:50

SEÇÃO A-A
ESC 1:25

V2353
ESC 1:50

SEÇÃO A-A
ESC 1:25

V2354
ESC 1:50

SEÇÃO A-A
ESC 1:25

V2355
ESC 1:50

SEÇÃO A-A
ESC 1:25

Relação do aço

ELEMENTO	AÇO	N	DIAM (mm)	QUANT	C.UNIT (cm)	C.TOTAL (cm)
V2315	CA60	1	5.0	40	99	3960
	CA50	2	8.0	2	185	370
	CA50	3	10.0	2	888	1776
V2316	CA60	4	5.0	9	89	801
	CA50	5	8.0	2	198	396
	CA50	6	10.0	2	166	332
V2317	CA60	7	5.0	9	79	711
	CA50	8	8.0	2	208	416
	CA50	9	10.0	2	186	372
V2318	CA60	10	5.0	6	109	654
	CA50	11	8.0	3	180	540
	CA50	12	10.0	2	173	346
V2319	CA60	13	5.0	12	109	1308
	CA50	14	8.0	1	98	98
	CA50	15	8.0	3	301	903
V2320	CA60	16	10.0	2	294	588
	CA60	17	5.0	12	109	1308
	CA50	18	8.0	3	261	783
	CA50	19	10.0	2	266	532
V2321	CA60	20	5.0	29	79	2291
	CA50	21	8.0	2	526	1052
	CA50	22	10.0	2	515	1030
V2322	CA60	23	5.0	9	79	711
	CA50	24	8.0	2	183	366
	CA50	25	10.0	2	158	316
V2323	CA60	26	5.0	9	79	711
	CA50	27	8.0	2	183	366
	CA50	28	10.0	2	149	298
V2324	CA50	29	5.0	8	79	632
	CA50	30	8.0	2	183	366
	CA50	31	10.0	2	158	316
V2325	CA60	32	5.0	11	79	869
	CA50	33	8.0	2	211	422
	CA50	34	10.0	2	186	372
V2326	CA60	35	5.0	10	89	890
	CA50	36	8.0	2	204	408
	CA50	37	10.0	2	187	374
V2327	CA60	38	5.0	19	109	2071
	CA50	39	8.0	3	454	1362
	CA50	40	10.0	2	439	878
V2328	CA60	41	5.0	18	109	1962
	CA50	42	8.0	3	466	1398
	CA50	43	10.0	2	439	878
V2329	CA60	44	5.0	22	109	2398
	CA50	45	8.0	2	113	226
	CA50	46	8.0	2	498	996
	CA50	47	10.0	2	503	1006
V2330	CA60	48	5.0	23	99	2277
	CA50	49	6.3	2	364	728
	CA50	50	8.0	4	98	392
	CA50	51	10.0	2	503	1006
V2331	CA60	52	5.0	22	109	2398
	CA50	53	8.0	2	108	216
	CA50	54	8.0	2	498	996
	CA50	55	10.0	2	503	1006
V2332	CA60	56	5.0	19	109	2071
	CA50	57	8.0	2	89	178
	CA50	58	8.0	2	443	886
	CA50	59	10.0	1	225	225
V2333	CA50	60	10.0	2	434	868
	CA60	61	5.0	19	109	2071
	CA50	62	8.0	2	89	178
	CA50	63	8.0	2	443	886
	CA50	64	10.0	1	225	225
	CA50	65	10.0	2	434	868
V2334	CA60	66	5.0	13	109	1417
	CA50	67	8.0	1	120	120
	CA50	68	8.0	3	355	1065
	CA50	69	10.0	2	348	696
V2335	CA60	70	5.0	10	79	790
	CA50	71	8.0	2	205	410
	CA50	72	10.0	2	178	356
V2336	CA60	73	5.0	6	119	714
	CA60	74	5.0	14	79	1106
	CA50	75	8.0	2	83	166
	CA50	76	8.0	2	185	370
	CA50	77	8.0	2	290	580
	CA50	78	10.0	1	113	113
	CA50	79	10.0	2	402	804
V2337	CA60	80	5.0	18	79	1422
	CA50	81	8.0	2	315	630
	CA50	82	10.0	2	320	640
V2338	CA60	83	5.0	6	119	714
	CA60	84	5.0	14	79	1106
	CA50	85	8.0	2	182	364
	CA50	86	8.0	2	281	562
	CA50	87	10.0	2	411	822
V2339	CA60	88	5.0	15	89	1335
	CA50	89	8.0	2	302	604
	CA50	90	10.0	2	285	570
V2340	CA60	91	5.0	44	89	3916
	CA50	92	8.0	2	863	1726
	CA50	93	10.0	2	824	1648
V2341	CA50	94	5.0	9	89	801
	CA50	95	8.0	2	189	378
	CA50	96	10.0	2	157	314
V2342	CA60	97	5.0	45	89	4005
	CA50	98	8.0	2	863	1726
	CA50	99	10.0	2	824	1648
V2343	CA60	100	5.0	42	99	4158
	CA50	101	8.0	2	185	370
	CA50	102	8.0	2	1030	2060
	CA50	103	10.0	2	989	1978
V2344	CA60	104	5.0	38	109	4142
	CA50	105	8.0	1	138	138
	CA50	106	8.0	3	909	2727
	CA50	107	10.0	2	902	1804
V2345	CA60	108	5.0	30	109	3270
	CA50	109	8.0	3	742	2226
	CA50	110	10.0	2	716	1432
V2346	CA60	111	5.0	46	99	4554
	CA50	112	6.3	2	220	440
	CA50	113	8.0	3	255	765
	CA50	114	8.0	2	716	1432
	CA50	115	8.0	2	111	222
	CA50	116	10.0	1	463	463
	CA50	117	10.0	2	1003	2006
V2347	CA60	118	5.0	29	109	3161
	CA50	119	10.0	1	138	138
	CA50	120	10.0	1	198	198
	CA50	121	10.0	2	233	466
	CA50	122	10.0	3	247	741
V2348	CA60	123	5.0	11	99	1089
	CA50	124	8.0	2	316	632
	CA50	125	10.0	2	279	558
V2349	CA60	126	5.0	11	99	1089
	CA50	127	8.0	2	316	632
	CA50	128	10.0	2	279	558
V2350	CA60	129	5.0	11	99	1089
	CA50	130	8.0	2	316	632
	CA50	131	10.0	2	279	558
V2351	CA60	132	5.0	11	99	1089
	CA50	133	8.0	2	316	632
	CA50	134	10.0	2	279	558
V2352	CA60	135	5.0	11	99	1089
	CA50	136	8.0	2	316	632
	CA50	137	10.0	2	279	558
V2353	CA60	138	5.0	38	109	4142
	CA50	139	8.0	1	120	120
	CA50	140	8.0	3	861	2583
	CA50	141	10.0	2	873	1746
V2354	CA60	142	5.0	23	109	2507
	CA50	143	8.0	3	553	1659
	CA50	144	10.0	2	558	1116
V2355	CA60	145	5.0	18	89	1602
	CA50	146	8.0	2	355	710
	CA50	147	10.0	2	338	676

Resumo do aço

AÇO	DIAM (mm)	C.TOTAL (m)	PESO + 2 % (kg)
CA50	6.3	11.7	2.9
	8.0	425.3	171.2
	10.0	367.8	231.3
CA60	5.0	804.1	126.4

PESO TOTAL (kg)	
CA50	405.3
CA60	126.4

Volume de concreto (C-25) = 9.04 m³
Área de forma = 128.01 m²

Nº	Comentário	Data	Autor
0	Emissão inicial		AUGUSTO

PROJETO ENGENHARIA
RUA SAMUEL CEZAR, 440 - AGUA VERDE / FONE: (41) 99505-4149
WWW.PROJETTOEENG.BR / COMERCIAL@PROJETTOEENG.BR

Obra:
HOSPITAL EM ALVENARIA
RUA DOS PESSEGUEIROS, SN

Código do Projeto :
6306

Proprietário:
MUNICIPIO DE CORREIA PINTO

Assinatura:

Autor Projeto:
AUGUSTO CESAR HENKE GRUBER
Autor Projeto — CREA PR-33.829/D

Assinatura:

Referências:
ARMADURA VIGAS

Escala: INDICADA
Desenho: AUGUSTO
Coordenador: AUGUSTO
Data:

Prancha: **50** / 87
Revisão: R.0

PROJETO ESTRUTURAL

AD-1188x841mm

V2356
ESC 1:50



V2357
ESC 1:50

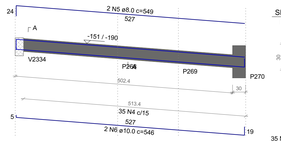

V2358
ESC 1:50

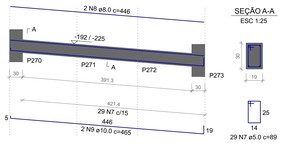

V2359
ESC 1:50

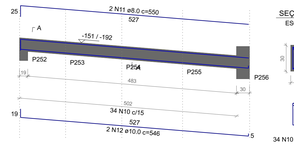

V2360
ESC 1:50

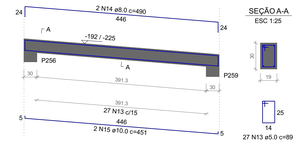

V2361
ESC 1:50

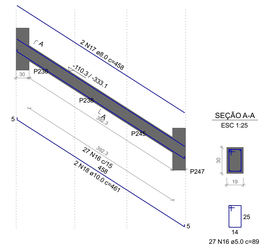

V2362
ESC 1:50



V2363
ESC 1:50

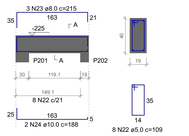

V2364
ESC 1:50



V2365
ESC 1:50

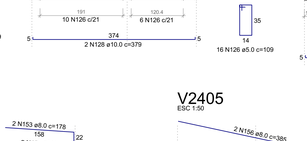

V2366
ESC 1:50



V2367
ESC 1:50

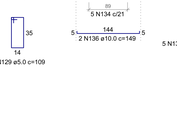

V2368
ESC 1:50

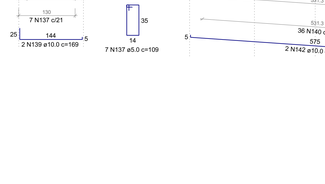

V2369
ESC 1:50

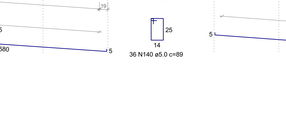

V2370
ESC 1:50

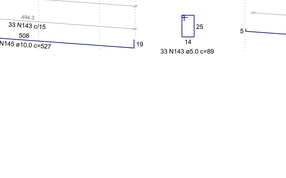

V2371
ESC 1:50

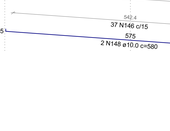

V2372
ESC 1:50



V2373
ESC 1:50



V2374
ESC 1:50

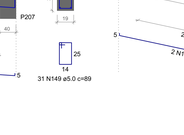

V2375
ESC 1:50

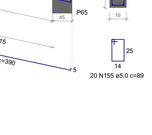

V2376
ESC 1:50

V2377
ESC 1:50

V2378
ESC 1:50

V2379
ESC 1:50

V2380
ESC 1:50

V2381
ESC 1:50



V2382
ESC 1:50

V2383
ESC 1:50

V2384
ESC 1:50

V2385
ESC 1:50

V2386
ESC 1:50

V2387
ESC 1:50

V2388
ESC 1:50

V2389
ESC 1:50

V2390
ESC 1:50

V2391
ESC 1:50

V2392
ESC 1:50

V2393
ESC 1:50

V2394
ESC 1:50

V2395
ESC 1:50

V2396
ESC 1:50

V2397
ESC 1:50

V2398
ESC 1:50

V2399
ESC 1:50

V2400
ESC 1:50

V2401
ESC 1:50

V2402
ESC 1:50

V2403
ESC 1:50

V2404
ESC 1:50

V2405
ESC 1:50

Relação do aço

ELEMENTO	AÇO	N	DIAM (mm)	QUANT	C.UNIT (cm)	C.TOTAL (cm)
V2356	CA60	1	5.0	12	81	972
	CA50	2	8.0	2	227	454
	CA50	3	10.0	2	198	396
V2357	CA60	4	5.0	35	89	3115
	CA50	5	8.0	2	549	1098
	CA50	6	10.0	2	546	1092
V2358	CA60	7	5.0	29	89	2581
	CA50	8	8.0	2	446	892
	CA50	9	10.0	2	465	930
V2359	CA60	10	5.0	34	89	3026
	CA50	11	8.0	2	550	1100
	CA50	12	10.0	2	546	1092
V2360	CA60	13	5.0	27	89	2403
	CA50	14	8.0	2	490	980
	CA50	15	10.0	2	451	902
V2361	CA60	16	5.0	27	89	2403
	CA50	17	8.0	2	458	916
	CA50	18	10.0	2	461	922
V2362	CA60	19	5.0	6	109	654
	CA50	20	8.0	3	171	513
	CA50	21	10.0	2	169	338
V2363	CA60	22	5.0	8	109	872
	CA50	23	8.0	3	215	645
	CA50	24	10.0	2	188	376
V2364	CA60	25	5.0	10	89	890
	CA50	26	8.0	2	218	436
	CA50	27	10.0	2	179	358
V2365	CA60	28	5.0	14	109	1526
	CA50	29	8.0	3	377	1131
	CA50	30	10.0	2	337	674
V2366	CA60	31	5.0	13	109	1417
	CA50	32	8.0	3	355	1065
	CA50	33	10.0	2	341	682
V2367	CA60	34	5.0	12	89	1068
	CA50	35	8.0	2	269	538
	CA50	36	10.0	2	230	460
V2368	CA60	37	5.0	33	89	2937
	CA50	38	6.3	2	252	504
	CA50	39	8.0	2	165	330
	CA50	40	8.0	2	175	350
	CA50	41	10.0	2	532	1064
V2369	CA60	42	5.0	27	89	2403
	CA50	43	8.0	2	469	938
	CA50	44	10.0	2	452	904
V2370	CA60	45	5.0	19	89	1691
	CA50	46	8.0	2	396	792
	CA50	47	10.0	2	357	714
V2371	CA60	48	5.0	6	109	654
	CA50	49	8.0	3	168	504
	CA50	50	10.0	2	173	346
V2372	CA60	51	5.0	6	109	654
	CA50	52	8.0	3	180	540
	CA50	53	10.0	2	166	332
V2373	CA60	54	5.0	12	109	1308
	CA50	55	8.0	3	289	867
	CA50	56	10.0	2	294	588
V2374	CA60	57	5.0	12	109	1308
	CA50	58	8.0	3	261	783
	CA50	59	10.0	2	266	532
V2375	CA60	60	5.0	11	89	979
	CA50	61	8.0	2	236	472
	CA50	62	10.0	2	219	438
V2376	CA60	63	5.0	64	89	5696
	CA50	64	8.0	2	1129	2258
	CA50	65	10.0	2	1103	2206
V2377	CA60	66	5.0	11	89	979
	CA50	67	8.0	2	260	520
	CA50	68	10.0	2	221	442
V2378	CA60	69	5.0	11	89	979
	CA50	70	8.0	2	248	496
	CA50	71	10.0	2	209	418
V2379	CA60	72	5.0	13	89	1157
	CA50	73	8.0	2	268	536
	CA50	74	10.0	2	229	458
V2380	CA60	75	5.0	13	89	1157
	CA50	76	8.0	2	279	558
	CA50	77	10.0	2	240	480
V2381	CA60	78	5.0	5	89	445
	CA50	79	8.0	2	153	306
	CA50	80	10.0	2	127	254
V2382	CA60	81	5.0	15	89	1335
	CA50	82	8.0	2	294	588
	CA50	83	10.0	2	255	510
V2383	CA60	84	5.0	26	89	2314
	CA50	85	8.0	2	476	952
	CA50	86	10.0	2	459	918
V2384	CA60	87	5.0	38	109	4142
	CA50	88	8.0	2	897	2691
	CA50	89	10.0	2	902	1804
V2385	CA60	90	5.0	30	109	3270
	CA50	91	8.0	3	711	2133
	CA50	92	10.0	2	716	1432
V2386	CA60	93	5.0	8	109	872
	CA50	94	8.0	4	129	516
	CA50	95	10.0	3	120	360
V2387	CA60	96	5.0	12	109	1308
	CA50	97	8.0	3	290	870
	CA50	98	10.0	2	295	590
V2388	CA60	99	5.0	9	109	981
	CA50	100	8.0	3	225	675
	CA50	101	10.0	2	230	460
V2389	CA60	102	5.0	37	89	3293
	CA50	103	8.0	2	631	1262
	CA50	104	10.0	2	592	1184
V2390	CA60	105	5.0	38	89	3382
	CA50	106	8.0	2	651	1302
	CA50	107	10.0	2	612	1224
V2391	CA60	108	5.0	36	89	3204
	CA50	109	8.0	2	620	1240
	CA50	110	10.0	2	581	1162
V2392	CA60	111	5.0	38	89	3382
	CA50	112	8.0	2	661	1322
	CA50	113	10.0	2	622	1244
V2393	CA60	114	5.0	21	89	1869
	CA50	115	8.0	2	432	864
	CA50	116	10.0	2	393	786
V2394	CA60	117	5.0	19	89	1691
	CA50	118	8.0	2	347	694
	CA50	119	10.0	2	352	704
V2395	CA60	120	5.0	13	89	1157
	CA50	121	8.0	2	235	470
	CA50	122	10.0	2	240	480
V2396	CA60	123	5.0	9	89	801
	CA50	124	8.0	2	197	394
	CA50	125	10.0	2	180	360
V2397	CA60	126	5.0	16	109	1744
	CA50	127	8.0	3	412	1236
	CA50	128	10.0	2	379	758
V2398	CA60	129	5.0	16	109	1744
	CA50	130	8.0	1	96	96
	CA50	131	8.0	1	102	102
	CA50	132	8.0	2	412	824
	CA50	133	10.0	2	379	758
V2399	CA60	134	5.0	5	109	545
	CA50	135	8.0	3	182	546
	CA50	136	10.0	2	149	298
V2400	CA60	137	5.0	7	109	763
	CA50	138	8.0	3	196	588
	CA50	139	10.0	2	169	338
V2401	CA60	140	5.0	36	89	3204
	CA50	141	8.0	2	619	1238
	CA50	142	10.0	2	580	1160
V2402	CA60	143	5.0	33	89	2937
	CA50	144	8.0	2	553	1106
	CA50	145	10.0	2	527	1054
V2403	CA60	146	5.0	37	89	3293
	CA50	147	8.0	2	619	1238
	CA50	148	10.0	2	580	1160
V2404	CA60	149	5.0	31	89	2759
	CA50	150	6.3	2	263	526
	CA50	151	8.0	2	132	264
	CA50	152	8.0	2	138	276
	CA50	153	8.0	2	178	356
	CA50	154	10.0	2	513	1026
V2405	CA60	155	5.0	20	89	1780
	CA50	156	8.0	2	385	770
	CA50	157	10.0	2	390	780

Resumo do aço

AÇO	DIAM (mm)	C.TOTAL (m)	PESO + 2 % (kg)
CA50	6.3	10.3	2.6
	8.0	446.4	179.6
	10.0	379.5	238.6
CA60	5.0	950.5	149.4

PESO TOTAL (kg)
CA50 420.8
CA60 149.4

Volume de concreto (C-25) = 9.64 m³

Nº	Comentário	Data	Autor
	Area de forma = 127.51 m²		
0	Emissão inicial		AUGUSTO

PROJETEC ENGENHARIA
Rua SAMUEL CEZAR, 443 - AGUA VERDE / FONE: (41) 99906-4118
WWW.PROJETTEC.ENG.BR / COMERCIAL@PROJETTEC.ENG.BR

Obra:
HOSPITAL EM ALVENARIA
RUA DOS PESSEGUEIROS, SN

Código do Projeto:
6306

Proprietário:
MUNICIPIO DE CORREIA PINTO

Assinatura:

Autor Projeto:
AUGUSTO CESAR HENKE GRUBER
Autor Projeto: CREA PR-33.825/D

Assinatura:

Referências:
ARMADURA VIGAS

Escala:
INDICADA

Desenho:
AUGUSTO

Coordenador:
AUGUSTO

Data:

Revisão:
R.0

Prancha:
51
87

PROJETO ESTRUTURAL

A0-1189x841mm

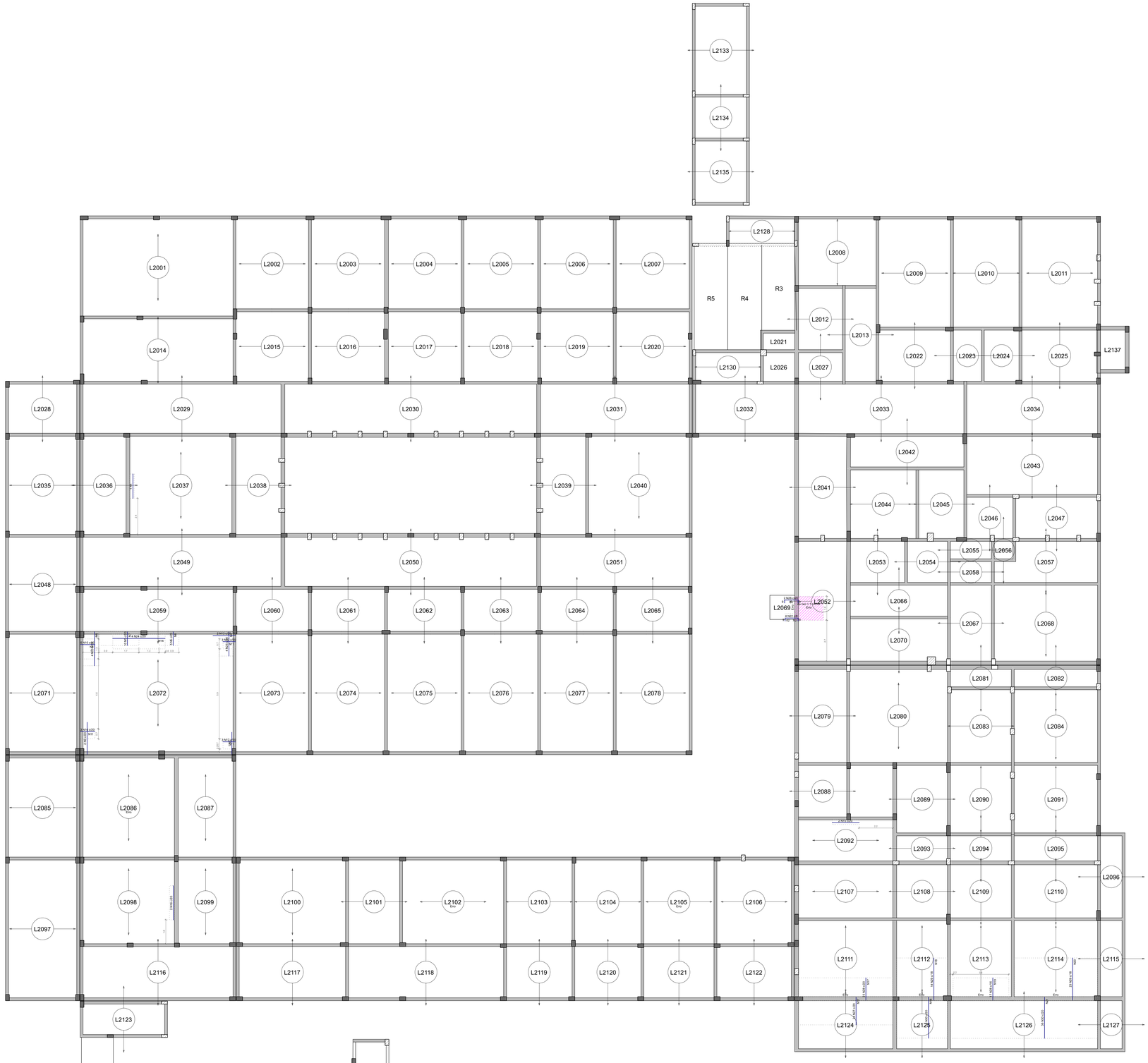

ARMAÇÃO NEGATIVA DAS LAJES DO PAVIMENTO TÉRREO

escala 1:75

Armaduras de distribuição	
Armadura	Armadura de distribuição
N23	5 N2 ø5.0 c/13 c=20
N24	5 N11 ø5.0 c/20 c=20
N5	4 N6 ø5.0 c/20 c=65
N6	4 N7 ø5.0 c/20 c=131
N23	5 N8 ø5.0 c/20 c=65
N24	5 N9 ø5.0 c/20 c=131
N12	3 N10 ø5.0 c/20 c=33
N24	13 N14 ø5.0 c/20 c=48
N12	3 N11 ø5.0 c/20 c=33
N23	5 N12 ø5.0 c/20 c=48
N28	7 N17 ø5.0 c/16 c=168
N29	15 N18 ø5.0 c/14 c=168
N28	9 N19 ø5.0 c/12 c=192
N29	15 N20 ø5.0 c/14 c=272
N28	7 N21 ø5.0 c/16 c=168
N29	13 N16 ø5.0 c/16 c=168
N30	13 N22 ø5.0 c/16 c=681

DETALHE DA ARMADURA SUPERIOR DE CONTINUIDADE DA LAJE
E MONTAGEM DA ARMADURA DE DISTRIBUIÇÃO

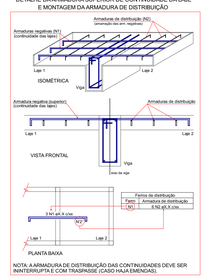

NOTA: A ARMADURA DE DISTRIBUIÇÃO DAS CONTINUIDADES DEVE SER
ININTERRUPTA E COM TRASPASSE CASO HAJA EMENDAS).

Relação do aço

ELEMENTO	AÇO	N	DIAM (mm)	QUANT	C.UNIT (cm)	C.TOTAL (cm)
	CA60	1	5.0	1	80	80
	CA60	2	5.0	5	20	100
	CA60	3	5.0	1	72	72
	CA60	4	5.0	6	46	276
	CA60	5	5.0	15	45	675
	CA60	6	5.0	8	65	520
	CA60	7	5.0	4	131	524
	CA60	8	5.0	9	52	468
	CA60	9	5.0	2	104	208
	CA60	10	5.0	8	47	376
	CA60	11	5.0	10	33	330
	CA60	12	5.0	6	41	246
	CA60	13	5.0	2	VAR	VAR
	CA60	14	5.0	13	48	624
	CA60	15	5.0	2	88	176
	CA60	16	5.0	2	112	224
	CA60	17	5.0	14	308	4312
	CA60	18	5.0	28	166	4648
	CA60	19	5.0	9	182	1638
	CA60	20	5.0	15	272	4080
	CA60	21	5.0	13	481	6253
	CA50	22	6.3	4	57	228
	CA50	23	6.3	4	111	444
	CA50	24	6.3	4	171	684
	CA50	25	8.0	4	79	316
	CA50	26	10.0	2	57	114
	CA50	27	10.0	24	90	2160
	CA50	28	12.5	40	73	2920
	CA50	29	12.5	37	137	5069
	CA50	30	12.5	49	134	6566

Resumo do aço

AÇO	DIAM (mm)	C.TOTAL (m)	PESO + 2 % (kg)
CA50	6.3	13.6	3.4
	8.0	3.2	1.3
	10.0	22.8	14.3
	12.5	145.6	143
CA60	5.0	259.8	40.8

PESO TOTAL (kg)	
CA50	162
CA60	40.8

Nº	Comentário	Data	Autor
0	Emissão inicial		AUGUSTO

PROJETO ENGENHARIA
RUA SAMUEL CEZAR, 440 - AGUA VERDE - F. FONE: (41) 99204-4116
WWW.PROJETTAK.ENG.BR - COMERCIAL@PROJETTAK.ENG.BR

Obra:
HOSPITAL EM ALVENARIA
RUA DOS PESSEGUEIROS, SN

Código do Projeto: **6306**

Proprietário:
MUNICIPIO DE CORREIA PINTO

Assinatura:

Autor Projeto:
AUGUSTO CESAR HENKE GRUBER
Autor Projeto — CREA PR-33.829/D

Assinatura:

Referências:
ARMADURA LAJES

Escala: INDICADA
Desenho: AUGUSTO
Coordenador: AUGUSTO
Data:

Prancha: **52** 87
Revisão: R.0

PROJETO ESTRUTURAL

A0-1188x841mm

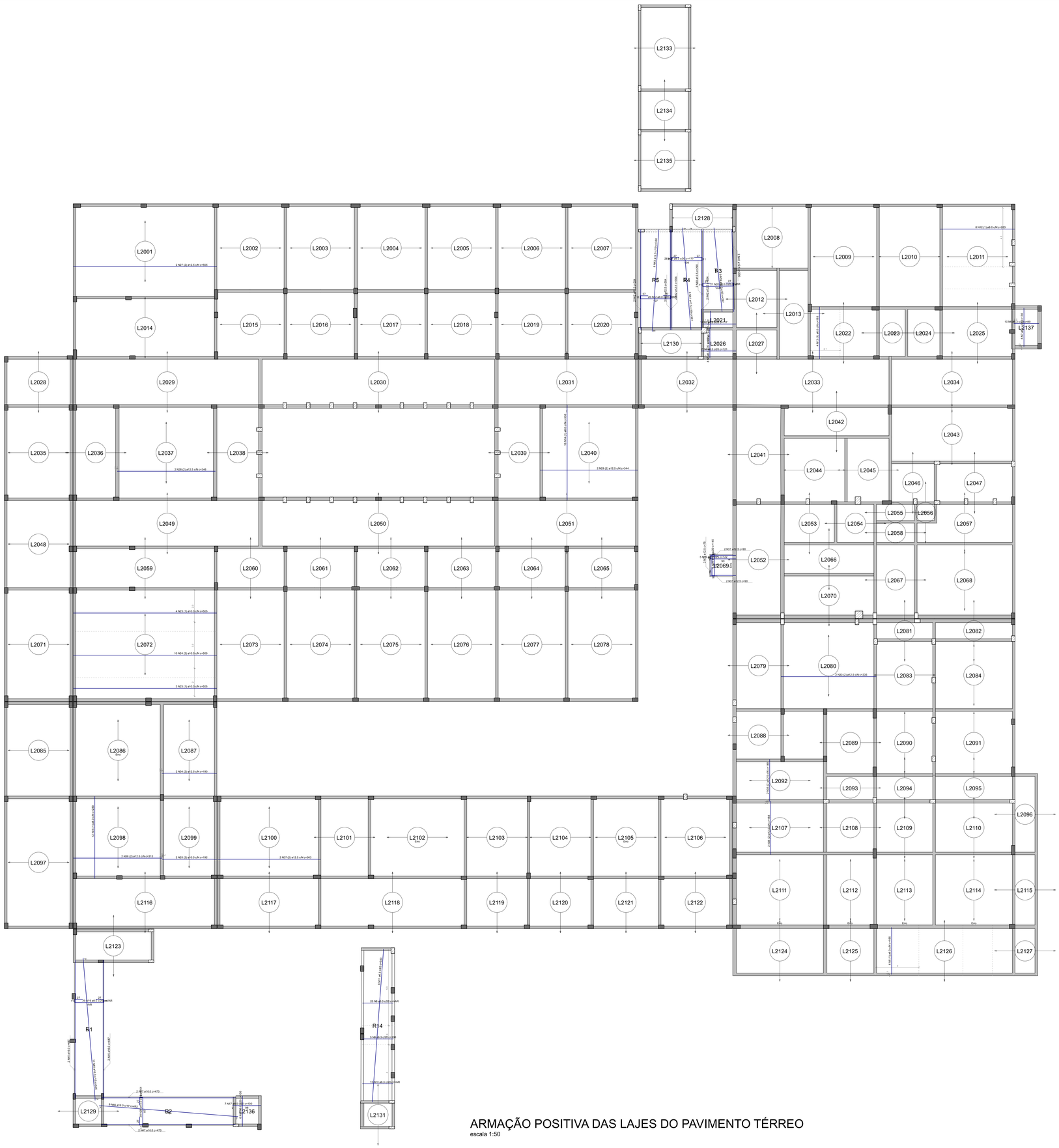
L2133
L2134
L2135
L2001
L2002
L2003
L2004
L2005
L2006
L2007
L2008
L2009
L2010
L2011
L2014
L2015
L2016
L2017
L2018
L2019
L2020
L2012
L2013
L2021
L2022
L2023
L2024
L2025
L2137
L2128
L2130
L2026
L2027
L2028
L2029
L2030
L2031
L2032
L2033
L2034
L2035
L2036
L2037
L2038
L2039
L2040
L2041
L2042
L2043
L2044
L2045
L2046
L2047
L2048
L2049
L2050
L2051
L2053
L2054
L2055
L2056
L2057
L2058
L2059
L2060
L2061
L2062
L2063
L2064
L2065
L2052
L2066
L2067
L2068
L2069
L2070
L2071
L2072
L2073
L2074
L2075
L2076
L2077
L2078
L2079
L2080
L2081
L2082
L2083
L2084
L2085
L2086
Em
L2087
L2088
L2089
L2090
L2091
L2092
L2093
L2094
L2095
L2096
L2097
L2098
L2099
L2100
L2101
L2102
Em
L2103
L2104
L2105
Em
L2106
L2107
L2108
L2109
L2110
L2111
Em
L2112
Em
L2113
Em
L2114
Em
L2115
L2116
L2117
L2118
L2119
L2120
L2121
L2122
L2123
L2124
L2125
L2126
L2127
L2129
L2136
L2131
R1
R2
R3
R4
R5
R14
2 N27 (2) ø12.5 c/N c=505
2 N28 (2) ø12.5 c/N c=345
2 N29 (2) ø12.5 c/N c=344
4 N23 (1) ø10.0 c/N c=505
10 N24 (2) ø10.0 c/N c=505
3 N23 (1) ø10.0 c/N c=505
2 N24 (2) ø12.5 c/N c=193
2 N26 (2) ø12.5 c/N c=313
2 N25 (2) ø12.5 c/N c=192
2 N27 (2) ø12.5 c/N c=343
2 N33 (2) ø12.5 c/N c=335
2 N28 (2) ø12.5 c/N c=192
2 N27 (2) ø12.5 c/N c=121
2 N27 (2) ø12.5 c/N c=90
2 N27 (2) ø12.5 c/N c=140
2 N27 (2) ø12.5 c/N c=122
2 N27 (2) ø12.5 c/N c=90
2 N27 (2) ø12.5 c/N c=140

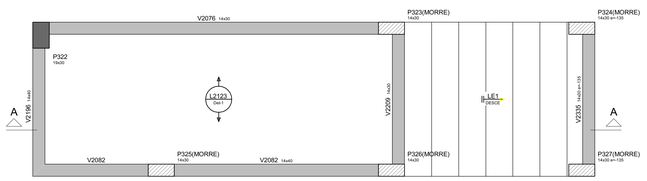

ARMAÇÃO POSITIVA DA ESCADA E1

ESC 1:25

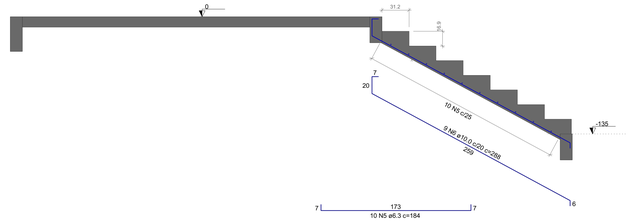

CORTE A-A (LE1)

ESC 1:25

DETALHE DA ARMADURA
DE BORDO LIVRE DA LAJE

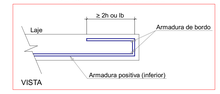

Relação do aço

ELEMENTO	AÇO	N	DIAM (mm)	QUANT	C.UNIT (cm)	C.TOTAL (cm)
E3-LE7	CA50	1	6.3	11	226	2486
	CA50	2	6.3	10	217	2170
	CA50	3	10.0	12	319	3828
	CA50	4	10.0	11	305	3355
LE1	CA50	5	6.3	10	184	1840
	CA50	6	10.0	9	288	2592

Resumo do aço

AÇO	DIAM (mm)	C.TOTAL (m)	PESO + 2 % (kg)
CA50	6.3	65	16.2
	10.0	97.8	61.5
PESO TOTAL (kg)			
CA50	77.7		

Volume de concreto (C-25) = 3.12 m³
Área de forma = 28.47 m²

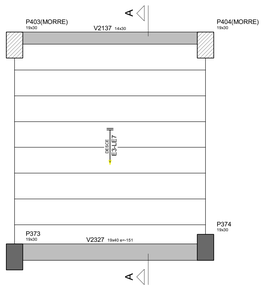

DETALHE DA ARMADURA
DE BORDO LIVRE DA LAJE

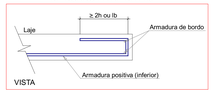

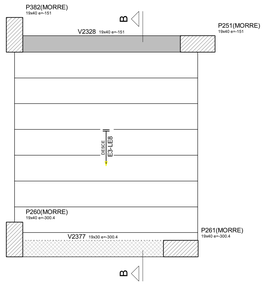

ARMAÇÃO POSITIVA DA ESCADA E3

ESC 1:25

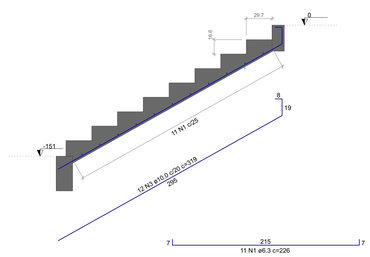

CORTE A-A (E3-LE7)

ESC 1:25

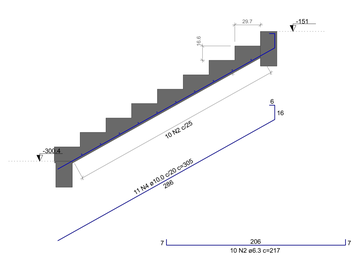

CORTE B-B (E3-LE8)

ESC 1:25

Nº	Comentário	Data	Autor
0	Emissão inicial		AUGUSTO

PROJETEC ENGENHARIA
RUA SAMUEL CZAJA, 440 - AGUA VERDE - / FONE: (41) 99204-4116
WWW.PROJETTEK.ENG.BR - COMERCIAL@PROJETTEK.ENG.BR

Obra:
HOSPITAL EM ALVENARIA
RUA DOS PESSEGUEIROS, SN

Código do Projeto :
6306

Proprietário:
MUNICIPIO DE CORREIA PINTO

Assinatura:

Autor Projeto:
AUGUSTO CESAR HENKE GRUBER
Autor Projeto CREA PR-33.829/D

Assinatura:

Referência:
ARMADURA ESCADAS

Escala: INDICADA
Desenho: AUGUSTO
Coordenador: AUGUSTO
Data:

Prancha:
54
87

Revisão: R.0

PROJETO ESTRUTURAL

A0-1188x841mm

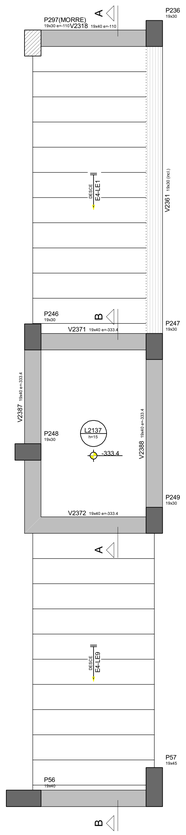

ARMAÇÃO POSITIVA DA ESCADA E4

ESC 1:25

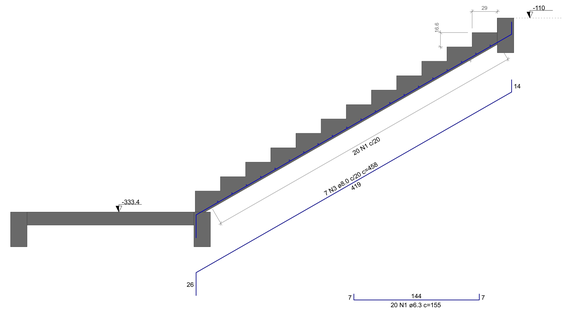

CORTE A-A (E4-LE1)

ESC 1:25

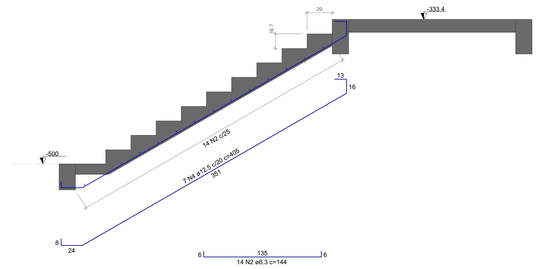

CORTE B-B (E4-LE9)

ESC 1:25

DETALHE DA ARMADURA
DE BORDO LIVRE DA LAJE



Relação do aço

ELEMENTO	AÇO	N	DIAM (mm)	QUANT	C.UNIT (cm)	C.TOTAL (cm)
E4-LE1	CA50	1	6.3	20	155	3100
	CA50	2	6.3	14	144	2016
	CA50	3	8.0	7	458	3206
	CA50	4	12.5	7	405	2835

Resumo do aço

AÇO	DIAM (mm)	C.TOTAL (m)	PESO + 2 % (kg)
CA50	6.3	51.2	12.8
	8.0	32.1	12.9
	12.5	28.4	27.9
PESO TOTAL (kg)			
CA50	53.5		

Volume de concreto (C-25) = 1.93 m³
Área de forma = 17.84 m²

Nº	Comentário	Data	Autor
0	Emissão inicial		AUGUSTO

PROJETO ENGENHARIA
RUA SAMUEL CEZAR, 440 - AGUA VERDE / FONE: (41) 99204-4118
WWW.PROJETTO4.ENG.BR / COMERCIAL@PROJETTO4.ENG.BR

Obra:
HOSPITAL EM ALVENARIA
RUA DOS PESSEGUEIROS, SN

Código do Projeto :
6306

Proprietário:
MUNICIPIO DE CORREIA PINTO

Assinatura:

Autor Projeto:
AUGUSTO CESAR HENKE GRUBER
Autor Projeto CREA PR-33.829/D

Assinatura:

Referência:
ARMADURA ESCADAS

Escala:
INDICADA

Prancha:
55
87

Desenho:
AUGUSTO

Coordenador:
AUGUSTO

Data:

Revisão:
R.0

PROJETO ESTRUTURAL

A0-1188x841mm

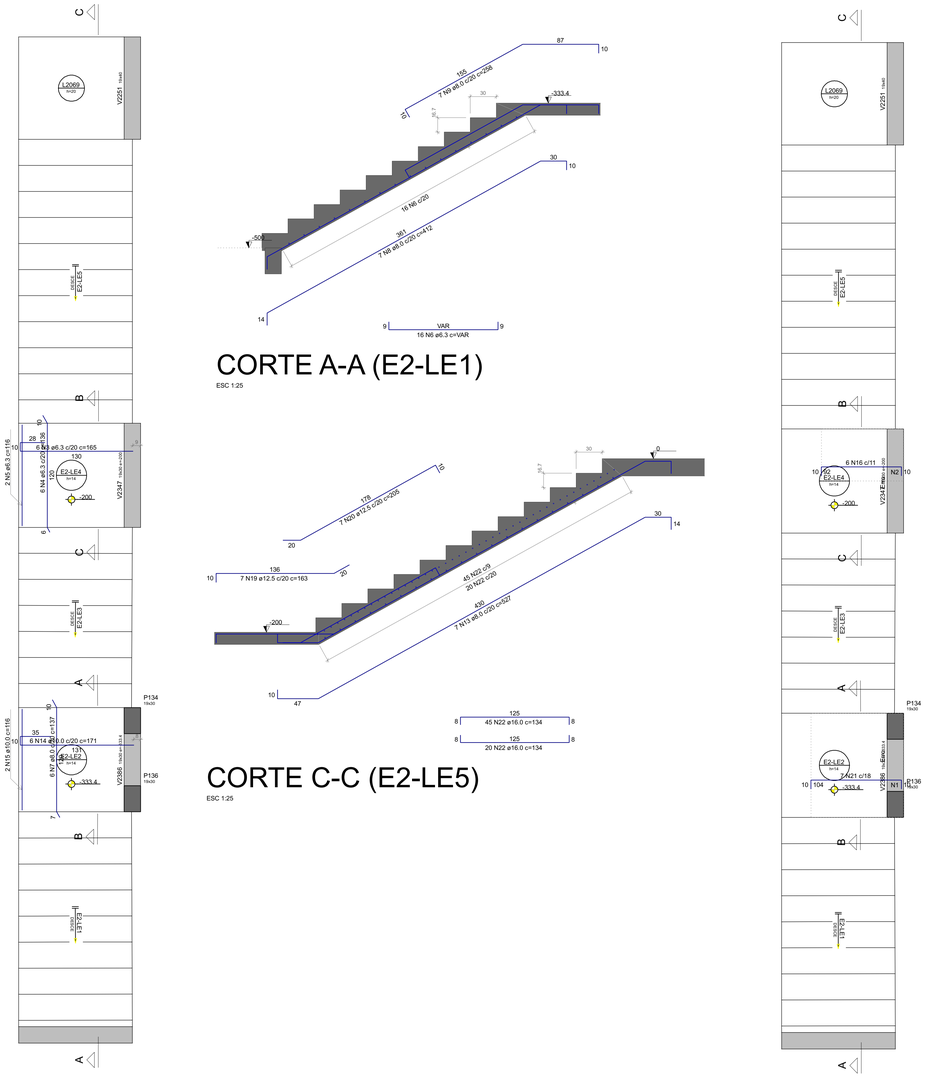

ARMAÇÃO POSITIVA DA ESCADA E2

ESC 1:25

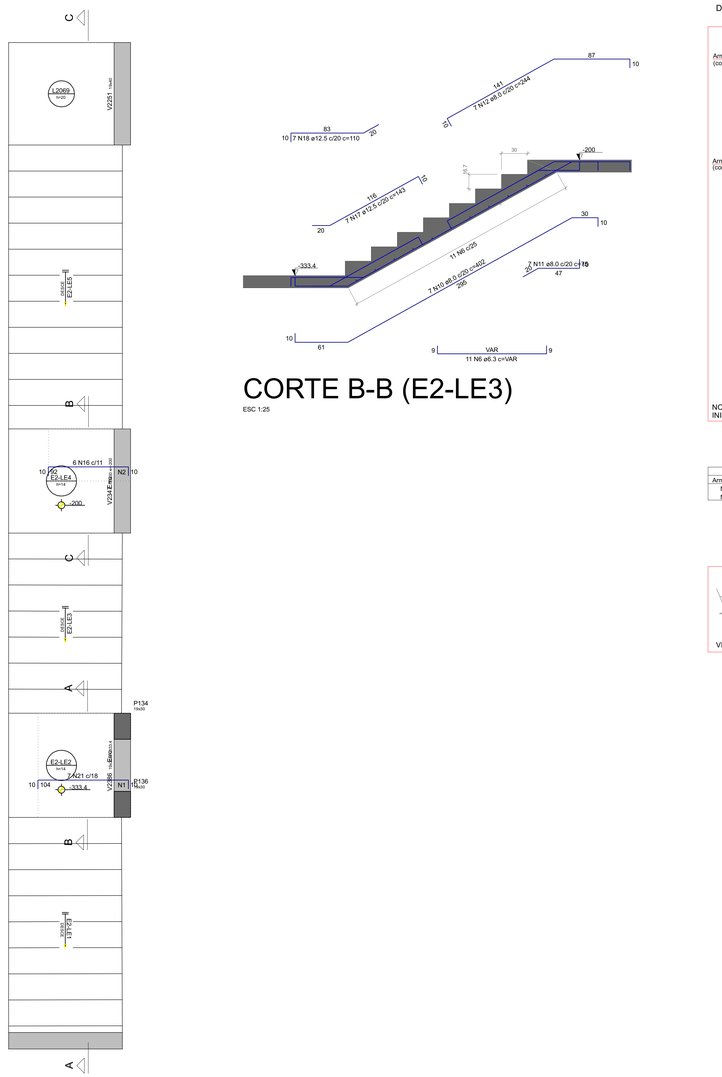

ARMAÇÃO NEGATIVA DA ESCADA E2

ESC 1:25

CORTE A-A (E2-LE1)

ESC 1:25

CORTE B-B (E2-LE3)

ESC 1:25

CORTE C-C (E2-LE5)

ESC 1:25

DETALHE DA ARMADURA SUPERIOR DE CONTINUIDADE DA LAJE
E MONTAGEM DA ARMADURA DE DISTRIBUIÇÃO

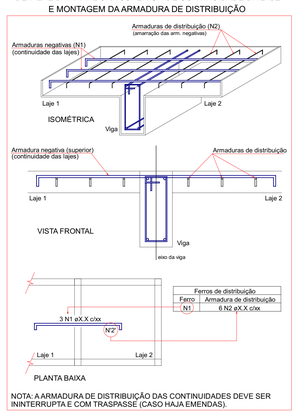

NOTA: A ARMADURA DE DISTRIBUIÇÃO DAS CONTINUIDADES DEVE SER ININTERRUPTA E COM TRASPASSE (CASO HAJA EMENDAS).

Armaduras de distribuição	
Armadura	Armadura de distribuição
N21	13 N1 a5.0 c/8 c/c=120
N16	12 N2 a5.0 c/8 c/c=60

DETALHE DA ARMADURA
DE BORDO LIVRE DA LAJE

Relação do aço

ELEMENTO	AÇO	N	DIAM (mm)	QUANT	C.UNIT (cm)	C.TOTAL (cm)
E2-LE1	CA60	1	5.0	13	120	1560
	CA60	2	5.0	12	60	720
	CA50	3	6.3	6	165	990
	CA50	4	6.3	6	136	816
	CA50	5	6.3	2	116	232
	CA50	6	6.3	27	VAR	VAR
	CA50	7	8.0	6	137	822
	CA50	8	8.0	7	412	2884
	CA50	9	8.0	7	258	1806
	CA50	10	8.0	7	402	2814
	CA50	11	8.0	7	75	525
	CA50	12	8.0	7	244	1708
	CA50	13	8.0	7	527	3689
	CA50	14	10.0	6	171	1026
	CA50	15	10.0	2	116	232
	CA50	16	12.5	6	106	636
	CA50	17	12.5	7	143	1001
	CA50	18	12.5	7	110	770
	CA50	19	12.5	7	163	1141
	CA50	20	12.5	7	205	1435
	CA50	21	16.0	7	117	819
	CA50	22	16.0	65	134	8710

Resumo do aço

AÇO	DIAM (mm)	C.TOTAL (m)	PESO + 2 % (kg)
CA50	6.3	58.5	14.6
	8.0	142.5	57.3
	10.0	12.6	7.9
	12.5	49.9	49
	16.0	95.3	153.4
CA60	5.0	22.8	3.6
PESO TOTAL (kg)			
CA50	282.2		
CA60	3.6		

Volume de concreto (C-25) = 2.98 m³
Área de forma = 28.39 m²

Nº	Comentário	Data	Autor
0	Emissão inicial		AUGUSTO

PROJETO ENGENHARIA
RUA SAMUEL CEZAR, 440 - AGUA VERDE / FONE: (41) 99204-4118
WWW.PROJETTO4.ENG.BR / COMERCIAL@PROJETTO4.ENG.BR

Obra:
HOSPITAL EM ALVENARIA
RUA DOS PESSEGUEIROS, SN

Código do Projeto :
6306

Proprietário:
MUNICIPIO DE CORREIA PINTO

Assinatura:

Autor Projeto:
AUGUSTO CESAR HENKE GRUBER
Autor Projeto — CREA PR-33.829/D

Assinatura:

Referências:
ARMADURA ESCADAS

Escala:
INDICADA

Desenho:
AUGUSTO

Coordenador:
AUGUSTO

Data:

Prancha:
56
87

Revisão:
R.0

PROJETO ESTRUTURAL

A0-1188x841mm

M1
ESC 1:25

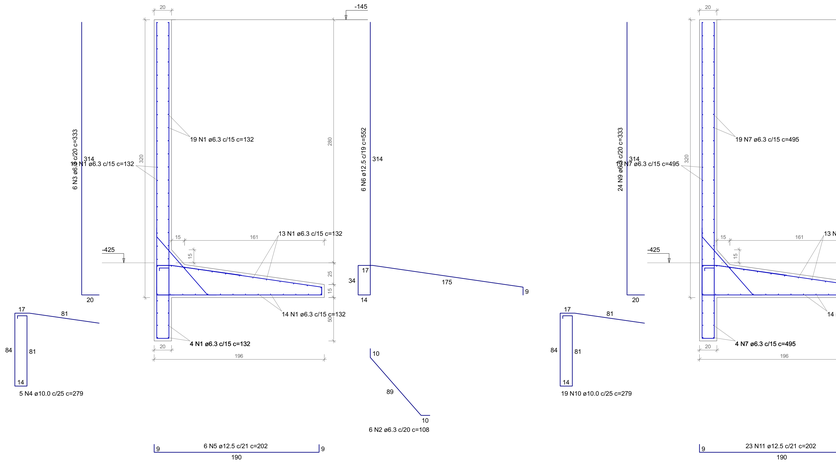

6 N5 ø12.5 c/21 c=202 — 190

M2
ESC 1:25

23 N11 ø12.5 c/21 c=202 — 190

M3
ESC 1:25

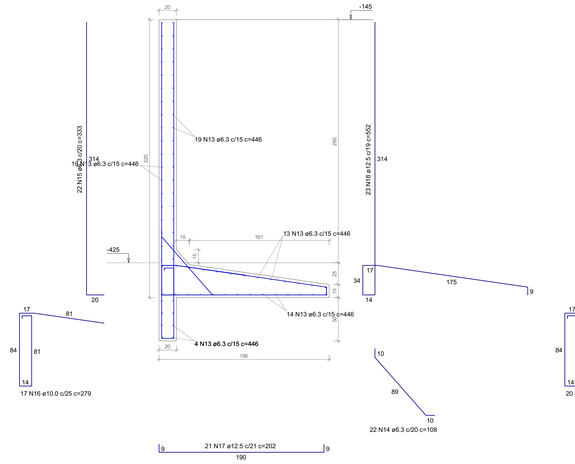

21 N17 ø12.5 c/21 c=202 — 190

M4
ESC 1:25

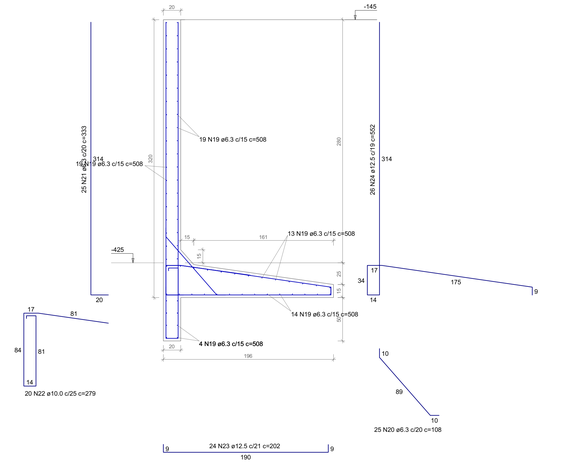

24 N23 ø12.5 c/21 c=202 — 190

Relação do aço

ELEMENTO	AÇO	N	DIAM (mm)	QUANT	C.UNIT (cm)	C.TOTAL (cm)
M1	CA50	1	6.3	73	132	9636
	CA50	2	6.3	6	108	648
	CA50	3	6.3	6	333	1998
	CA50	4	10.0	5	279	1395
	CA50	5	12.5	6	202	1212
	CA50	6	12.5	6	552	3312
M2	CA50	7	6.3	73	495	36135
	CA50	8	6.3	24	108	2592
	CA50	9	6.3	24	333	7992
	CA50	10	10.0	19	279	5301
	CA50	11	12.5	23	202	4646
	CA50	12	12.5	26	552	14352
M3	CA50	13	6.3	73	446	32558
	CA50	14	6.3	22	108	2376
	CA50	15	6.3	22	333	7326
	CA50	16	10.0	17	279	4743
	CA50	17	12.5	21	202	4242
	CA50	18	12.5	23	552	12696
M4	CA50	19	6.3	73	508	37084
	CA50	20	6.3	25	108	2700
	CA50	21	6.3	25	333	8325
	CA50	22	10.0	20	279	5580
	CA50	23	12.5	24	202	4848
	CA50	24	12.5	26	552	14352
M5	CA50	25	6.3	73	518	37814
	CA50	26	6.3	25	108	2700
	CA50	27	6.3	25	333	8325
	CA50	28	10.0	20	279	5580
	CA50	29	12.5	24	202	4848
	CA50	30	12.5	27	552	14904
M6	CA50	31	6.3	73	521	38033
	CA50	32	6.3	26	108	2808
	CA50	33	6.3	26	333	8658
	CA50	34	10.0	20	279	5580
	CA50	35	12.5	24	202	4848
	CA50	36	12.5	27	552	14904
M7	CA50	37	6.3	73	500	36500
	CA50	38	6.3	25	108	2700
	CA50	39	6.3	25	333	8325
	CA50	40	10.0	20	279	5580
	CA50	41	12.5	23	202	4646
	CA50	42	12.5	26	552	14352
M8	CA50	43	6.3	73	65	4745
	CA50	44	6.3	3	108	324
	CA50	45	6.3	3	333	999
	CA50	46	10.0	2	279	558
	CA50	47	12.5	3	202	606
	CA50	48	12.5	3	552	1656
M9	CA50	49	6.3	73	215	15695
	CA50	50	6.3	10	108	1080
	CA50	51	6.3	10	333	3330
	CA50	52	10.0	8	279	2232
	CA50	53	12.5	10	202	2020
	CA50	54	12.5	11	552	6072
M10	CA60	55	5.0	10	283	2830
	CA50	56	6.3	63	215	13545
	CA50	57	6.3	10	95	950
	CA50	58	10.0	8	255	2040
	CA50	59	12.5	8	174	1392
	CA50	60	12.5	10	463	4630
M11	CA60	61	5.0	12	253	3036
	CA50	62	6.3	56	256	14336
	CA50	63	6.3	12	95	1140
	CA50	64	10.0	10	255	2550
	CA50	65	12.5	10	153	1530
	CA50	66	12.5	10	412	4120
M12	CA60	67	5.0	12	203	2436
	CA50	68	6.3	46	256	11776
	CA50	69	6.3	12	94	1128
	CA50	70	10.0	10	254	2540
	CA50	71	12.5	10	118	1180
	CA50	72	12.5	10	327	3270

Resumo do aço

AÇO	DIAM (mm)	C.TOTAL (m)	PESO + 2 % (kg)
CA50	6.3	3642.9	909.2
	10.0	436.8	274.7
	12.5	1446.4	1421.2
CA60	5.0	83.1	13.1

PESO TOTAL (kg)	
CA50	2605.1
CA60	13.1

Volume de concreto (C-25) = 48.15 m³
Área de forma = 434.33 m²

M5
ESC 1:25



24 N29 ø12.5 c/21 c=202 — 190

M6
ESC 1:25

24 N35 ø12.5 c/21 c=202 — 190

M7
ESC 1:25

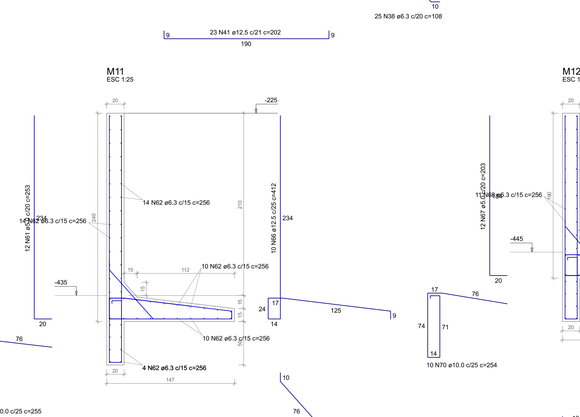

23 N41 ø12.5 c/21 c=202 — 190

M8
ESC 1:25

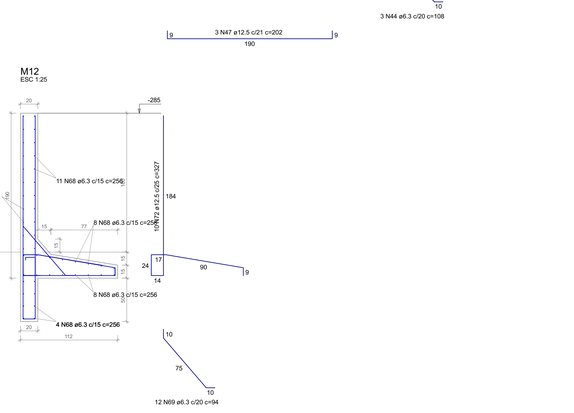

3 N47 ø12.5 c/21 c=202 — 190

M9
ESC 1:25

10 N53 ø12.5 c/21 c=202 — 190

M10
ESC 1:25

8 N59 ø12.5 c/25 c=174 — 162

M11
ESC 1:25

10 N65 ø12.5 c/25 c=153 — 141

M12
ESC 1:25

10 N71 ø12.5 c/25 c=118 — 106

Nº	Comentário	Data	Autor
0	Emissão inicial		AUGUSTO

PROJE ENGENHARIA
RUA SAMUEL CEZAR, 440 - AGUA VERDE - T. FONE: +51 99304-4118
WWW.PROJETTAR.ENG.BR / COMERCIAL@PROJETTAR.ENG.BR

Obra:
HOSPITAL EM ALVENARIA
RUA DOM PEDRO II,BAIRRO, 0N

Código do Projeto :
6306

Proprietário:
MUNICIPIO DE CORREIA PINTO

Assinatura:

Autor Projeto:
AUGUSTO CESAR HENKE GRUBER
Autor Projeto
CREA PR-33.829/D

Assinatura:

Referências:
ARMADURA MUROS DE ARRIMO

Escala:
INDICADA

Prancha:
57
87

Desenho:
AUGUSTO

Coordenador:
AUGUSTO

Data:

Revisão:
R.0

PROJETO ESTRUTURAL

A0-1188x841mm

M13
ESC 1:25

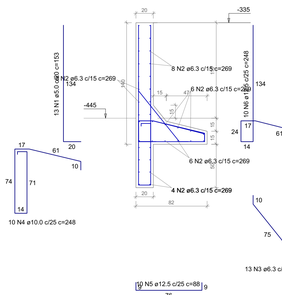

M14
ESC 1:25

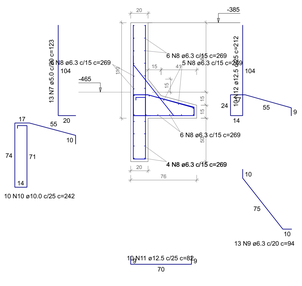

M15
ESC 1:25

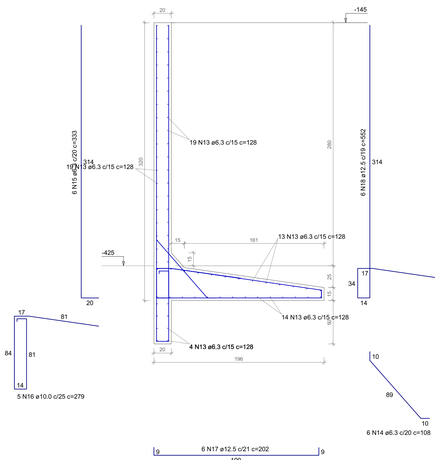

M16
ESC 1:25

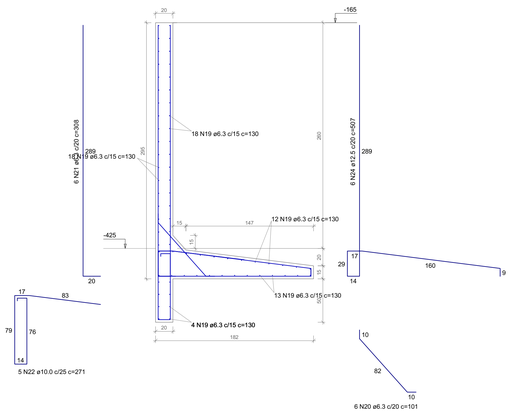

M17
ESC 1:25

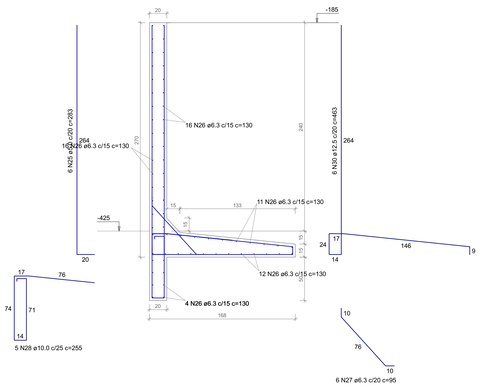

Relação do aço

ELEMENTO	AÇO	N	DIAM (mm)	QUANT	C.UNIT (cm)	C.TOTAL (cm)
M13	CA60	1	5.0	13	153	1989
	CA50	2	6.3	36	269	9684
	CA50	3	6.3	13	94	1222
	CA50	4	10.0	10	248	2480
	CA50	5	12.5	10	88	880
	CA50	6	12.5	10	248	2480
M14	CA60	7	5.0	13	123	1599
	CA50	8	6.3	31	269	8339
	CA50	9	6.3	13	94	1222
	CA50	10	10.0	10	242	2420
	CA50	11	12.5	10	82	820
	CA50	12	12.5	10	212	2120
M15	CA50	13	6.3	73	128	9344
	CA50	14	6.3	6	108	648
	CA50	15	6.3	6	333	1998
	CA50	16	10.0	5	279	1395
	CA50	17	12.5	6	202	1212
	CA50	18	12.5	6	552	3312
M16	CA50	19	6.3	69	130	8970
	CA50	20	6.3	6	101	606
	CA50	21	6.3	6	308	1848
	CA50	22	10.0	5	271	1355
	CA50	23	12.5	5	188	940
	CA50	24	12.5	6	507	3042
M17	CA60	25	5.0	6	283	1698
	CA50	26	6.3	63	130	8190
	CA50	27	6.3	6	95	570
	CA50	28	10.0	5	255	1275
	CA50	29	12.5	5	174	870
	CA50	30	12.5	6	463	2778
M18	CA60	31	5.0	7	253	1771
	CA50	32	6.3	56	152	8512
	CA50	33	6.3	7	95	665
	CA50	34	10.0	6	255	1530
	CA50	35	12.5	6	153	918
	CA50	36	12.5	6	412	2472
M19	CA60	37	5.0	7	223	1561
	CA50	38	6.3	50	152	7600
	CA50	39	6.3	7	95	665
	CA50	40	10.0	6	254	1524
	CA50	41	12.5	6	132	792
	CA50	42	12.5	6	361	2166
M20	CA60	43	5.0	7	193	1351
	CA50	44	6.3	42	152	6384
	CA50	45	6.3	7	94	658
	CA50	46	10.0	6	254	1524
	CA50	47	12.5	6	111	666
	CA50	48	12.5	6	311	1866
M21	CA60	49	5.0	7	163	1141
	CA50	50	6.3	36	152	5472
	CA50	51	6.3	7	94	658
	CA50	52	10.0	6	253	1518
	CA50	53	12.5	6	95	570
	CA50	54	12.5	6	265	1590
M22	CA60	55	5.0	7	163	1141
	CA50	56	6.3	36	150	5400
	CA50	57	6.3	7	94	658
	CA50	58	10.0	6	250	1500
	CA50	59	12.5	6	90	540
	CA50	60	12.5	6	260	1560
M23	CA60	61	5.0	7	163	1141
	CA50	62	6.3	36	150	5400
	CA50	63	6.3	7	94	658
	CA50	64	10.0	6	250	1500
	CA50	65	12.5	6	90	540
	CA50	66	12.5	6	260	1560
M24	CA60	67	5.0	7	163	1141
	CA50	68	6.3	36	150	5400
	CA50	69	6.3	7	94	658
	CA50	70	10.0	6	250	1500
	CA50	71	12.5	6	90	540
	CA50	72	12.5	6	260	1560
M25	CA60	73	5.0	7	163	1141
	CA50	74	6.3	36	150	5400
	CA50	75	6.3	7	94	658
	CA50	76	10.0	6	250	1500
	CA50	77	12.5	6	90	540
	CA50	78	12.5	6	260	1560
M26	CA60	79	5.0	7	163	1141
	CA50	80	6.3	36	150	5400
	CA50	81	6.3	7	94	658
	CA50	82	10.0	6	250	1500
	CA50	83	12.5	6	90	540
	CA50	84	12.5	6	260	1560
M27	CA60	85	5.0	7	163	1141
	CA50	86	6.3	36	150	5400
	CA50	87	6.3	7	94	658
	CA50	88	10.0	6	250	1500
	CA50	89	12.5	6	90	540
	CA50	90	12.5	6	260	1560
M28	CA60	91	5.0	7	163	1141
	CA50	92	6.3	36	150	5400
	CA50	93	6.3	7	94	658
	CA50	94	10.0	6	250	1500
	CA50	95	12.5	6	90	540
	CA50	96	12.5	6	260	1560
M29	CA60	97	5.0	7	163	1141
	CA50	98	6.3	36	150	5400
	CA50	99	6.3	7	94	658
	CA50	100	10.0	6	250	1500
	CA50	101	12.5	6	90	540
	CA50	102	12.5	6	260	1560
M30	CA60	103	5.0	7	163	1141
	CA50	104	6.3	36	150	5400
	CA50	105	6.3	7	94	658
	CA50	106	10.0	6	250	1500
	CA50	107	12.5	6	90	540
	CA50	108	12.5	6	260	1560
M31	CA60	109	5.0	7	183	1281
	CA50	110	6.3	42	150	6300
	CA50	111	6.3	7	94	658
	CA50	112	10.0	6	254	1524
	CA50	113	12.5	6	104	624
	CA50	114	12.5	6	294	1764
M32	CA60	115	5.0	7	163	1141
	CA50	116	6.3	36	150	5400
	CA50	117	6.3	7	94	658
	CA50	118	10.0	6	250	1500
	CA50	119	12.5	6	90	540
	CA50	120	12.5	6	260	1560
M33	CA60	121	5.0	10	123	1230
	CA50	122	6.3	30	200	6000
	CA50	123	6.3	10	94	940
	CA50	124	10.0	8	237	1896
	CA50	125	12.5	8	77	616
	CA50	126	12.5	8	209	1672
M34	CA60	127	5.0	5	143	715
	CA50	128	6.3	32	100	3200
	CA50	129	6.3	5	94	470
	CA50	130	10.0	4	241	964
	CA50	131	12.5	4	81	324
	CA50	132	12.5	4	232	928

M18
ESC 1:25

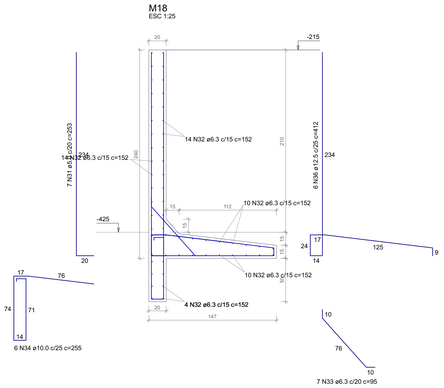

M19
ESC 1:25

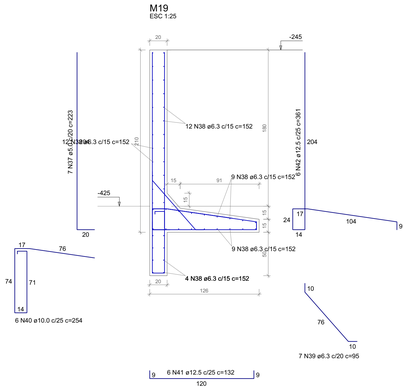

M20
ESC 1:25

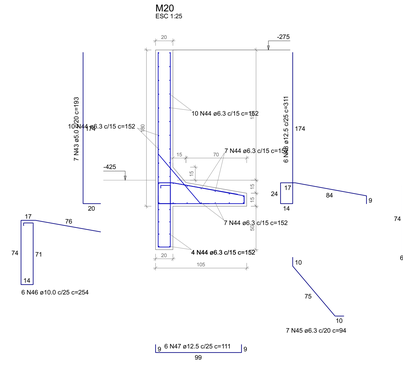

M21
ESC 1:25

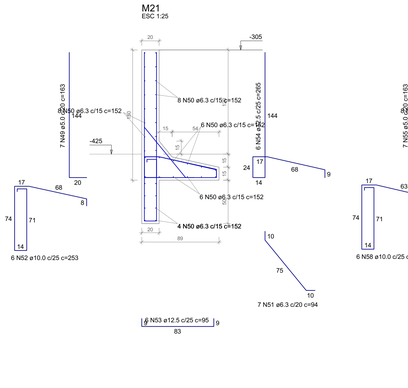

M22
ESC 1:25

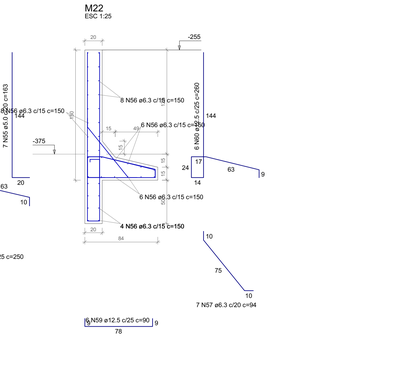

M23
ESC 1:25

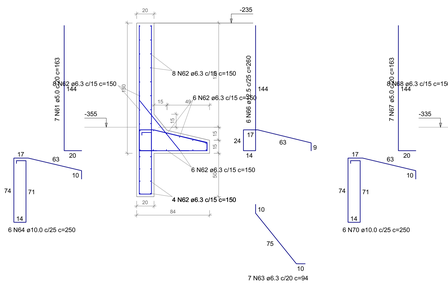

M24
ESC 1:25

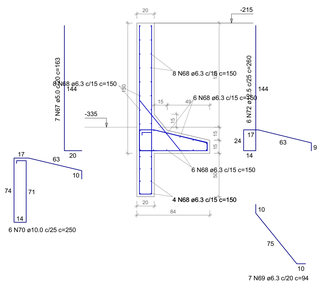

M25
ESC 1:25

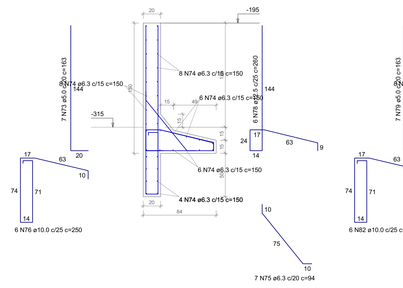

M26
ESC 1:25

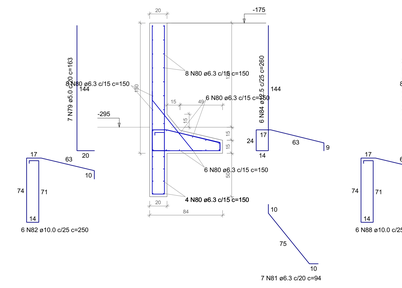

M27
ESC 1:25

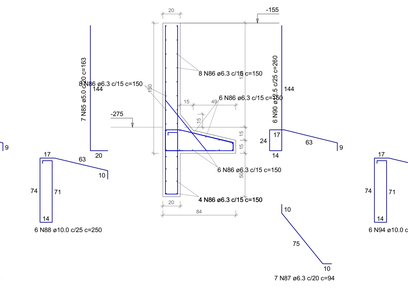

M28
ESC 1:25

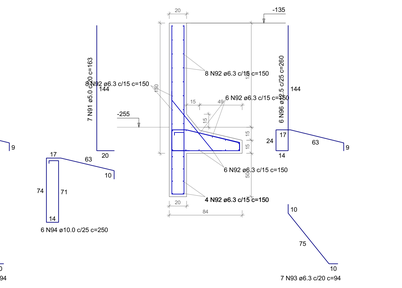

M29
ESC 1:25

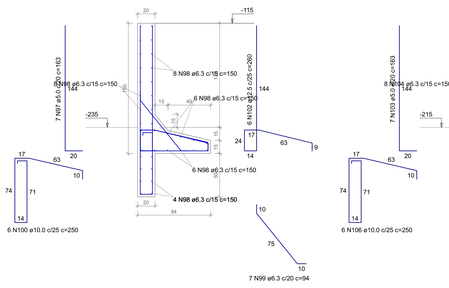

M30
ESC 1:25

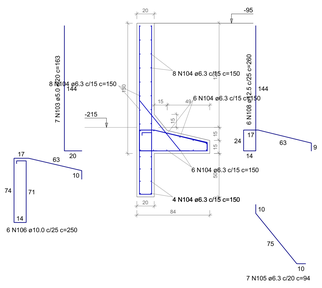

M31
ESC 1:25

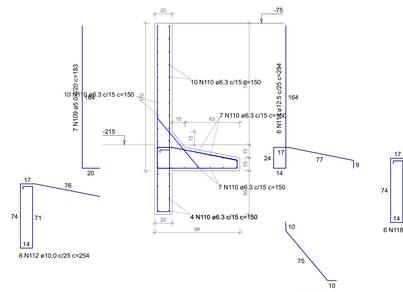

M32
ESC 1:25

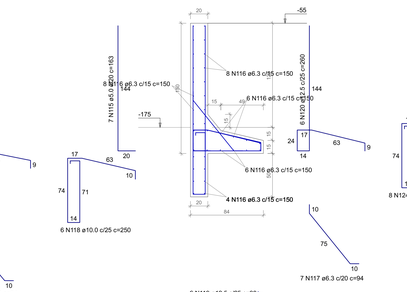

M33
ESC 1:25

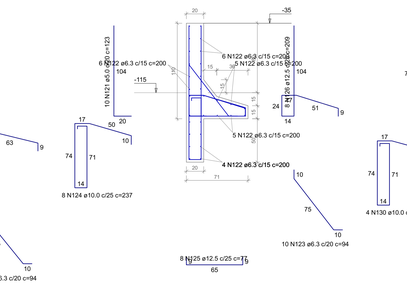

M34
ESC 1:25

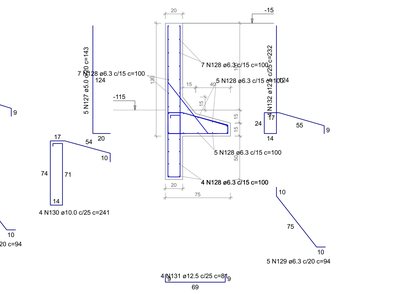

Resumo do aço

AÇO	DIAM (mm)	C.TOTAL (m)	PESO + 2 % (kg)
CA50	6.3	1614.1	402.9
	10.0	344.1	216.4
	12.5	564.3	554.4
CA60	5.0	257.5	40.5
PESO TOTAL (kg)			
CA50	1173.6		
CA60	40.5		

Volume de concreto (C-25) = 21.97 m³
Área de forma = 213.93 m²

Nº	Comentário	Data	Autor
0	Emissão inicial		AUGUSTO

PROJE ENGENHARIA
RUA SAMUEL CEZAR, 440 - AGUA VERDE - T. FONE: (51) 99506-4118
WWW.PROJETTAR.ENG.BR / COMERCIAL@PROJETTAR.ENG.BR

Obra:
HOSPITAL EM ALVENARIA
RUA DOS PESSEGUEIROS, SN

Código do Projeto: **6306**

Proprietário:
MUNICIPIO DE CORREIA PINTO

Assinatura:

Autor Projeto:
AUGUSTO CESAR HENKE GRUBER
Autor Projeto — CREA PR-33.829/D

Assinatura:

Referências:
ARMADURA MUROS DE ARRIMO

Escala: INDICADA
Desenho: AUGUSTO
Coordenador: AUGUSTO
Data:
Prancha: **58** 87
Revisão: R.0

PROJETO ESTRUTURAL

A0-1188x841mm

M35
ESC 1:25

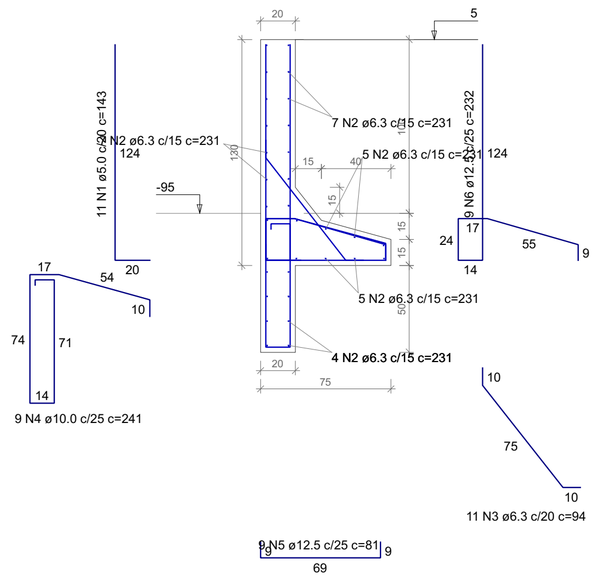

M36=M37=M38=M39=M40=M41=M42=M43
ESC 1:25

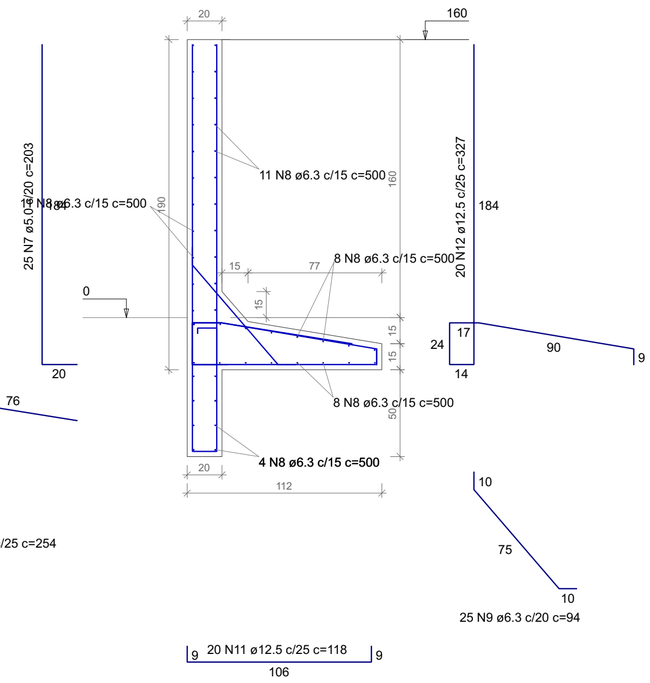

Relação do aço

ELEMENTO	AÇO	N	DIAM (mm)	QUANT	C.UNIT (cm)	C.TOTAL (cm)
M35	CA60	1	5.0	11	143	1573
	CA50	2	6.3	32	231	7392
	CA50	3	6.3	11	94	1034
	CA50	4	10.0	9	241	2169
	CA50	5	12.5	9	81	729
	CA50	6	12.5	9	232	2088
8xM36	CA60	7	5.0	200	203	40600
	CA50	8	6.3	368	500	184000
	CA50	9	6.3	200	94	18800
	CA50	10	10.0	160	254	40640
	CA50	11	12.5	160	118	18880
	CA50	12	12.5	160	327	52320
M44	CA60	13	5.0	20	203	4060
	CA50	14	6.3	46	410	18860
	CA50	15	6.3	20	94	1880
	CA50	16	10.0	16	254	4064
	CA50	17	12.5	16	118	1888
	CA50	18	12.5	16	327	5232

Resumo do aço

AÇO	DIAM (mm)	C.TOTAL (m)	PESO + 2 % (kg)
CA50	6.3	2319.7	579
	10.0	468.8	294.8
	12.5	811.4	797.3
CA60	5.0	462.4	72.7

PESO TOTAL (kg)	
CA50	1671
CA60	72.7

Volume de concreto (C-25) = 31.94 m³
Área de forma = 312.57 m²

M44
ESC 1:25

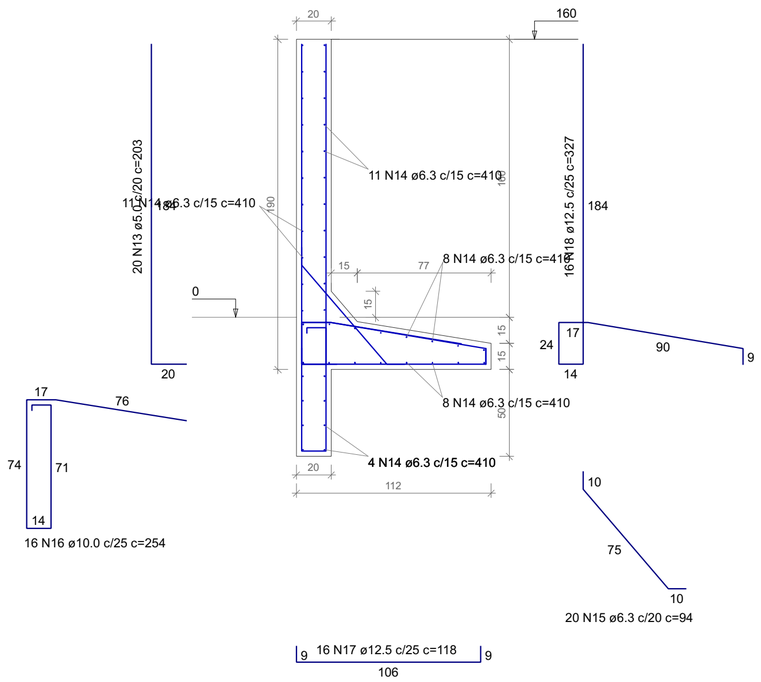

Nº	Comentário	Data	Autor
0	Emissão inicial		AUGUSTO

PROJE ENGENHARIA
RUA SAMUEL CEZAR, 440 - ÁGUA VERDE / FONE: (41) 99206-4118
WWW.PROJETTAR.ENG.BR / COMERCIAL@PROJETTAR.ENG.BR

Obra:
HOSPITAL EM ALVENARIA
RUA DOS PESSEGUEIROS, SN

Código do Projeto :
6306

Proprietário:
MUNICIPIO DE CORREIA PINTO

Assinatura:

Autor Projeto:
AUGUSTO CESAR HENKE GRUBER
Autor Projeto CREA PR-33.829/D

Assinatura:

Referências:
ARMADURA MUROS DE ARRIMO

Escala: INDICADA
Desenho: AUGUSTO
Coordenador: AUGUSTO
Data:
Prancha: **59** 87
Revisão: R.0

PROJETO ESTRUTURAL

A1-594x420mm

P1

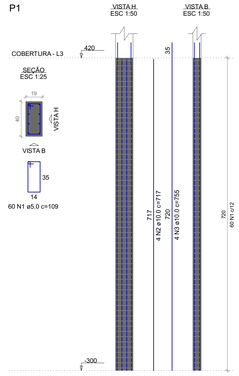

P2

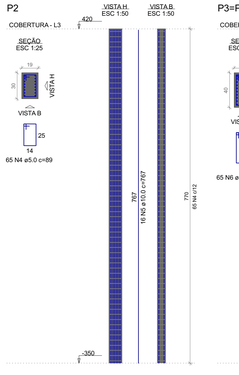

P3=P5

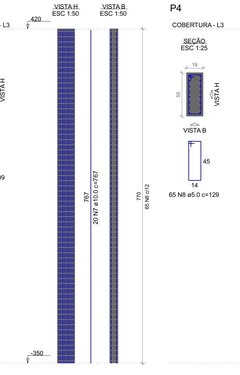

P4

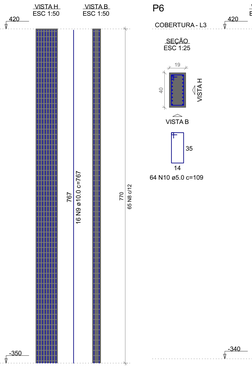

P6

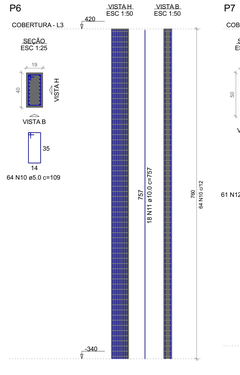

P7

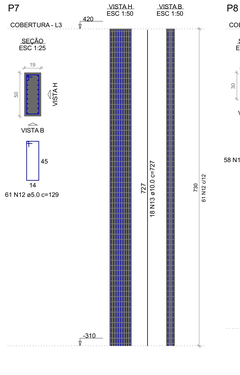

P8

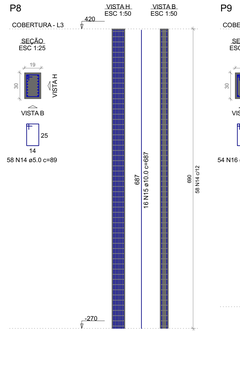

P9

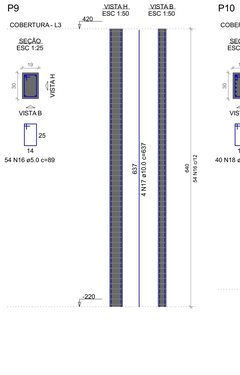

P10

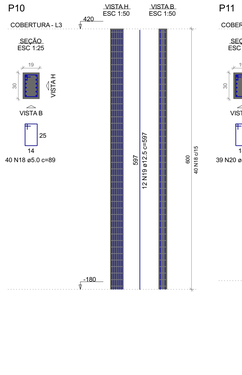

P11

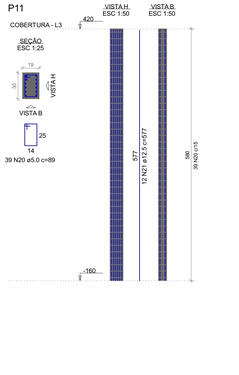

P12

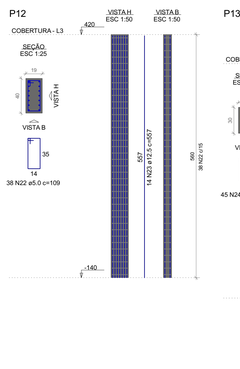

P13

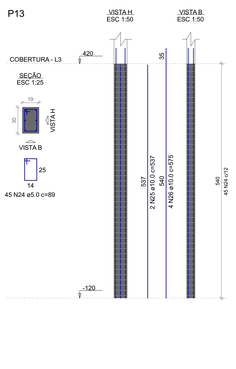

P14

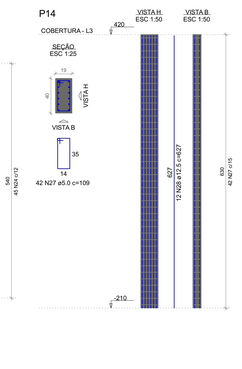

P15

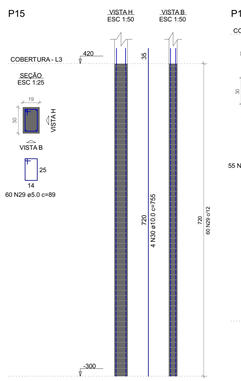

P16=P18

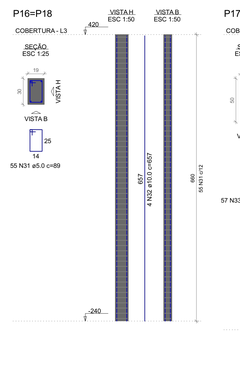

P17

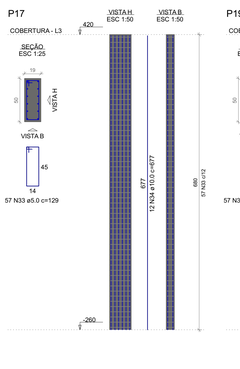

P19

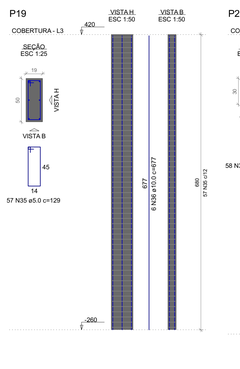

P20

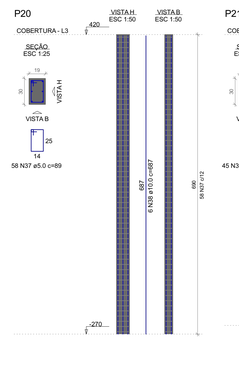

P21

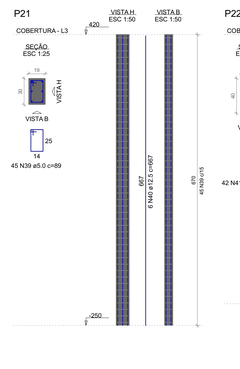

P22

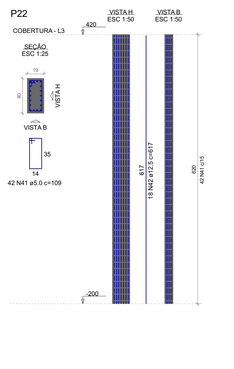

P23

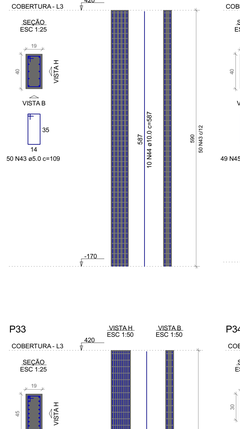

P24

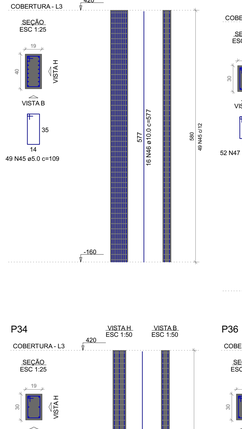

P25=P35=P102

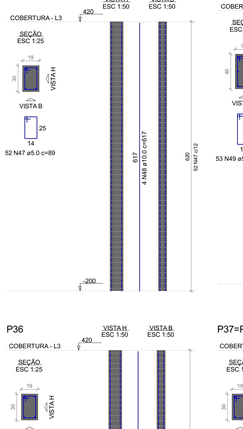

P26

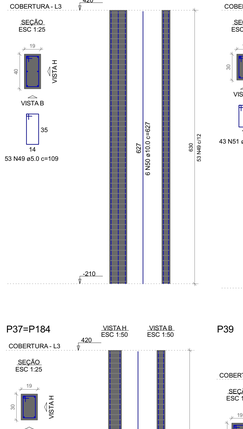

P27=P175

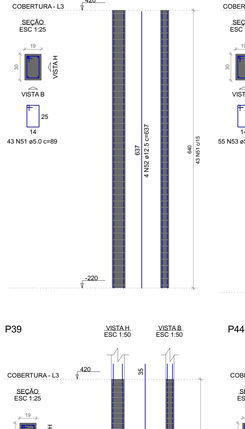

P28=P186

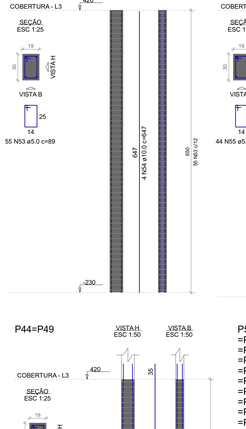

P29

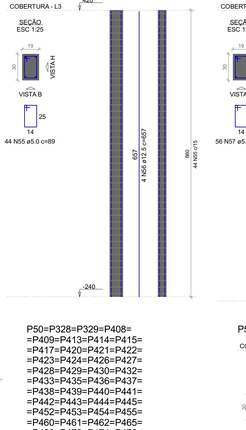

P30

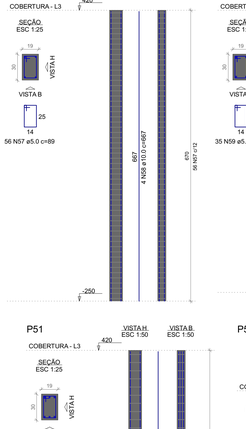

P31

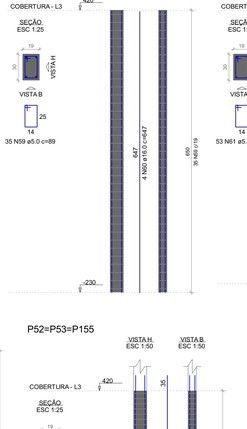

P32

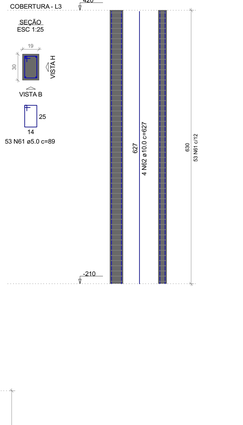

P33

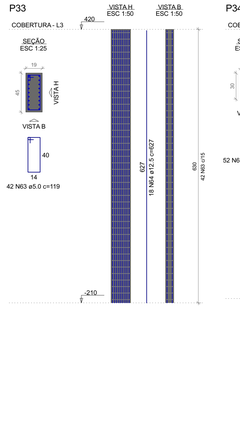

P34

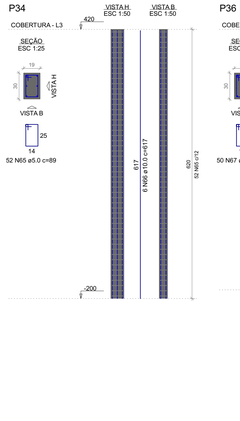

P36

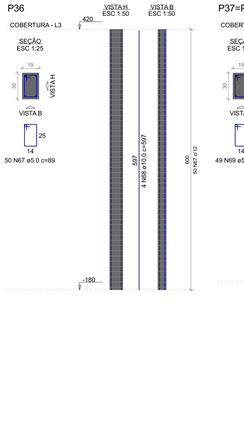

P37=P184

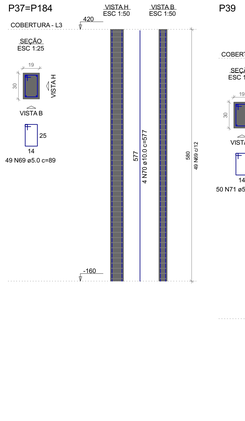

P39

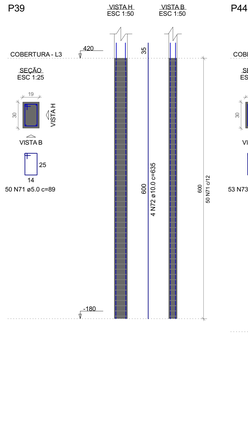

P44=P49

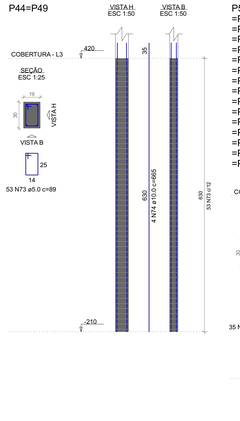

P50=P328=P329=P408=
=P409=P413=P414=P415=
=P417=P420=P421=P422=
=P423=P424=P426=P427=
=P428=P429=P430=P432=
=P433=P435=P436=P437=
=P438=P439=P440=P441=
=P442=P443=P444=P445=
=P452=P453=P454=P455=
=P460=P461=P462=P465=
=P466=P472=P474=P476=
=P477=P479=P480=P484=
=P486=P487=P488=P491=
=P492=P493=P494=P495=
=P496=P497=P498=P499=
=P504

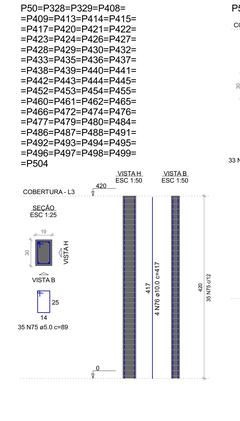

P51

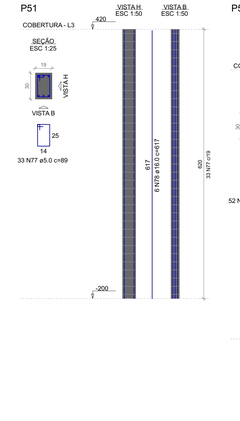

P52=P53=P155

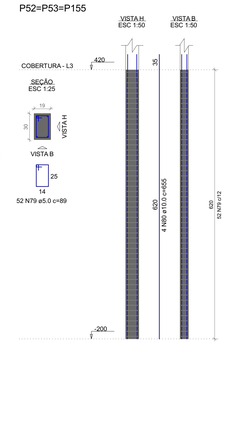

Relação do aço

ELEMENTO	AÇO	N	DIAM (mm)	QUANT	C.UNIT (cm)	C.TOTAL (cm)
P1	CA60	1	5.0	60	109	6540
	CA50	2	10.0	4	717	2868
	CA50	3	10.0	4	755	3020
P2	CA60	4	5.0	65	89	5785
	CA50	5	10.0	16	767	12272
2xP3	CA60	6	5.0	130	109	14170
	CA50	7	10.0	40	767	30680
P4	CA60	8	5.0	65	129	8385
	CA50	9	10.0	16	767	12272
P6	CA60	10	5.0	64	109	6976
	CA50	11	10.0	18	757	13626
P7	CA60	12	5.0	61	129	7869
	CA50	13	10.0	18	727	13086
P8	CA60	14	5.0	58	89	5162
	CA50	15	10.0	16	687	10992
P9	CA60	16	5.0	54	89	4806
	CA50	17	10.0	4	637	2548
P10	CA60	18	5.0	40	89	3560
	CA50	19	12.5	12	597	7164
P11	CA60	20	5.0	39	89	3471
	CA50	21	12.5	12	577	6924
P12	CA60	22	5.0	38	109	4142
	CA50	23	12.5	14	557	7798
P13	CA60	24	5.0	45	89	4005
	CA50	25	10.0	2	537	1074
	CA60	26	10.0	4	575	2300
P14	CA60	27	5.0	42	109	4578
	CA50	28	12.5	12	627	7524
P15	CA60	29	5.0	60	89	5340
	CA50	30	10.0	4	755	3020
2xP16	CA60	31	5.0	110	89	9790
	CA50	32	10.0	8	657	5256
P17	CA60	33	5.0	57	129	7353
	CA50	34	10.0	12	677	8124
P19	CA60	35	5.0	57	129	7353
	CA50	36	10.0	6	677	4062
P20	CA60	37	5.0	58	89	5162
	CA50	38	10.0	6	687	4122
P21	CA60	39	5.0	45	89	4005
	CA50	40	12.5	6	667	4002
P22	CA60	41	5.0	42	109	4578
	CA50	42	12.5	18	617	11106
P23	CA60	43	5.0	50	109	5450
	CA50	44	10.0	10	587	5870
P24	CA60	45	5.0	49	109	5341
	CA50	46	12.5	16	577	9232
3xP25	CA60	47	5.0	156	89	13884
	CA50	48	10.0	12	617	7404
P26	CA60	49	5.0	53	109	5777
	CA50	50	10.0	6	627	3762
2xP27	CA60	51	5.0	86	89	7654
	CA50	52	12.5	8	637	5096
2xP28	CA60	53	5.0	110	89	9790
	CA50	54	10.0	8	647	5176
P29	CA60	55	5.0	44	89	3916
	CA50	56	12.5	4	657	2628
P30	CA60	57	5.0	56	89	4984
	CA50	58	10.0	4	667	2668
P31	CA60	59	5.0	35	89	3115
	CA50	60	16.0	4	647	2588
P32	CA60	61	5.0	53	89	4717
	CA50	62	10.0	4	627	2508
P33	CA60	63	5.0	42	119	4998
	CA50	64	12.5	18	627	11286
P34	CA60	65	5.0	52	89	4628
	CA50	66	10.0	6	617	3702
P36	CA60	67	5.0	50	89	4450
	CA50	68	10.0	4	597	2388
2xP37	CA60	69	5.0	98	89	8722
	CA50	70	10.0	8	577	4616
P39	CA60	71	5.0	50	89	4450
	CA50	72	10.0	4	635	2540
2xP44	CA60	73	5.0	106	89	9434
	CA50	74	10.0	8	665	5320
61xP50	CA60	75	5.0	2135	89	190015
	CA50	76	10.0	244	417	101748
P51	CA60	77	5.0	33	89	2937
	CA50	78	16.0	6	617	3702
3xP52	CA60	79	5.0	156	89	13884
	CA50	80	10.0	12	655	7860

Resumo do aço

AÇO	DIAM (mm)	C.TOTAL (m)	PESO + 2 % (kg)
CA50	10.0	2941.2	1849.6
	12.5	635.3	624.2
	16.0	62.9	101.3
CA60	5.0	4311.8	677.9

PESO TOTAL (kg)

CA50	2575.1
CA60	677.9

Volume de concreto (C-25) = 34.86 m³
Área de forma = 582.54 m²

Nº	Comentário	Data	Autor
0	Emissão inicial		AUGUSTO

PROJETO ENGENHARIA
RUA SAMUEL CEZAR, 440 - AGUA VERDE / FONE: (41) 99906-4118
WWW.PROJETTAK.ENG.BR / COMERCIAL@PROJETTAK.ENG.BR

Obra:
HOSPITAL EM ALVENARIA
RUA DOS PESSEGUEIROS, SN

Código do Projeto: **6306**

Proprietário:
MUNICIPIO DE CORREIA PINTO

Assinatura:

Autor Projeto:
AUGUSTO CESAR HENKE GRUBER
Autor Projeto CREA PR-33.829/D

Assinatura:

Referências:
ARMADURA PILARES

Escala: INDICADA
Desenho: AUGUSTO
Coordenador: AUGUSTO
Data:

Prancha: **60** 87
Revisão: R.0

PROJETO ESTRUTURAL

A0-1189x841mm

P54

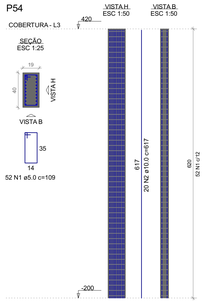

P55

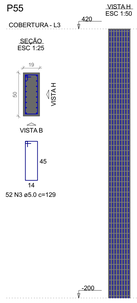

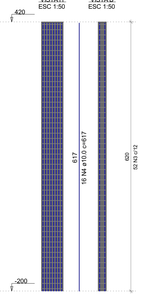

P56

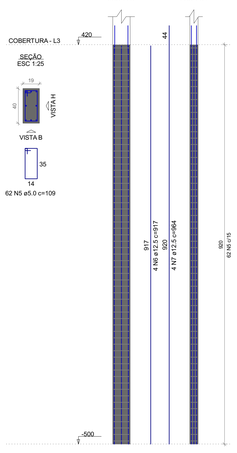

P68

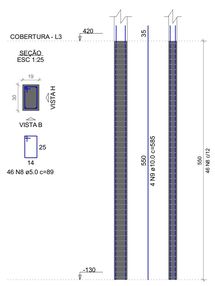

P73

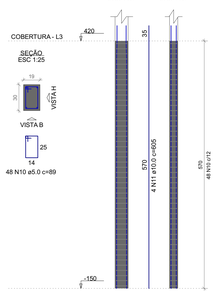

P78

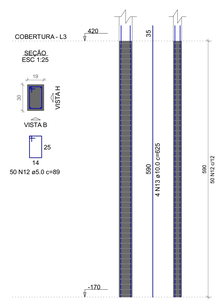

P79

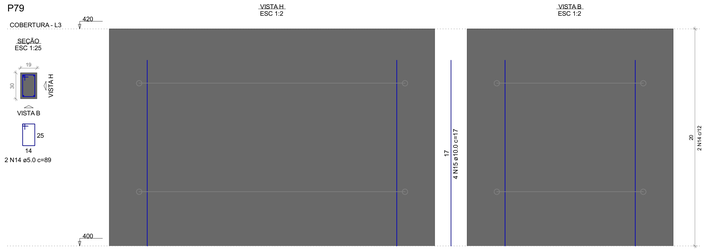

P80

P83=P159

P85

P87

P89

P94

P96=P127=P170

P97

P98

P99



P100

P101

P105

P106

P107

P108

P109

P110

P111

Relação do aço

ELEMENTO	AÇO	N	DIAM (mm)	QUANT	C.UNIT (cm)	C.TOTAL (cm)
P54	CA60	1	5.0	52	109	5668
	CA60	2	10.0	20	617	12340
P55	CA60	3	5.0	52	129	6708
	CA50	4	10.0	16	617	9872
P56	CA60	5	5.0	62	109	6758
	CA50	6	12.5	4	917	3668
	CA50	7	12.5	4	964	3856
P68	CA60	8	5.0	46	89	4094
	CA50	9	10.0	4	585	2340
P73	CA60	10	5.0	48	89	4272
	CA50	11	10.0	4	605	2420
P78	CA60	12	5.0	50	89	4450
	CA50	13	10.0	4	625	2500
P79	CA60	14	5.0	2	89	178
	CA50	15	10.0	4	17	68
P80	CA60	16	5.0	33	89	2937
	CA50	17	16.0	4	617	2468
2xP83	CA60	18	5.0	154	89	13706
	CA50	19	10.0	4	917	3668
	CA50	20	10.0	8	955	7640
P85	CA60	21	5.0	77	129	9933
	CA50	22	10.0	10	917	9170
P87	CA60	23	5.0	62	109	6758
	CA50	24	12.5	16	917	14672
P89	CA60	25	5.0	62	129	7998
	CA50	26	12.5	20	917	18340
P94	CA60	27	5.0	49	109	5341
	CA50	28	16.0	6	917	5502
	CA50	29	16.0	4	976	3904
3xP96	CA60	30	5.0	111	89	9879
	CA50	31	10.0	12	437	5244
P97	CA60	32	5.0	45	89	4005
	CA50	33	10.0	4	527	2108
P98	CA60	34	5.0	46	89	4094
	CA50	35	10.0	4	547	2188
P99	CA60	36	5.0	48	89	4272
	CA50	37	10.0	4	567	2268
P100	CA60	38	5.0	50	89	4450
	CA50	39	10.0	4	587	2348
P101	CA60	40	5.0	51	89	4539
	CA50	41	10.0	4	607	2428
P105	CA60	42	5.0	37	109	4033
	CA50	43	10.0	12	437	5244
P106	CA60	44	5.0	35	89	3115
	CA50	45	12.5	4	517	2068
P107	CA60	46	5.0	45	109	4905
	CA50	47	10.0	14	537	7518
P108	CA60	48	5.0	30	89	2670
	CA50	49	16.0	4	557	2228
P109	CA60	50	5.0	49	89	4361
	CA50	51	10.0	16	577	9232
P110	CA60	52	5.0	33	89	2937
	CA50	53	16.0	4	607	2428
P111	CA60	54	5.0	42	89	3738
	CA50	55	12.5	4	617	2468

Resumo do aço

AÇO	DIAM (mm)	C.TOTAL (m)	PESO + 2 % (kg)
CA50	10.0	886	557.2
	12.5	450.8	442.9
	16.0	165.3	266.1
CA60	5.0	1358	213.5

PESO TOTAL (kg)	
CA50	1266.1
CA60	213.5

Volume de concreto (C-25) = 12.06 m³
Área de forma = 195.65 m²

Nº	Comentário	Data	Autor
0	Emissão inicial		AUGUSTO

PROJE ENGENHARIA
Rua SAMUEL CEZAR, 440 - Água VERDE / FONE: 41) 99506-4118
WWW.PROJETTAR.ENG.BR / COMERCIAL@PROJETTAR.ENG.BR

Obra:
HOSPITAL EM ALVENARIA
RUA DOS PESQUEIROS, SN

Código do Projeto:
6306

Proprietário:
MUNICIPIO DE CORREIA PINTO

Assinatura:

Autor Projeto:
AUGUSTO CESAR HENKE GRUBER
Autor Projeto CREA PR-33.829/D

Assinatura:

Referências:
ARMADURA PILARES

Escala:
INDICADA

Desenho:
AUGUSTO

Coordenador:
AUGUSTO

Data:

Prancha:
61
87

Revisão:
R.0

PROJETO ESTRUTURAL

A0-1189x841mm

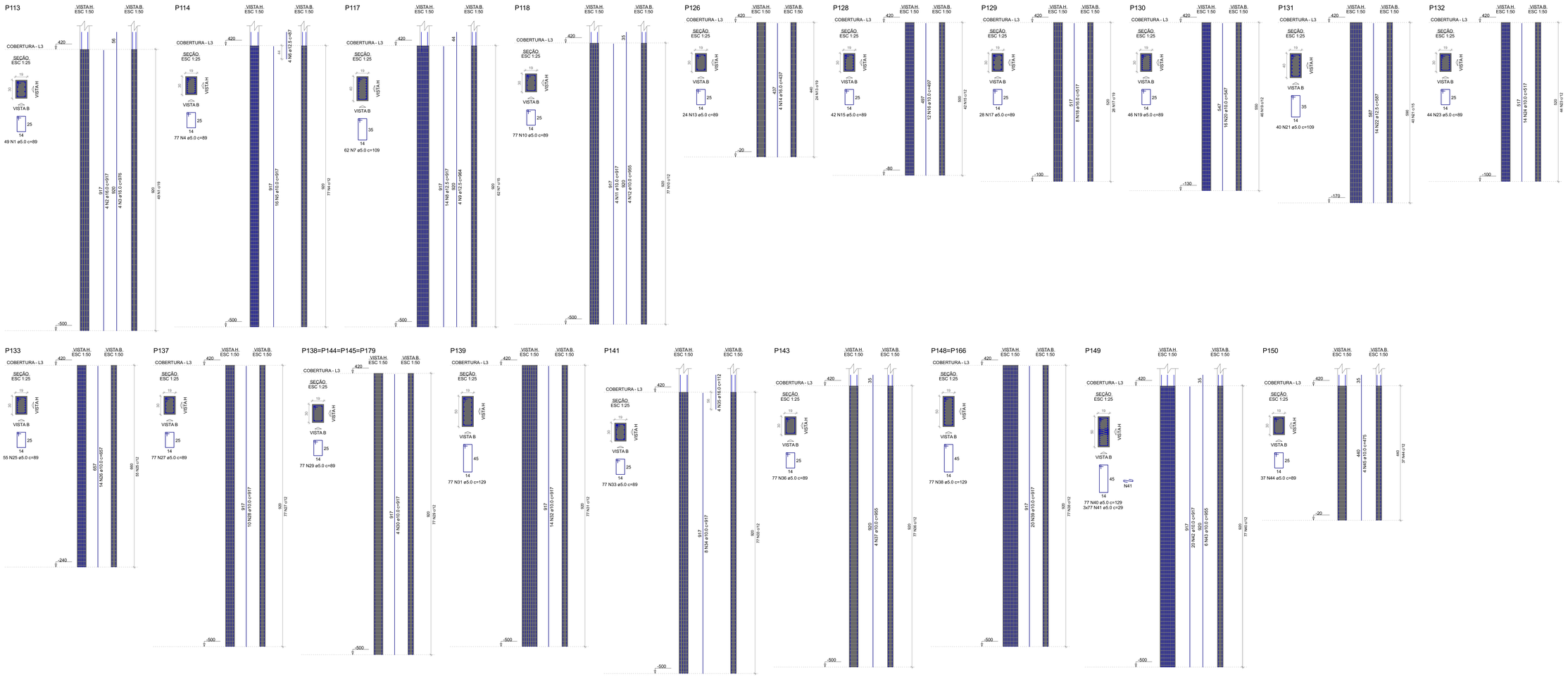

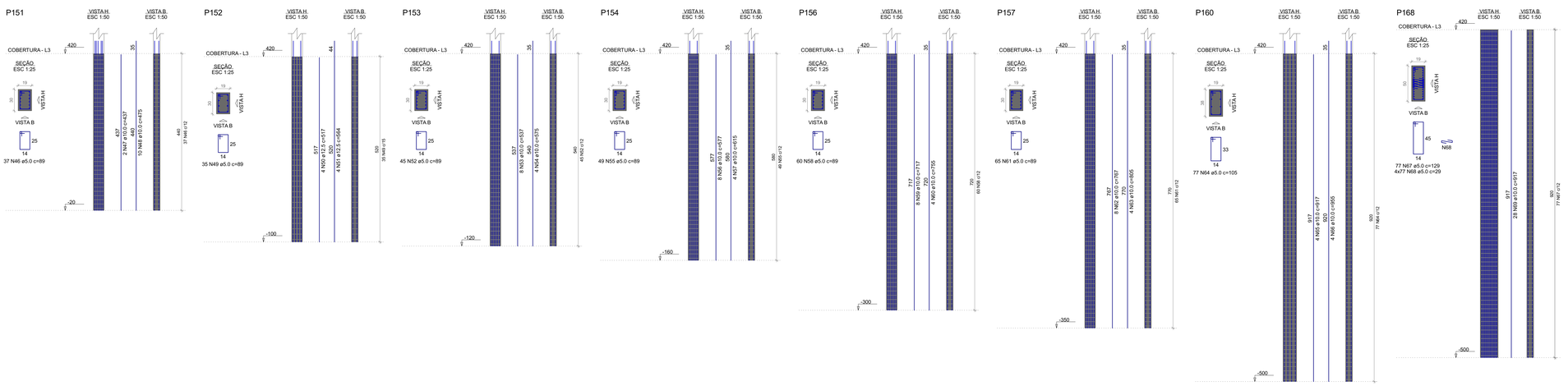

Relação do aço

ELEMENTO	AÇO	N	DIAM (mm)	QUANT	C.UNIT (cm)	C.TOTAL (cm)
P113	CA60	1	5.0	49	89	4361
	CA50	2	16.0	4	917	3668
	CA50	3	16.0	4	976	3904
P114	CA60	4	5.0	77	89	6853
	CA50	5	10.0	16	917	14672
	CA50	6	12.5	4	87	348
P117	CA60	7	5.0	62	109	6758
	CA50	8	12.5	14	917	12838
	CA50	9	12.5	4	964	3856
P118	CA60	10	5.0	77	89	6853
	CA50	11	10.0	4	917	3668
	CA50	12	10.0	4	955	3820
P126	CA60	13	5.0	24	89	2136
	CA50	14	16.0	4	437	1748
P128	CA60	15	5.0	42	89	3738
	CA50	16	10.0	12	497	5964
P129	CA60	17	5.0	28	89	2492
	CA50	18	16.0	8	517	4136
P130	CA60	19	5.0	46	89	4094
	CA50	20	10.0	16	547	8752
P131	CA60	21	5.0	40	109	4360
	CA50	22	12.5	14	587	8216
P132	CA60	23	5.0	44	89	3916
	CA50	24	10.0	14	517	7238
P133	CA60	25	5.0	55	89	4895
	CA50	26	10.0	14	657	9198
P137	CA60	27	5.0	77	89	6853
	CA50	28	10.0	10	917	9170
4xP138	CA60	29	5.0	308	89	27412
	CA50	30	10.0	16	917	14672
P139	CA60	31	5.0	77	129	9933
	CA50	32	10.0	14	917	12838
P141	CA60	33	5.0	77	89	6853
	CA50	34	10.0	8	917	7336
	CA50	35	16.0	4	112	448
P143	CA60	36	5.0	77	89	6853
	CA50	37	10.0	4	955	3820
2xP148	CA60	38	5.0	154	129	19866
	CA50	39	10.0	40	917	36680
P149	CA60	40	5.0	77	129	9933
	CA60	41	5.0	231	29	6699
	CA50	42	10.0	20	917	18340
	CA50	43	10.0	6	955	5730
P150	CA60	44	5.0	37	89	3293
	CA50	45	10.0	4	475	1900
P151	CA60	46	5.0	37	89	3293
	CA50	47	10.0	2	437	874
	CA50	48	10.0	10	475	4760
P152	CA60	49	5.0	35	89	3115
	CA50	50	12.5	4	517	2068
	CA50	51	12.5	4	564	2256
P153	CA60	52	5.0	45	89	4005
	CA50	53	10.0	8	537	4296
	CA50	54	10.0	4	575	2300
P154	CA60	55	5.0	49	89	4361
	CA50	56	10.0	8	577	4616
	CA50	57	10.0	4	615	2460
P156	CA60	58	5.0	60	89	5340
	CA50	59	10.0	8	717	5736
P157	CA60	60	10.0	4	755	3020
	CA50	61	10.0	8	65	5785
	CA50	62	10.0	8	767	6136
	CA50	63	10.0	4	805	3220
P160	CA60	64	5.0	77	105	8085
	CA50	65	10.0	4	917	3668
	CA50	66	10.0	4	955	3820
P168	CA60	67	5.0	77	129	9933
	CA60	68	5.0	308	29	8932
	CA50	69	10.0	28	917	25676

Resumo do aço

AÇO	DIAM (mm)	C.TOTAL (m)	PESO + 2 % (kg)
CA50	10.0	2343.7	1473.9
	12.5	295.9	290.7
	16.0	139.1	223.8
CA60	5.0	2010	316

PESO TOTAL (kg)	
CA50	1988.4
CA60	316

Volume de concreto (C-25) = 15.53 m³
Área de forma = 252.51 m²

Nº	Comentário	Data	Autor
0	Emissão inicial		AUGUSTO

PROJETO ENGENHARIA
RUA SAMUEL CEZAR, 440 / ÁGUA VERDE / FONE: (41) 99906-4118
WWW.PROJETTAKE.ENG.BR / COMERCIAL@PROJETTAKE.ENG.BR

Obra:
HOSPITAL EM ALVENARIA
RUA DOS PESSEGUEIROS, SN

Código do Projeto:
6306

Proprietário:
MUNICIPIO DE CORREIA PINTO

Assinatura:

Autor Projeto:
AUGUSTO CESAR HENKE GRUBER
Autor Projeto
CREA PR-33.825/D

Assinatura:

Referências:
ARMADURA PILARES

Escala:
INDICADA

Prancha:
62
87

Desenho:
AUGUSTO

Coordenador:
AUGUSTO

Data:

Revisão:
R.0

PROJETO ESTRUTURAL

A0-1189x841mm

P169

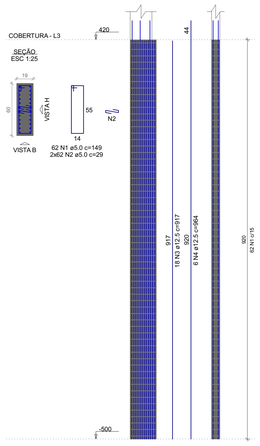

P171



P172

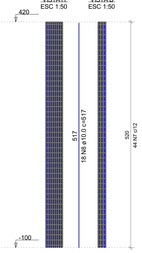

P173

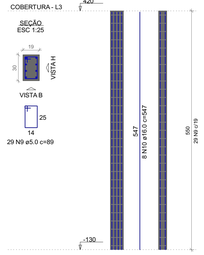

P174

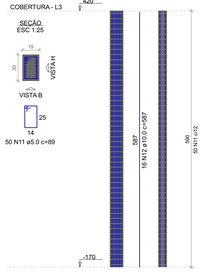

P176

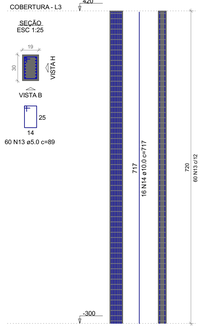

P177

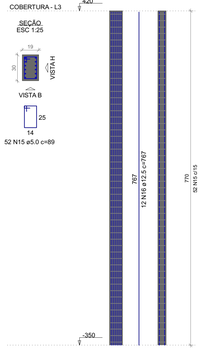

P178

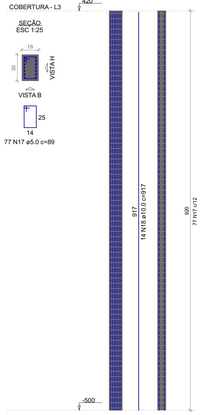

P181

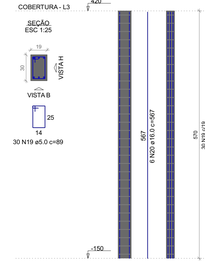

P182

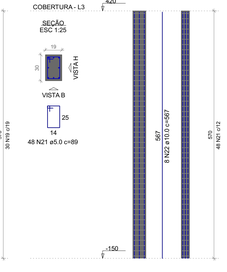

Relação do aço

ELEMENTO	AÇO	N	DIAM (mm)	QUANT	C.UNIT (cm)	C.TOTAL (cm)
P169	CA60	1	5.0	62	149	9238
	CA60	2	5.0	124	29	3596
	CA50	3	12.5	18	917	16506
	CA50	4	12.5	6	964	5784
P171	CA60	5	5.0	24	89	2136
	CA50	6	16.0	6	437	2622
P172	CA60	7	5.0	44	109	4796
	CA50	8	10.0	18	517	9306
P173	CA60	9	5.0	29	89	2581
	CA50	10	16.0	8	547	4376
P174	CA60	11	5.0	50	89	4450
	CA50	12	10.0	16	587	9392
P176	CA60	13	5.0	60	89	5340
	CA50	14	10.0	16	717	11472
P177	CA60	15	5.0	52	89	4628
	CA50	16	12.5	12	767	9204
P178	CA60	17	5.0	77	89	6853
	CA50	18	10.0	14	917	12838
P181	CA60	19	5.0	30	89	2670
	CA50	20	16.0	6	567	3402
P182	CA60	21	5.0	48	89	4272
	CA50	22	10.0	8	567	4536
P183	CA60	23	5.0	50	89	4450
	CA50	24	10.0	10	587	5870
P185	CA60	25	5.0	50	89	4450
	CA50	26	10.0	6	597	3582
P187	CA60	27	5.0	60	89	5340
	CA50	28	10.0	4	717	2868
P188	CA60	29	5.0	65	89	5785
	CA50	30	10.0	6	767	4602
P189	CA60	31	5.0	77	89	6853
	CA50	32	10.0	6	917	5502
P190	CA60	33	5.0	77	109	8393
	CA50	34	10.0	12	917	11004
P191	CA60	35	5.0	62	89	5518
	CA50	36	12.5	10	917	9170
P192	CA60	37	5.0	62	119	7378
	CA50	38	16.0	8	917	7336
P193	CA60	39	5.0	63	119	7497
	CA50	40	12.5	4	917	3668
	CA50	41	12.5	4	964	3856
P235	CA60	42	5.0	63	89	5607
	CA50	43	10.0	4	751	3004
P246	CA60	44	5.0	63	89	5607
	CA50	45	10.0	2	751	1502
	CA50	46	10.0	4	788	3152
P250	CA60	47	5.0	63	89	5607
	CA50	48	10.0	4	751	3004
	CA50	49	10.0	4	788	3152
P265	CA60	50	5.0	54	89	4806
	CA50	51	10.0	14	642	8988
P266	CA60	52	5.0	54	79	4266
	CA50	53	10.0	4	642	2568
P300	CA60	54	5.0	47	89	4183
	CA50	55	10.0	2	552	1104
	CA50	56	10.0	4	590	2360
16xP301	CA60	57	5.0	752	89	66928
	CA50	58	10.0	64	552	35328
P302	CA60	59	5.0	47	129	6063
	CA50	60	10.0	6	590	3540
P304	CA60	61	5.0	47	89	4183
	CA50	62	10.0	8	552	4416
2xP306	CA60	63	5.0	94	89	8366
	CA50	64	10.0	32	552	17664
2xP307	CA60	65	5.0	74	89	6586
	CA50	66	12.5	12	552	6624
P315	CA60	67	5.0	37	89	3293
	CA50	68	12.5	8	552	4416
P316	CA60	69	5.0	37	109	4033
	CA50	70	12.5	12	552	6624
P320	CA60	71	5.0	47	89	4183
	CA50	72	10.0	8	552	4416
P321	CA60	73	5.0	37	109	4033
	CA50	74	12.5	14	552	7728
3xP322	CA60	75	5.0	141	89	12549
	CA50	76	10.0	18	552	9936
P341	CA60	77	5.0	47	99	4653
	CA50	78	10.0	6	552	3312
P347	CA60	79	5.0	37	89	3293
	CA50	80	12.5	4	552	2208
P355	CA60	81	5.0	37	99	3663
	CA50	82	16.0	6	552	3312

Resumo do aço

AÇO	DIAM (mm)	C.TOTAL (m)	PESO + 2 % (kg)
CA50	10.0	1884.2	1184.9
	12.5	757.9	744.7
	16.0	210.5	338.9
CA60	5.0	2681.3	421.5

PESO TOTAL (kg)	
CA50	2268.5
CA60	421.5

Volume de concreto (C-25) = 22.4 m³
Área de forma = 368.83 m²

P183

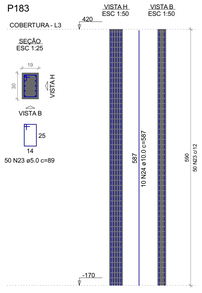

P185

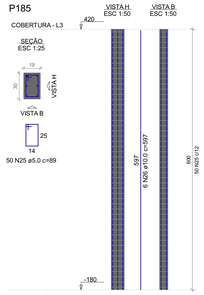

P187

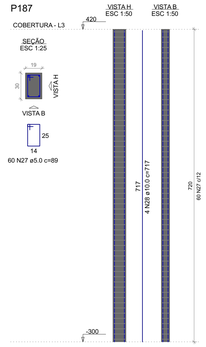

P188

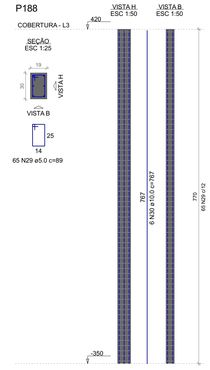

P189

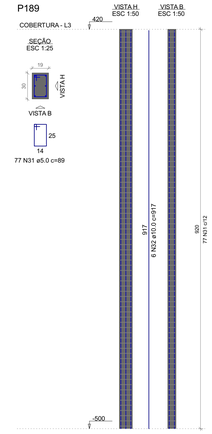

P190

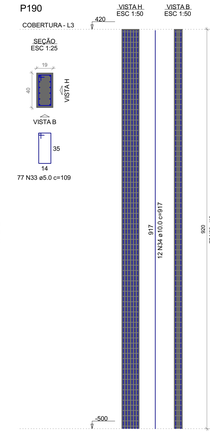

P191

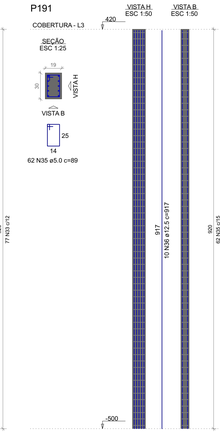

P192

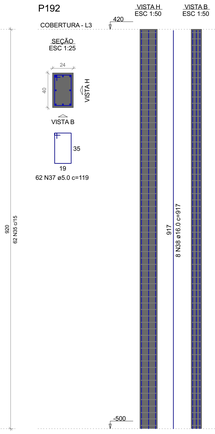

P193

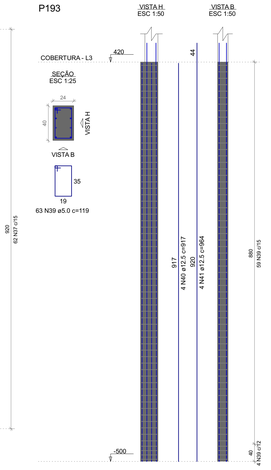

P235

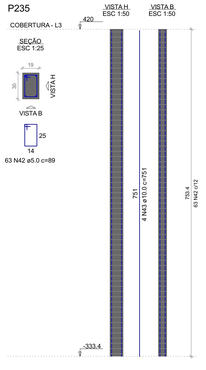

P246

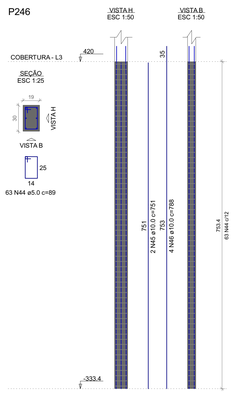

P250

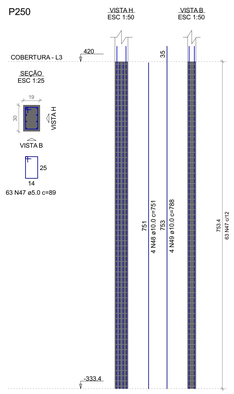

P265

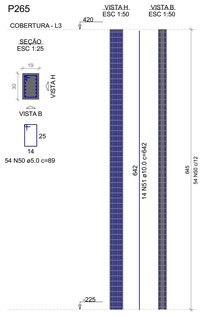

P266

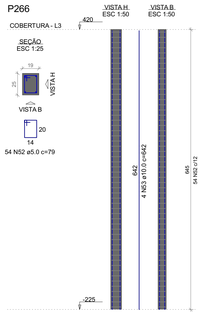

P300

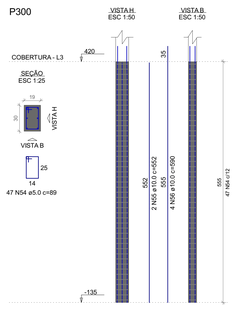

P301=P305=P308=P309= =P312=P313=P314=P317= =P318=P319=P334=P336= =P337=P343=P346=P351



P302

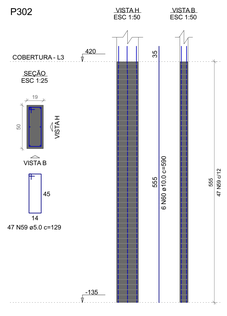

P304

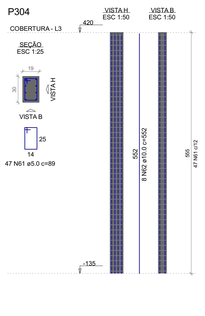

P306=P310

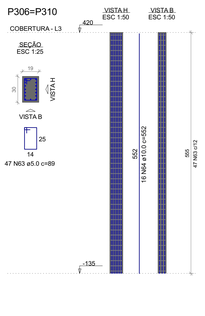

P307=P311

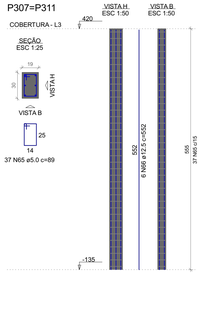

P315

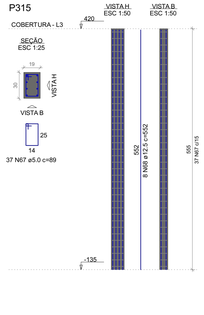

P316

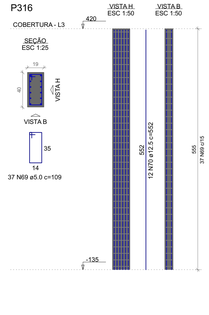

P320

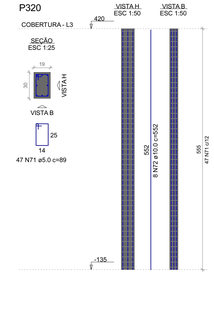

P321

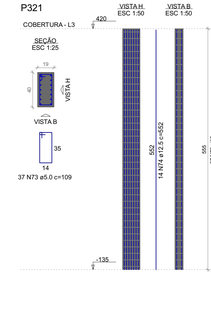

P322=P339=P340

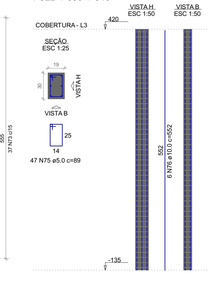

P341

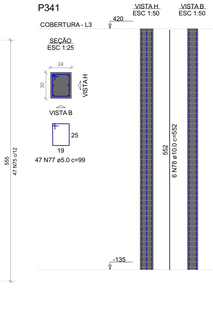

P347

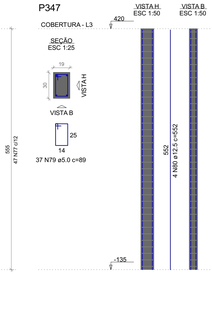

P355

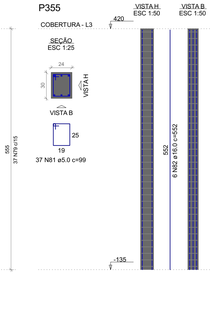

Nº	Comentário	Data	Autor
0	Emissão inicial		AUGUSTO

PROJETEC ENGENHARIA
RUA SAMUEL CEZAN, 440 - AGUA VERDE / FONE: 41) 99006-4118
WWW.PROJETTAR.ENG.BR / COMERCIAL@PROJETTAR.ENG.BR

Obra:
HOSPITAL EM ALVENARIA
RUA DOS PIONEIROS, SN

Código do Projeto:
6306

Proprietário:
MUNICIPIO DE CORREIA PINTO

Assinatura:

Autor Projeto:
AUGUSTO CESAR HENKE GRUBER
Autor Projeto — CREA PR-33.829/D

Assinatura:

Referências:
ARMADURA PILARES

Escala:
INDICADA

Desenho:
AUGUSTO

Coordenador:
AUGUSTO

Data:

Revisão:
R.0

Prancha:
63
87

PROJETO ESTRUTURAL

A0-1189x841mm

P383=P384=P385=P386

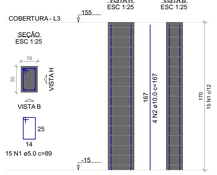

P387=P388=P397=P401

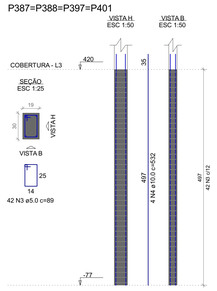

P389=P393=P398

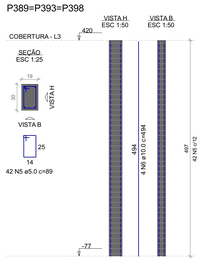

P390

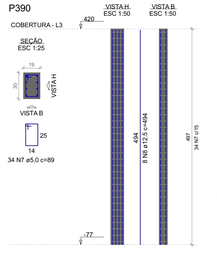

P391

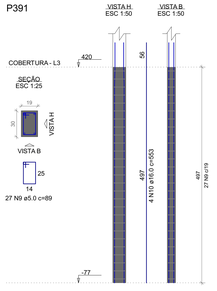

P392

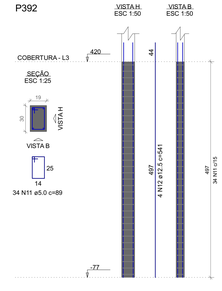

P394

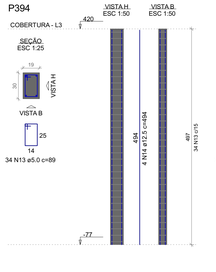

P395

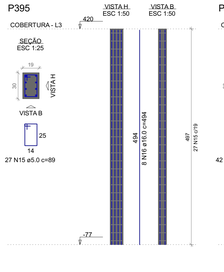

P396

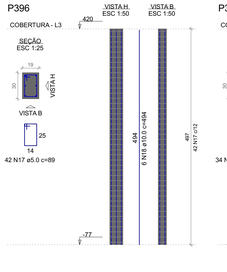

P399

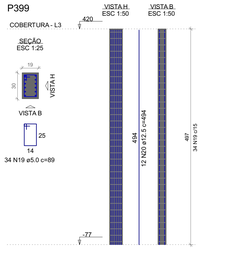

Relação do aço

ELEMENTO	AÇO	N	DIAM (mm)	QUANT	C.UNIT (cm)	C.TOTAL (cm)
4xP383	CA60	1	5.0	60	89	5340
	CA50	2	10.0	16	167	2672
4xP387	CA60	3	5.0	168	89	14952
	CA50	4	10.0	16	532	8512
3xP389	CA60	5	5.0	126	89	11214
	CA50	6	10.0	12	494	5928
P390	CA60	7	5.0	34	89	3026
	CA50	8	12.5	8	494	3952
P391	CA60	9	5.0	27	89	2403
	CA50	10	16.0	4	553	2212
P392	CA60	11	5.0	34	89	3026
	CA50	12	12.5	4	541	2164
P394	CA60	13	5.0	34	89	3026
	CA50	14	12.5	4	494	1976
P395	CA60	15	5.0	27	89	2403
	CA50	16	16.0	8	494	3952
P396	CA60	17	5.0	42	89	3738
	CA50	18	10.0	6	494	2964
P399	CA60	19	5.0	34	89	3026
	CA50	20	12.5	12	494	5928
P400	CA60	21	5.0	27	89	2403
	CA50	22	16.0	2	494	988
	CA50	23	16.0	4	553	2212
P402	CA60	24	5.0	40	89	3560
	CA50	25	10.0	8	477	3816
	CA50	26	12.5	4	87	348
P407	CA60	27	5.0	23	89	2047
	CA50	28	16.0	6	417	2502
P410	CA60	29	5.0	23	109	2507
	CA50	30	16.0	8	417	3336
P411	CA60	31	5.0	23	109	2507
	CA50	32	16.0	6	417	2502
2xP412	CA60	33	5.0	56	89	4984
	CA50	34	12.5	8	417	3336
2xP416	CA60	35	5.0	70	129	9030
	CA50	36	10.0	12	417	5004
7xP419	CA60	37	5.0	245	89	21805
	CA50	38	10.0	28	455	12740
P431	CA60	39	5.0	35	139	4865
	CA50	40	10.0	6	417	2502
P434	CA60	41	5.0	35	89	3115
	CA50	42	10.0	6	417	2502
	CA50	43	12.5	4	87	348
2xP446	CA60	44	5.0	70	89	6230
	CA50	45	10.0	16	417	6672
P451	CA60	46	5.0	35	89	3115
	CA50	47	10.0	4	417	1668
	CA50	48	16.0	4	112	448
5xP456	CA60	49	5.0	175	89	15575
	CA50	50	10.0	30	417	12510
P458	CA60	51	5.0	35	89	3115
	CA50	52	10.0	12	417	5004
P468	CA60	53	5.0	35	89	3115
	CA50	54	10.0	2	417	834
	CA50	55	10.0	4	455	1820
P469	CA60	56	5.0	35	89	3115
	CA50	57	10.0	6	417	2502
	CA50	58	10.0	4	455	1820
P470	CA60	59	5.0	35	111	3885
	CA50	60	10.0	6	455	2730
P471	CA60	61	5.0	35	89	3115
	CA50	62	10.0	2	70	140
	CA50	63	10.0	4	455	1820
6xP473	CA60	64	5.0	138	89	12282
	CA50	65	16.0	24	417	10008
2xP481	CA60	66	5.0	70	109	7630
	CA50	67	10.0	8	417	3336
P485	CA60	68	5.0	35	89	3115
	CA50	69	10.0	10	417	4170
P490	CA60	70	5.0	35	119	4165
	CA50	71	10.0	4	417	2502
P506	CA60	72	5.0	25	109	2725
	CA50	73	16.0	4	417	1668
P507	CA60	74	5.0	38	99	3762
	CA50	75	16.0	8	567	4536
P508	CA60	76	5.0	6	89	534
	CA50	77	10.0	4	67	268
P509	CA60	78	5.0	5	89	445
	CA50	79	12.5	4	67	268

Resumo do aço

AÇO	DIAM (mm)	C.TOTAL (m)	PESO + 2 % (kg)
CA50	10.0	944.4	593.9
	12.5	183.2	180
	16.0	343.7	553.2
CA60	5.0	1849	290.7

PESO TOTAL (kg)	
CA50	1327.1
CA60	290.7

Volume de concreto (C-25) = 16.15 m³
Área de forma = 268.44 m²

P400

P402

P407

P410

P411

P412=P459

P416=P418

P419=P425=P448=P449= =P450=P457=P467

P431

P434



P446=P447

P451

P456=P500=P501=P502= =P503

P458

P468

P469

P470

P471

P473=P475=P478=P483= =P489=P505

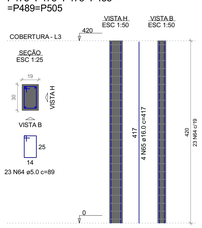

P481=P482

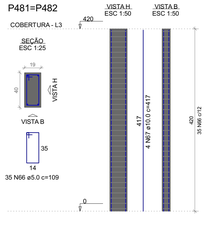

P485

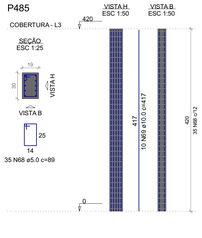

P490

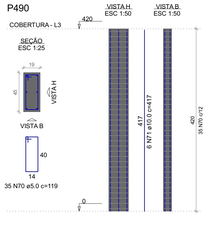

P506

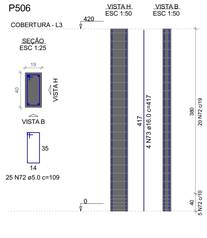

P507

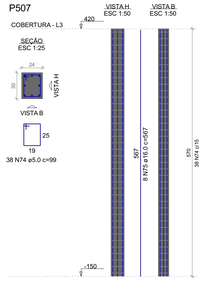

P508

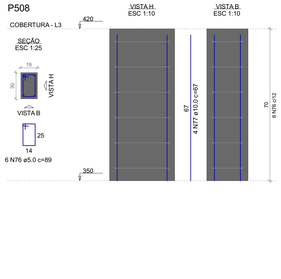

P509

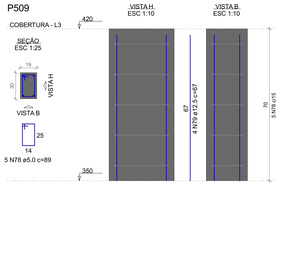

Nº	Comentário	Data	Autor
0	Emissão inicial		AUGUSTO

PROJETENGENHARIA
RUA SAMUEL CEZAR, 440 - AGUA VERDE - FONE: (41) 99504-4116
WWW.PROJETTAR.ENG.BR - COMERCIAL@PROJETTAR.ENG.BR

Obra:
HOSPITAL EM ALVENARIA
RUA DOS PESSEGUEIROS, SN

Código do Projeto: **6306**

Proprietário:
MUNICIPIO DE CORREIA PINTO

Assinatura:

Autor Projeto:
AUGUSTO CESAR HENKE GRUBER
Autor Projeto — CREA PR-33.829/D

Assinatura:

Referências:
ARMADURA PILARES

Escala: INDICADA
Desenho: AUGUSTO
Coordenador: AUGUSTO
Data:

Prancha: **64** 87
Revisão: R.0

PROJETO ESTRUTURAL

A0-1188x841mm

Relação do aço

ELEMENTO	AÇO	N	DIAM (mm)	QUANT	C.UNIT (cm)	C.TOTAL (cm)
V3001	CA60	1	5.0	53	99	5247
	CA60	2	5.0	4	79	316
	CA50	3	6.3	2	425	850
	CA50	4	8.0	2	1135	2270
	CA50	5	8.0	1	136	136
	CA50	6	8.0	2	206	412
	CA50	7	8.0	1	120	120
	CA50	8	8.0	1	129	129
	CA50	9	8.0	2	569	1138
	CA50	10	10.0	4	93	372
V3002	CA60	11	5.0	54	99	5346
	CA50	12	8.0	2	1138	2276
	CA50	13	8.0	2	1174	2348
V3003	CA60	14	5.0	40	99	3960
	CA60	15	5.0	4	79	316
	CA50	16	8.0	2	876	1752
	CA50	17	8.0	1	160	160
	CA50	18	8.0	2	906	1812
V3004	CA60	19	10.0	4	93	372
	CA60	20	5.0	44	99	4356
	CA60	21	5.0	4	79	316
	CA50	22	8.0	2	948	1896
	CA50	23	8.0	2	978	1956
	CA50	24	10.0	4	93	372
V3005	CA60	25	5.0	34	99	3366
	CA50	26	8.0	2	735	1470
	CA50	27	8.0	2	771	1542
V3006	CA60	28	5.0	49	99	4851
	CA50	29	8.0	2	1147	2294
	CA50	30	10.0	1	240	240
	CA50	31	10.0	2	1158	2316
V3007	CA60	32	5.0	48	99	4752
	CA50	33	8.0	2	1164	2328
	CA50	34	8.0	2	1059	2118
	CA50	35	8.0	2	188	376
V3008	CA60	36	5.0	37	99	3663
	CA60	37	5.0	4	79	316
	CA50	38	8.0	2	889	1778
	CA50	39	8.0	2	919	1838
	CA50	40	10.0	4	93	372
V3009	CA60	41	5.0	45	99	4455
	CA60	42	5.0	4	79	316
	CA50	43	8.0	2	948	1896
	CA50	44	10.0	1	245	245
	CA50	45	10.0	2	973	1946
	CA50	46	10.0	6	93	558
V3010	CA60	47	5.0	37	99	3663
	CA60	48	8.0	2	751	1502
	CA50	49	8.0	2	773	1546
V3011	CA60	50	5.0	27	99	2673
	CA60	51	5.0	4	79	316
	CA50	52	8.0	2	222	444
	CA50	53	8.0	2	588	1176
	CA50	54	10.0	4	93	372
	CA50	55	12.5	1	265	265
	CA50	56	12.5	1	385	385
	CA50	57	12.5	2	603	1206
V3012	CA60	58	5.0	34	99	3366
	CA50	59	8.0	2	93	186
	CA50	60	8.0	2	292	584
	CA50	61	10.0	2	477	954
	CA50	62	10.0	2	250	500
	CA50	63	10.0	2	516	1032
	CA50	64	16.0	1	212	212
	CA50	65	16.0	2	312	624
V3013	CA60	66	5.0	56	99	5544
	CA50	67	6.3	2	230	460
	CA50	68	10.0	1	180	180
	CA50	69	10.0	1	205	205
	CA50	70	10.0	1	265	265
	CA50	71	10.0	1	320	320
	CA50	72	10.0	1	105	105
	CA50	73	10.0	1	130	130
	CA50	74	10.0	1	163	163
	CA50	75	10.0	1	188	188
	CA50	76	10.0	3	1160	3480
	CA50	77	16.0	1	216	216
	CA50	78	16.0	2	286	572
	CA50	79	16.0	1	340	340
	CA50	80	16.0	2	706	1412
V3014	CA60	81	5.0	61	99	6039
	CA60	82	5.0	4	79	316
	CA50	83	6.3	2	328	656
	CA50	84	8.0	2	127	254
	CA50	85	10.0	2	130	260
	CA50	86	10.0	1	163	163
	CA50	87	10.0	1	188	188
	CA50	88	10.0	1	414	414
	CA50	89	10.0	4	293	1172
	CA50	90	10.0	2	1156	2312
	CA50	91	10.0	1	253	253
	CA50	92	10.0	2	318	636
	CA50	93	10.0	4	93	372
	CA50	94	16.0	1	340	340
	CA50	95	16.0	2	666	1332
V3015	CA60	96	5.0	49	99	4851
	CA50	97	8.0	2	1105	2210
	CA50	98	8.0	1	490	490
	CA50	99	8.0	2	1122	2244
V3016	CA60	100	5.0	17	99	1683
	CA60	101	5.0	4	79	316
	CA50	102	8.0	2	380	760
	CA50	103	8.0	2	416	832
V3017	CA60	104	10.0	4	93	372
	CA50	105	5.0	36	99	3564
	CA50	106	5.0	7	79	553
	CA50	107	6.3	2	290	580
	CA50	108	8.0	2	262	524
	CA50	109	8.0	2	101	202
	CA50	110	8.0	2	200	400
	CA50	111	8.0	2	443	886
	CA50	112	10.0	2	526	1052
	CA50	113	10.0	8	93	744
	CA50	114	12.5	6	101	606
V3018	CA60	115	5.0	15	99	1485
	CA50	116	8.0	2	364	728
	CA50	117	8.0	1	118	118
	CA50	118	8.0	2	385	770
V3019	CA60	119	5.0	51	99	5049
	CA50	120	8.0	2	308	616
	CA50	121	8.0	2	376	752
	CA50	122	10.0	2	440	880
	CA50	123	10.0	1	639	639
	CA50	124	10.0	2	1157	2314
V3020	CA60	125	5.0	52	99	5148
	CA50	126	8.0	2	1145	2290
	CA50	127	8.0	2	1183	2366
V3021	CA60	128	5.0	34	99	3366
	CA50	129	8.0	2	758	1516
	CA50	130	8.0	1	124	124
	CA50	131	8.0	2	795	1590
V3022	CA60	132	5.0	23	99	2277
	CA50	133	5.0	2	31	62
	CA50	134	10.0	2	491	982
	CA50	135	10.0	1	189	189
	CA50	136	10.0	1	156	156
	CA50	137	10.0	2	585	1170
V3023	CA60	138	5.0	35	99	3465
	CA50	139	8.0	2	358	716
	CA50	140	10.0	2	417	834
	CA50	141	10.0	1	128	128
	CA50	142	10.0	1	543	543
	CA50	143	10.0	2	824	1648
V3024	CA60	144	5.0	33	99	3267
	CA50	145	8.0	2	344	688
	CA50	146	8.0	1	121	121
	CA50	147	8.0	2	210	420
	CA50	148	8.0	2	770	1540
	CA50	149	10.0	2	396	792
V3025	CA60	150	5.0	16	99	1584
	CA50	151	8.0	2	369	738
	CA50	152	8.0	2	386	772
V3026	CA60	153	5.0	45	109	4905
	CA50	154	10.0	1	294	294
	CA50	155	10.0	2	1021	2042
	CA50	156	10.0	2	200	400
	CA50	157	10.0	2	195	390
	CA50	158	10.0	1	255	255
	CA50	159	10.0	2	1032	2064
V3027	CA60	160	5.0	29	99	2871
	CA50	161	6.3	2	276	552
	CA50	162	10.0	2	651	1302
	CA50	163	10.0	1	133	133
	CA50	164	10.0	2	183	366
	CA50	165	10.0	1	143	143
	CA50	166	10.0	2	228	456

Resumo do aço

AÇO	DIAM (mm)	C.TOTAL (m)	PESO + 2 % (kg)
CA50	6.3	31	7.7
	8.0	622.2	250.4
	10.0	407.5	256.2
	12.5	24.7	24.2
	16.0	50.5	81.3
CA60	5.0	1078.8	169.6

PESO TOTAL (kg)	
CA50	619.8
CA60	169.6

Volume de concreto (C-25) = 12.25 m³
Área de forma = 157.38 m²

V3001
ESC 1:50

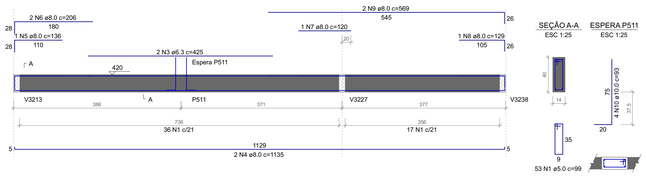

SEÇÃO A-A
ESC 1:25

53 N1 ø5.0 c=99

ESPERA P511
ESC 1:25

4 N2 ø5.0 c/12 c=79

V3002
ESC 1:50

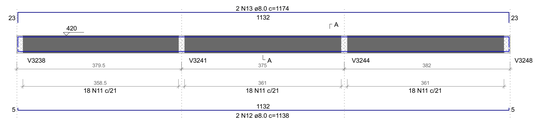

SEÇÃO A-A
ESC 1:25



54 N11 ø5.0 c=99

V3003
ESC 1:50

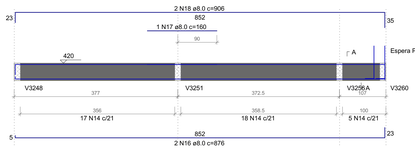

SEÇÃO A-A
ESC 1:25

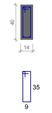

40 N14 ø5.0 c=99

ESPERA P519
ESC 1:25



4 N15 ø5.0 c/12 c=79

V3004
ESC 1:50

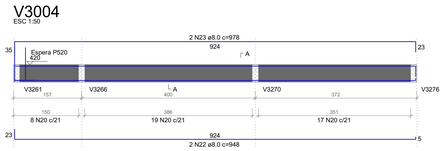

SEÇÃO A-A
ESC 1:25



44 N20 ø5.0 c=99

ESPERA P520
ESC 1:25

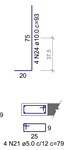

4 N21 ø5.0 c/12 c=79

V3005
ESC 1:50

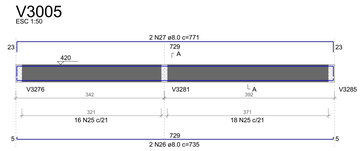

SEÇÃO A-A
ESC 1:25

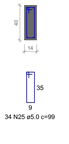

34 N25 ø5.0 c=99

V3006
ESC 1:50

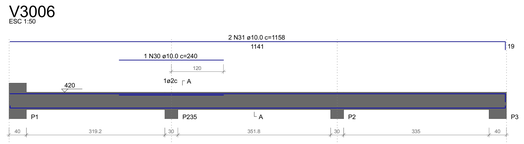

SEÇÃO A-A
ESC 1:25

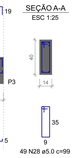

49 N28 ø5.0 c=99

V3007
ESC 1:50

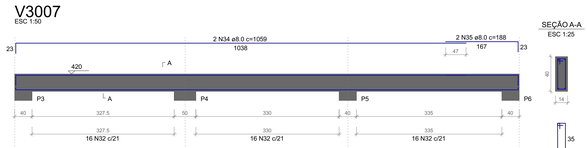

SEÇÃO A-A
ESC 1:25

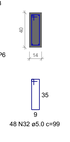

48 N32 ø5.0 c=99

V3008
ESC 1:50

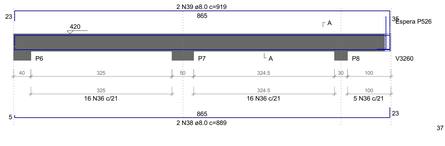

SEÇÃO A-A
ESC 1:25

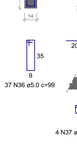

37 N36 ø5.0 c=99

ESPERA P526
ESC 1:25

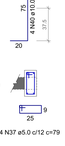

4 N37 ø5.0 c/12 c=79

V3009
ESC 1:50

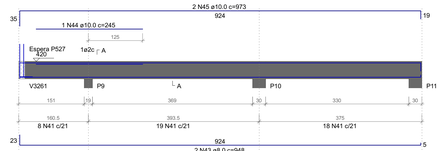

SEÇÃO A-A
ESC 1:25

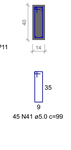

45 N41 ø5.0 c=99

ESPERA P527
ESC 1:25



4 N42 ø5.0 c/12 c=79

V3010
ESC 1:50

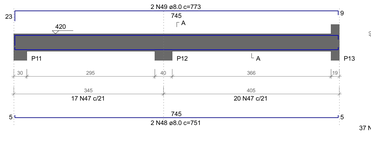

SEÇÃO A-A
ESC 1:25

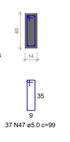

37 N47 ø5.0 c=99

V3011
ESC 1:50

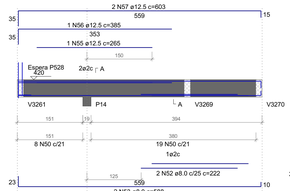

SEÇÃO A-A
ESC 1:25



27 N50 ø5.0 c=99

ESPERA P528
ESC 1:25



4 N51 ø5.0 c/12 c=79

V3012
ESC 1:50

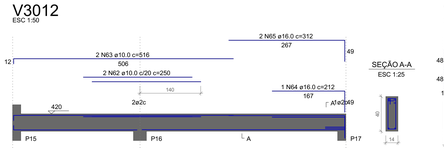

SEÇÃO A-A
ESC 1:25

34 N58 ø5.0 c=99

V3013
ESC 1:50

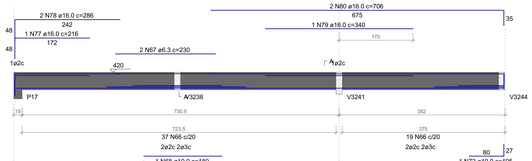

SEÇÃO A-A
ESC 1:25

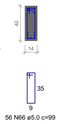

56 N66 ø5.0 c=99

SEÇÃO A-A
ESC 1:25



33 N144 ø5.0 c=99

V3014
ESC 1:50

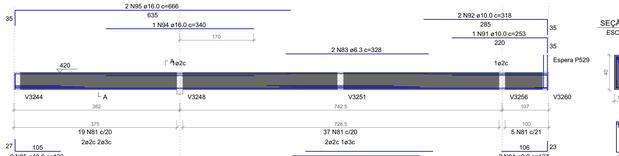

SEÇÃO A-A
ESC 1:25



61 N81 ø5.0 c=99

ESPERA P529
ESC 1:25



4 N82 ø5.0 c/12 c=79

V3022
ESC 1:50

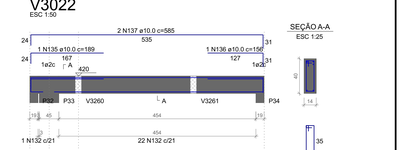

SEÇÃO A-A
ESC 1:25

23 N132 ø5.0 c=99

V3015
ESC 1:50

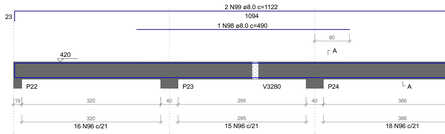

SEÇÃO A-A
ESC 1:25



49 N96 ø5.0 c=99

V3016
ESC 1:50

SEÇÃO A-A
ESC 1:25

17 N100 ø5.0 c=99

ESPERA P531
ESC 1:25

4 N101 ø5.0 c/12 c=79

V3017
ESC 1:50

SEÇÃO A-A
ESC 1:25

36 N105 ø5.0 c=99

ESPERA P532
ESC 1:25

3 N106 ø5.0 c/14 c=79

ESPERA P533
ESC 1:25

4 N106 ø5.0 c/12 c=79

V3018
ESC 1:50

SEÇÃO A-A
ESC 1:25

15 N115 ø5.0 c=99

V3027
ESC 1:50

SEÇÃO A-A
ESC 1:25

29 N160 ø5.0 c=99

V3019
ESC 1:50

SEÇÃO A-A
ESC 1:25

51 N119 ø5.0 c=99

V3020
ESC 1:50

SEÇÃO A-A
ESC 1:25

52 N125 ø5.0 c=99

V3021
ESC 1:50

SEÇÃO A-A
ESC 1:25

34 N128 ø5.0 c=99

V3023
ESC 1:50

SEÇÃO A-A
ESC 1:25

35 N138 ø5.0 c=99

V3024
ESC 1:50

SEÇÃO A-A
ESC 1:25

33 N144 ø5.0 c=99

V3025
ESC 1:50

SEÇÃO A-A
ESC 1:25

16 N150 ø5.0 c=99

V3026
ESC 1:50

SEÇÃO A-A
ESC 1:25

45 N153 ø5.0 c=109

Nº	Comentário	Data	Autor
0	Emissão inicial		AUGUSTO

PROJE ENGENHARIA
RUA SAMUEL CEZAR, 440 - AGUA VERDE / FONE: (41) 99204-4118
WWW.PROJETTEK.ENG.BR / COMERCIAL@PROJETTEK.ENG.BR

Obra:
HOSPITAL EM ALVENARIA
RUA DOS PESSEGUEIROS, SN

Código do Projeto: **6306**

Proprietário:
MUNICIPIO DE CORREIA PINTO

Assinatura:

Autor Projeto:
AUGUSTO CESAR HENKE GRUBER
Autor Projeto — CREA PR-33.829/D

Assinatura:

Referências:
ARMADURA VIGAS

Escala: INDICADA
Desenho: AUGUSTO
Coordenador: AUGUSTO
Data:

Prancha: **65** / 87
Revisão: R.0

PROJETO ESTRUTURAL

A0-1188x841mm

Relação do aço

ELEMENTO	AÇO	N	DIAM (mm)	QUANT	C.UNIT (cm)	C.TOTAL (cm)
V3028	CA60	1	5.0	29	99	2871
	CA50	2	6.3	2	276	552
	CA50	3	10.0	2	651	1302
	CA50	4	10.0	1	143	143
	CA50	5	10.0	2	208	416
	CA50	6	10.0	1	138	138
	CA50	7	10.0	2	203	406
V3029	CA60	8	5.0	33	99	3267
	CA50	9	8.0	3	500	1500
	CA50	10	8.0	2	774	1548
	CA50	11	10.0	3	240	720
	CA50	12	10.0	2	191	382
	CA50	13	10.0	2	801	1602
V3030	CA60	14	5.0	5	99	495
	CA60	15	5.0	4	79	316
	CA50	16	8.0	2	133	266
	CA50	17	8.0	2	163	326
	CA50	18	10.0	4	93	372
V3031	CA60	19	5.0	23	99	2277
	CA50	20	8.0	2	519	1038
	CA50	21	8.0	1	113	113
	CA50	22	8.0	1	109	109
	CA50	23	8.0	2	520	1040
V3032	CA60	24	5.0	82	99	8118
	CA50	25	8.0	2	310	620
	CA50	26	10.0	2	594	1188
	CA50	27	10.0	3	325	975
	CA50	28	10.0	3	666	1998
	CA50	29	10.0	1	185	185
	CA50	30	10.0	2	606	1212
	CA50	31	16.0	2	310	620
	CA50	32	16.0	2	202	404
	CA50	33	16.0	2	921	1842
V3033	CA60	34	5.0	27	99	2673
	CA50	35	8.0	2	129	258
	CA50	36	8.0	2	626	1252
	CA50	37	16.0	1	350	350
	CA50	38	16.0	2	615	1230
V3034	CA60	39	5.0	16	99	1584
	CA50	40	8.0	2	374	748
	CA50	41	8.0	2	386	772
V3035	CA60	42	5.0	45	109	4905
	CA50	43	10.0	1	299	299
	CA50	44	10.0	2	1021	2042
	CA50	45	10.0	2	200	400
	CA50	46	10.0	2	195	390
	CA50	47	10.0	1	240	240
	CA50	48	10.0	2	1032	2064
V3036	CA60	49	5.0	29	99	2871
	CA50	50	6.3	2	276	552
	CA50	51	10.0	2	651	1302
	CA50	52	10.0	1	133	133
	CA50	53	10.0	2	183	366
	CA50	54	10.0	1	143	143
	CA50	55	10.0	2	228	456
V3037	CA60	56	5.0	29	99	2871
	CA50	57	6.3	2	276	552
	CA50	58	10.0	2	651	1302
	CA50	59	10.0	1	143	143
	CA50	60	10.0	2	208	416
	CA50	61	10.0	1	138	138
	CA50	62	10.0	2	203	406
V3038	CA60	63	5.0	38	99	3762
	CA60	64	5.0	4	79	316
	CA50	65	8.0	2	260	520
	CA50	66	8.0	2	127	254
	CA50	67	10.0	1	297	297
	CA50	68	10.0	2	482	964
	CA50	69	10.0	2	230	460
	CA50	70	10.0	2	535	1070
	CA50	71	10.0	4	93	372
	CA50	72	12.5	2	325	650
	CA50	73	12.5	2	375	750
V3039	CA60	74	5.0	12	99	1188
	CA50	75	8.0	2	285	570
	CA50	76	8.0	2	297	594
V3040	CA60	77	5.0	82	119	9758
	CA50	78	6.3	6	325	1950
	CA50	79	8.0	4	708	2832
	CA50	80	8.0	2	273	546
	CA50	81	8.0	2	318	636
	CA50	82	8.0	1	300	300
	CA50	83	8.0	1	345	345
	CA50	84	8.0	1	458	458
	CA50	85	8.0	2	685	1370
	CA50	86	10.0	2	356	712
	CA50	87	10.0	3	673	2019
	CA50	88	10.0	2	1007	2014
	CA50	89	10.0	2	336	672
	CA50	90	10.0	1	173	173
	CA50	91	10.0	2	213	426
	CA50	92	16.0	2	335	670
	CA50	93	16.0	1	395	395
	CA50	94	16.0	2	560	1120
V3041	CA60	95	5.0	52	99	5148
	CA50	96	8.0	2	312	624
	CA50	97	8.0	2	376	752
	CA50	98	10.0	2	441	882
	CA50	99	10.0	1	210	210
	CA50	100	10.0	1	205	205
	CA50	101	10.0	2	1173	2346
V3042	CA60	102	5.0	52	99	5148
	CA50	103	8.0	2	1150	2300
	CA50	104	8.0	3	1186	3558
V3043	CA60	105	5.0	39	99	3861
	CA60	106	5.0	4	79	316
	CA50	107	8.0	2	881	1762
	CA50	108	8.0	1	185	185
	CA50	109	8.0	1	295	295
	CA50	110	8.0	3	909	2727
	CA50	111	10.0	4	93	372
V3044	CA60	112	5.0	60	99	5940
	CA50	113	6.3	2	315	630
	CA50	114	6.3	2	330	660
	CA50	115	8.0	2	310	620
	CA50	116	8.0	2	520	1040
	CA50	117	8.0	2	126	252
	CA50	118	10.0	2	506	1012
	CA50	119	10.0	3	350	1050
	CA50	120	10.0	1	480	480
	CA50	121	10.0	3	753	2259
V3045	CA60	122	5.0	23	99	2277
	CA50	123	6.3	2	345	690
	CA50	124	8.0	4	111	444
	CA50	125	10.0	2	380	760
	CA50	126	10.0	2	523	1046
V3046	CA60	127	5.0	16	99	1584
	CA50	128	8.0	2	374	748
	CA50	129	8.0	2	386	772
V3047	CA60	130	5.0	39	139	5421
	CA50	131	6.3	6	773	4638
	CA50	132	10.0	2	768	1536
	CA50	133	10.0	1	240	240
	CA50	134	10.0	2	814	1628
V3048	CA60	135	5.0	51	99	5049
	CA50	136	8.0	2	1135	2270
	CA50	137	8.0	2	1176	2352
V3049	CA60	138	5.0	56	99	5544
	CA60	139	5.0	3	79	237
	CA50	140	8.0	2	1124	2248
	CA50	141	8.0	2	127	254
	CA50	142	8.0	2	255	510
	CA50	143	8.0	2	1130	2260
	CA50	144	8.0	2	205	410
	CA50	145	12.5	6	101	606
V3050	CA60	146	5.0	35	99	3465
	CA50	147	6.3	2	220	440
	CA50	148	8.0	2	299	598
	CA50	149	8.0	2	386	772
	CA50	150	10.0	3	535	1605
	CA50	151	10.0	2	190	380
	CA50	152	10.0	2	230	460
V3051	CA60	153	5.0	35	99	3465
	CA50	154	8.0	2	765	1530
	CA50	155	8.0	2	156	312
	CA50	156	8.0	2	196	392
	CA50	157	8.0	2	790	1580
V3052	CA60	158	5.0	35	99	3465
	CA50	159	6.3	2	239	478
	CA50	160	10.0	1	305	305
	CA50	161	10.0	2	761	1522
	CA50	162	10.0	1	127	127
	CA50	163	10.0	1	187	187
	CA50	164	10.0	2	428	856
	CA50	165	10.0	2	162	324

Resumo do aço

AÇO	DIAM (mm)	C.TOTAL (m)	PESO + 2 % (kg)
CA50	6.3	111.5	27.8
	8.0	495.9	199.6
	10.0	502.5	316
	12.5	20.1	19.7
	16.0	66.4	106.8
CA60	5.0	982	154.4

PESO TOTAL (kg)	
CA50	669.8
CA60	154.4

Volume de concreto (C-25) = 10.84 m³
Área de forma = 137.68 m²

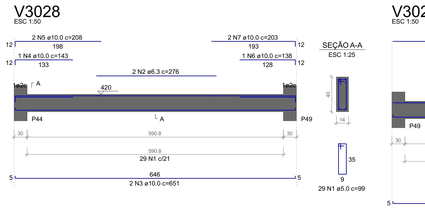



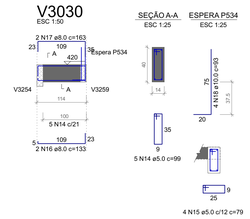

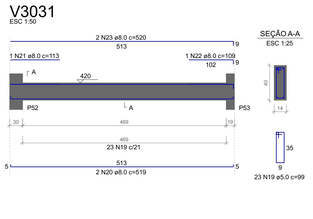

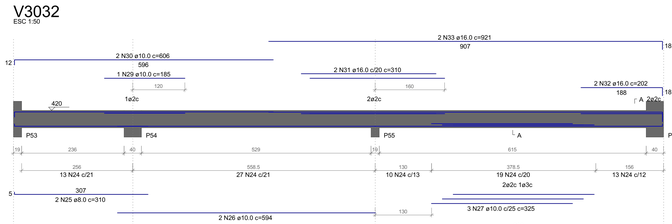

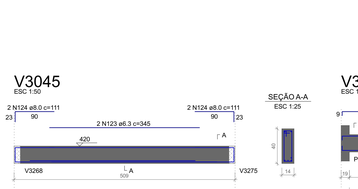

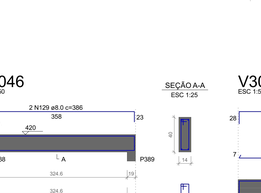

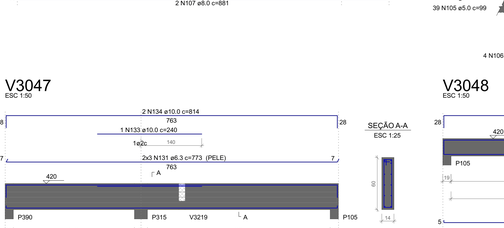

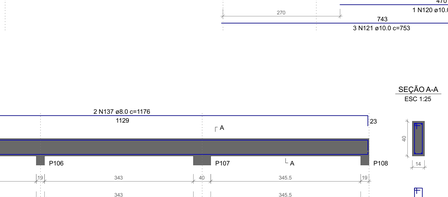

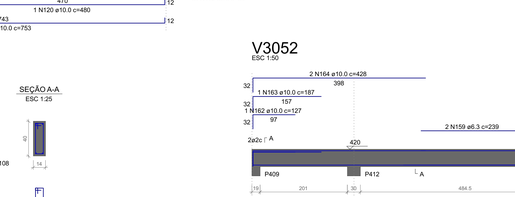



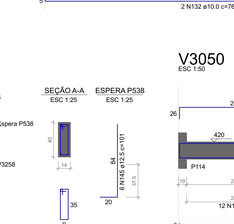

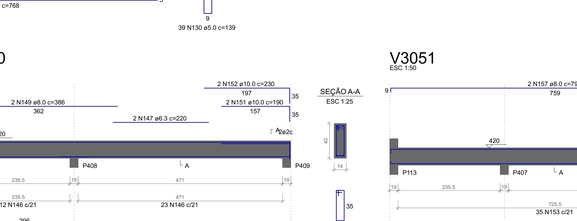

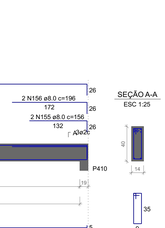

Nº	Comentário	Data	Autor
0	Emissão inicial		AUGUSTO

PROJETA ENGENHARIA
RUA SAMUEL CEZAR, 440 - AGUA VERDE - T. (FONE: 41) 99504-4116
WWW.PROJETTAR.ENG.BR - COMERCIAL@PROJETTAR.ENG.BR

Obra:
HOSPITAL EM ALVENARIA
RUA DOS POSSEIQUEIROS, SN

Código do Projeto:
6306

Proprietário:
MUNICIPIO DE CORREIA PINTO

Assinatura:

Autor Projeto:
AUGUSTO CESAR HENKE GRUBER
Autor Projeto — CREA PR-33.829/D

Assinatura:

Referências:
ARMADURA VIGAS

Escala: INDICADA
Desenho: AUGUSTO
Coordenador: AUGUSTO
Data:

Prancha: **66** / 87
Revisão: R.0

PROJETO ESTRUTURAL

A0-1188x841mm

V3053
ESC 1:50

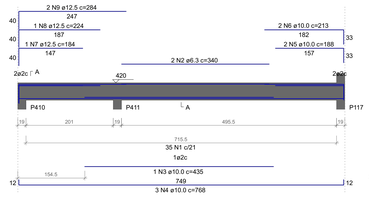

SEÇÃO A-A
ESC 1:25

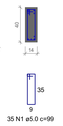

V3054
ESC 1:50



SEÇÃO A-A
ESC 1:25



V3055
ESC 1:50

SEÇÃO A-A
ESC 1:25

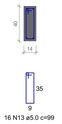

V3056
ESC 1:50

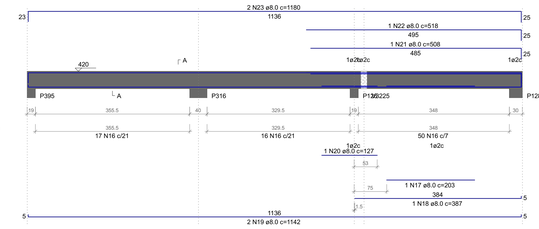

SEÇÃO A-A
ESC 1:25



V3057
ESC 1:50

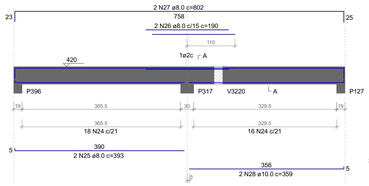

SEÇÃO A-A
ESC 1:25

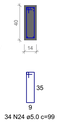

V3058
ESC 1:50

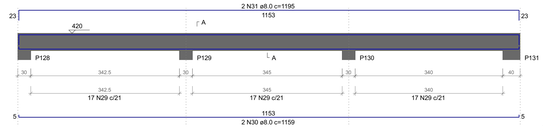

SEÇÃO A-A
ESC 1:25

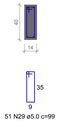

V3059
ESC 1:50

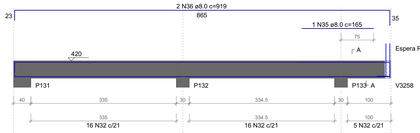

SEÇÃO A-A
ESC 1:25

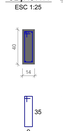

ESPERA P540
ESC 1:25

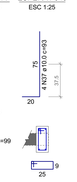

V3060
ESC 1:50

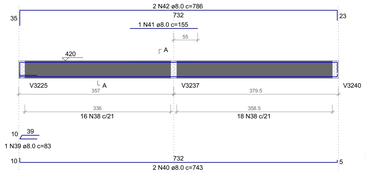

SEÇÃO A-A
ESC 1:25

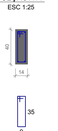

V3061
ESC 1:50

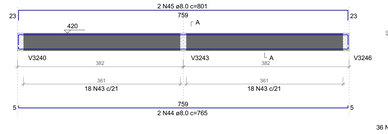

SEÇÃO A-A
ESC 1:25

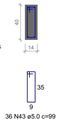

V3062
ESC 1:50

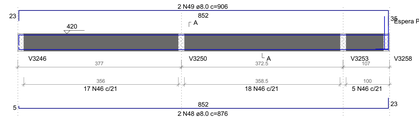

SEÇÃO A-A
ESC 1:25

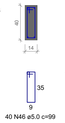

ESPERA P548
ESC 1:25



V3063
ESC 1:50

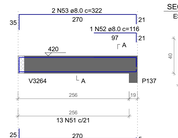

SEÇÃO A-A
ESC 1:25

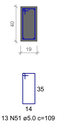

V3064
ESC 1:50

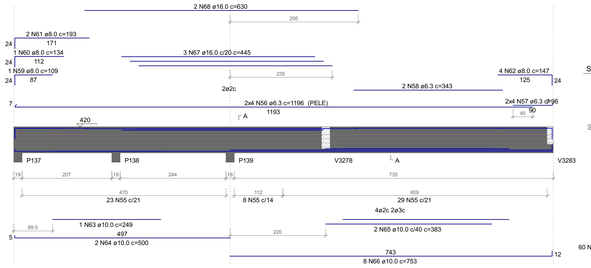

SEÇÃO A-A
ESC 1:25

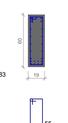

V3065
ESC 1:50

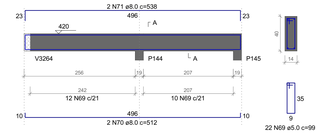

SEÇÃO A-A
ESC 1:25

V3066
ESC 1:50

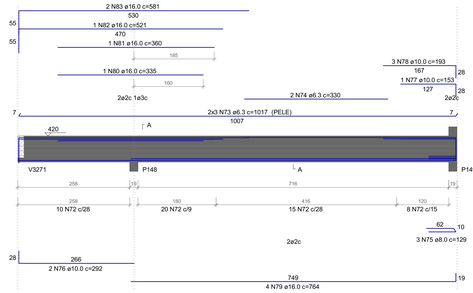

SEÇÃO A-A
ESC 1:25



V3067
ESC 1:50



SEÇÃO A-A
ESC 1:25



V3068
ESC 1:50

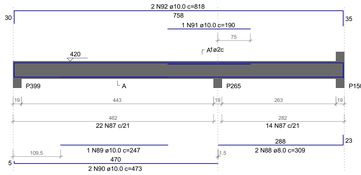

SEÇÃO A-A
ESC 1:25

V3069
ESC 1:50

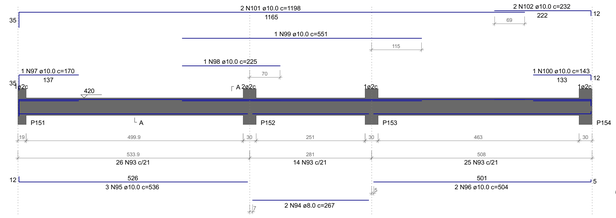

SEÇÃO A-A
ESC 1:25

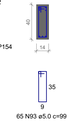

V3070
ESC 1:50

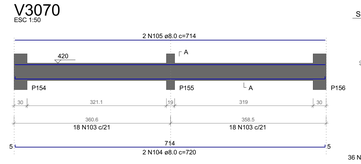

SEÇÃO A-A
ESC 1:25

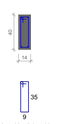

V3071
ESC 1:50

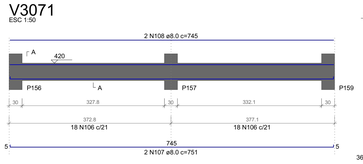

SEÇÃO A-A
ESC 1:25

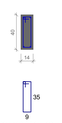

V3072
ESC 1:50

SEÇÃO A-A
ESC 1:25

V3073
ESC 1:50

SEÇÃO A-A
ESC 1:25

V3074
ESC 1:50

SEÇÃO A-A
ESC 1:25

V3075
ESC 1:50

SEÇÃO A-A
ESC 1:25

V3076
ESC 1:50

SEÇÃO A-A
ESC 1:25

V3077
ESC 1:50

SEÇÃO A-A
ESC 1:25

Relação do aço

ELEMENTO	AÇO	N	DIAM (mm)	QUANT	C.UNIT (cm)	C.TOTAL (cm)
V3053	CA60	1	5.0	35	99	3465
	CA50	2	6.3	2	340	680
	CA50	3	10.0	1	435	435
	CA50	4	10.0	3	768	2304
	CA50	5	10.0	2	188	376
	CA50	6	10.0	2	213	426
	CA50	7	12.5	1	184	184
	CA50	8	12.5	1	224	224
	CA50	9	12.5	2	284	568
V3054	CA60	10	5.0	16	99	1584
	CA50	11	8.0	2	374	748
	CA50	12	8.0	2	386	772
V3055	CA60	13	5.0	16	99	1584
	CA50	14	8.0	2	374	748
	CA50	15	8.0	2	386	772
V3056	CA60	16	5.0	83	99	8217
	CA50	17	8.0	1	203	203
	CA50	18	8.0	1	387	387
	CA50	19	8.0	2	1142	2284
	CA50	20	8.0	1	127	127
	CA50	21	8.0	1	508	508
	CA50	22	8.0	1	518	518
	CA50	23	8.0	2	1180	2360
V3057	CA60	24	5.0	34	99	3366
	CA50	25	8.0	2	393	786
	CA50	26	8.0	2	190	380
	CA50	27	8.0	2	802	1604
	CA50	28	10.0	2	359	718
V3058	CA60	29	5.0	51	99	5049
	CA50	30	8.0	2	1159	2318
	CA50	31	8.0	2	1195	2390
V3059	CA60	32	5.0	37	99	3663
	CA60	33	5.0	4	79	316
	CA50	34	8.0	2	889	1778
	CA50	35	8.0	1	165	165
	CA50	36	8.0	2	919	1838
	CA50	37	10.0	4	93	372
V3060	CA60	38	5.0	34	99	3366
	CA50	39	8.0	1	83	83
	CA50	40	8.0	2	743	1486
	CA50	41	8.0	1	155	155
	CA50	42	8.0	2	786	1572
V3061	CA60	43	5.0	36	99	3564
	CA50	44	8.0	2	765	1530
	CA50	45	8.0	2	801	1602
V3062	CA60	46	5.0	40	99	3960
	CA60	47	5.0	4	79	316
	CA50	48	8.0	2	876	1752
	CA50	49	8.0	2	906	1812
	CA50	50	10.0	4	93	372
V3063	CA60	51	5.0	13	109	1417
	CA50	52	8.0	1	116	116
	CA50	53	8.0	2	322	644
	CA50	54	10.0	2	295	590
V3064	CA60	55	5.0	60	149	8940
	CA50	56	6.3	8	1196	9568
	CA50	57	6.3	8	96	768
	CA50	58	6.3	2	343	686
	CA50	59	8.0	1	109	109
	CA50	60	8.0	1	134	134
	CA50	61	8.0	2	193	386
	CA50	62	8.0	4	147	588
	CA50	63	10.0	1	249	249
	CA50	64	10.0	2	500	1000
	CA50	65	10.0	2	383	766
	CA50	66	10.0	8	753	6024
	CA50	67	16.0	3	445	1335
	CA50	68	16.0	2	630	1260
V3065	CA60	69	5.0	22	99	2178
	CA50	70	8.0	2	512	1024
	CA50	71	8.0	2	538	1076
V3066	CA60	72	5.0	53	139	7367
	CA50	73	6.3	6	1017	6102
	CA50	74	6.3	2	330	660
	CA50	75	8.0	3	129	387
	CA50	76	10.0	2	292	584
	CA50	77	10.0	1	153	153
	CA50	78	10.0	3	193	579
	CA50	79	16.0	4	764	3056
	CA50	80	16.0	1	335	335
	CA50	81	16.0	1	360	360
	CA50	82	16.0	1	521	521
	CA50	83	16.0	2	581	1162
V3067	CA60	84	5.0	18	99	1782
	CA50	85	8.0	2	374	748
	CA50	86	8.0	2	386	772
V3068	CA60	87	5.0	36	99	3564
	CA50	88	8.0	2	309	618
	CA50	89	10.0	1	247	247
	CA50	90	10.0	2	473	946
	CA50	91	10.0	1	190	190
	CA50	92	10.0	2	818	1636
V3069	CA60	93	5.0	65	99	6435
	CA50	94	8.0	2	267	534
	CA50	95	10.0	3	536	1608
	CA50	96	10.0	2	504	1008
	CA50	97	10.0	1	170	170
	CA50	98	10.0	1	225	225
	CA50	99	10.0	1	551	551
	CA50	100	10.0	1	143	143
	CA50	101	10.0	2	1198	2396
	CA50	102	10.0	2	232	464
V3070	CA60	103	5.0	36	99	3564
	CA50	104	8.0	2	720	1440
	CA50	105	8.0	2	714	1428
V3071	CA60	106	5.0	36	99	3564
	CA50	107	8.0	2	751	1502
	CA50	108	8.0	2	745	1490
V3072	CA60	109	5.0	87	139	12093
	CA50	110	6.3	6	1196	7176
	CA50	111	6.3	6	351	2106
	CA50	112	6.3	2	214	428
	CA50	113	6.3	2	310	620
	CA50	114	8.0	3	129	387
	CA50	115	8.0	1	148	148
	CA50	116	8.0	2	208	416
	CA50	117	10.0	1	434	434
	CA50	118	10.0	3	762	2286
	CA50	119	12.5	1	164	164
	CA50	120	12.5	2	204	408
	CA50	121	16.0	4	764	3056
	CA50	122	16.0	4	455	1820
	CA50	123	16.0	2	655	1310
V3073	CA60	124	5.0	33	99	3267
	CA50	125	8.0	2	764	1528
	CA50	126	8.0	2	800	1600
V3074	CA60	127	5.0	63	99	6237
	CA50	128	8.0	1	263	263
	CA50	129	8.0	2	502	1004
	CA50	130	8.0	2	783	1566
	CA50	131	10.0	1	269	269
	CA50	132	10.0	3	526	1578
	CA50	133	16.0	1	255	255
	CA50	134	16.0	1	1196	1196
	CA50	135	16.0	1	294	294
	CA50	136	16.0	1	1086	1086
	CA50	137	16.0	1	404	404
V3075	CA60	138	5.0	31	99	3069
	CA50	139	8.0	2	704	1408
	CA50	140	8.0	2	145	290
	CA50	141	8.0	2	741	1482
V3076	CA60	142	5.0	33	99	3267
	CA50	143	8.0	2	767	1534
	CA50	144	8.0	2	803	1606
V3077	CA60	145	5.0	16	99	1584
	CA50	146	8.0	2	374	748
	CA50	147	8.0	2	386	772

Resumo do aço

AÇO	DIAM (mm)	C.TOTAL (m)	PESO + 2 % (kg)
CA50	6.3	288	71.9
	8.0	584.3	235.2
	10.0	291	183
	12.5	15.5	15.2
	16.0	174.5	280.9
CA60	5.0	1067.8	167.9
PESO TOTAL (kg)			
CA50		786.2	
CA60		167.9	

Volume de concreto (C-25) = 11.86 m³
Área de forma = 154.12 m²

Nº	Comentário	Data	Autor
0	Emissão inicial		AUGUSTO

PROJETO ENGENHARIA
RUA SAMUEL CEZAR, 440 - AGUA VERDE / FONE: (41) 99204-4318
WWW.PROJETO764.ENG.BR / COMERCIAL@PROJETO764.ENG.BR

Obra:
HOSPITAL EM ALVENARIA
RUA DOS PESSEGUEIROS, SN

Código do Projeto:
6306

Proprietário:
MUNICIPIO DE CORREIA PINTO

Assinatura:

Autor Projeto:
AUGUSTO CESAR HENKE GRUBER
Autor Projeto — CREA PR-33.829/D

Assinatura:

Referências:
ARMADURA VIGAS

Escala:
INDICADA

Prancha:
67
87

Desenho:
AUGUSTO

Coordenador:
AUGUSTO

Data:

Revisão:
R.0

PROJETO ESTRUTURAL

AD-1188x841mm

Relação do aço

ELEMENTO	AÇO	N	DIAM (mm)	QUANT	C.UNIT (cm)	C.TOTAL (cm)
V3078	CA60	1	5.0	24	99	2376
	CA50	2	8.0	2	552	1104
	CA50	3	10.0	1	230	230
	CA50	4	10.0	1	304	304
	CA50	5	10.0	1	349	349
	CA50	6	10.0	2	565	1130
V3079	CA60	7	5.0	34	99	3366
	CA50	8	6.3	2	312	624
	CA50	9	10.0	1	334	334
	CA50	10	10.0	3	763	2289
	CA50	11	10.0	2	155	310
	CA50	12	10.0	2	277	554
	CA50	13	10.0	1	166	166
	CA50	14	10.0	2	226	452
	CA50	15	10.0	2	251	502
V3080	CA60	16	5.0	36	99	3564
	CA50	17	8.0	2	290	580
	CA50	18	10.0	1	314	314
	CA50	19	10.0	2	536	1072
	CA50	20	10.0	1	181	181
	CA50	21	10.0	1	185	185
	CA50	22	10.0	1	225	225
	CA50	23	10.0	2	882	1764
V3081	CA60	24	5.0	53	99	5247
	CA50	25	8.0	2	682	1364
	CA50	26	10.0	2	504	1008
	CA50	27	10.0	1	161	161
	CA50	28	10.0	1	190	190
	CA50	29	10.0	2	1099	2198
	CA50	30	10.0	2	204	408
V3082	CA60	31	5.0	33	99	3267
	CA50	32	8.0	2	767	1534
	CA50	33	8.0	1	106	106
	CA50	34	8.0	1	195	195
	CA50	35	8.0	2	801	1602
V3083	CA60	36	5.0	10	CORR	7640
	CA60	37	5.0	25	159	3975
	CA50	38	8.0	1	168	168
	CA50	39	8.0	1	147	147
	CA50	40	8.0	1	187	187
	CA50	41	8.0	1	384	384
	CA50	42	8.0	2	813	1626
	CA50	43	10.0	2	769	1538
V3084	CA60	44	5.0	10	CORR	7650
	CA60	45	5.0	25	159	3975
	CA50	46	6.3	2	235	470
	CA50	47	10.0	4	770	3080
	CA50	48	10.0	2	223	446
	CA50	49	10.0	2	283	566
	CA50	50	12.5	1	239	239
	CA50	51	12.5	1	279	279
	CA50	52	12.5	2	314	628
V3085	CA60	53	5.0	36	99	3564
	CA50	54	6.3	2	330	660
	CA50	55	8.0	2	281	562
	CA50	56	10.0	1	165	165
	CA50	57	10.0	2	764	1528
	CA50	58	10.0	1	148	148
	CA50	59	10.0	2	218	436
V3086	CA60	60	5.0	25	99	2475
	CA50	61	6.3	2	250	500
	CA50	62	8.0	2	550	1100
	CA50	63	8.0	1	136	136
	CA50	64	8.0	2	201	402
	CA50	65	8.0	2	161	322
V3087	CA60	66	5.0	53	99	5247
	CA60	67	5.0	4	79	316
	CA50	68	6.3	2	379	758
	CA50	69	8.0	2	344	688
	CA50	70	10.0	2	785	1570
	CA50	71	10.0	1	151	151
	CA50	72	10.0	2	236	472
	CA50	73	10.0	1	185	185
	CA50	74	10.0	2	572	1144
	CA50	75	10.0	4	93	372
V3088	CA60	76	5.0	51	99	5049
	CA50	77	8.0	2	1088	2176
	CA50	78	8.0	2	1124	2248
V3089	CA60	79	5.0	35	99	3465
	CA50	80	6.3	2	242	484
	CA50	81	8.0	2	765	1530
	CA50	82	8.0	2	157	314
	CA50	83	8.0	2	424	848
V3090	CA60	84	5.0	35	99	3465
	CA50	85	6.3	2	365	730
	CA50	86	8.0	2	147	294
	CA50	87	8.0	2	212	424
	CA50	88	10.0	2	749	1498
	CA50	89	10.0	2	157	314
	CA50	90	10.0	2	237	474
V3091	CA60	91	5.0	40	99	3960
	CA60	92	5.0	4	79	316
	CA50	93	6.3	2	240	480
	CA50	94	8.0	2	868	1736
	CA50	95	8.0	1	150	150
	CA50	96	8.0	2	287	574
	CA50	97	8.0	2	391	782
	CA50	98	10.0	4	93	372
V3092	CA60	99	5.0	25	99	2475
	CA50	100	5.0	4	79	316
	CA50	101	6.3	2	254	508
	CA50	102	8.0	2	539	1078
	CA50	103	8.0	2	163	326
	CA50	104	8.0	2	184	368
	CA50	105	10.0	4	93	372
V3093	CA60	106	5.0	35	99	3465
	CA60	107	5.0	4	79	316
	CA50	108	6.3	2	386	772
	CA50	109	8.0	2	761	1522
	CA50	110	8.0	1	136	136
	CA50	111	8.0	2	211	422
	CA50	112	10.0	1	136	136
	CA50	113	10.0	2	231	462
	CA50	114	10.0	4	93	372
V3094	CA60	115	5.0	23	99	2277
	CA60	116	5.0	4	79	316
	CA50	117	6.3	2	220	440
	CA50	118	8.0	2	510	1020
	CA50	119	8.0	2	186	372
	CA50	120	8.0	2	161	322
	CA50	121	10.0	4	93	372
V3095	CA60	122	5.0	39	99	3861
	CA60	123	5.0	3	79	237
	CA50	124	8.0	2	876	1752
	CA50	125	10.0	2	255	510
	CA50	126	10.0	2	907	1814
	CA50	127	12.5	8	101	808
V3096	CA60	128	5.0	23	99	2277
	CA50	129	8.0	2	547	1094
	CA50	130	10.0	1	183	183
	CA50	131	10.0	2	600	1200
V3097	CA60	132	5.0	33	99	3267
	CA50	133	8.0	2	807	1614
	CA50	134	8.0	1	122	122
	CA50	135	8.0	1	507	507
	CA50	136	8.0	2	845	1690
V3098	CA60	137	5.0	47	99	4653
	CA60	138	5.0	4	79	316
	CA50	139	8.0	2	1069	2138
	CA50	140	8.0	2	180	360
	CA50	141	8.0	2	215	430
	CA50	142	8.0	1	260	260
	CA50	143	8.0	1	330	330
	CA50	144	8.0	1	370	370
	CA50	145	8.0	1	671	671
	CA50	146	8.0	2	1100	2200
	CA50	147	10.0	4	93	372
V3099	CA60	148	5.0	34	99	3366
	CA50	149	8.0	2	254	508
	CA50	150	10.0	3	519	1557
	CA50	151	10.0	1	215	215
	CA50	152	10.0	2	191	382
	CA50	153	10.0	1	659	659
	CA50	154	10.0	2	822	1644
V3100	CA60	155	5.0	23	99	2277
	CA50	156	10.0	3	526	1578
	CA50	157	10.0	2	191	382
	CA50	158	10.0	1	176	176
	CA50	159	10.0	3	581	1743
V3101	CA60	160	5.0	34	99	3366
	CA50	161	8.0	2	504	1008
	CA50	162	8.0	2	776	1552
	CA50	163	10.0	2	230	460
	CA50	164	10.0	1	143	143
	CA50	165	10.0	1	183	183
	CA50	166	10.0	2	812	1624
V3102	CA60	167	5.0	24	99	2376
	CA60	168	5.0	4	79	316
	CA50	169	8.0	1	115	115
	CA50	170	8.0	2	569	1138
	CA50	171	10.0	1	133	133
	CA50	172	10.0	1	190	190
	CA50	173	10.0	1	291	291
	CA50	174	10.0	2	582	1164
	CA50	175	10.0	4	93	372

Resumo do aço

AÇO	DIAM (mm)	C.TOTAL (m)	PESO + 2 % (kg)
CA50	6.3	64.3	16
	8.0	467.1	188
	10.0	474.8	298.5
	12.5	19.6	19.2
CA60	5.0	1044	164.1

PESO TOTAL (kg)	
CA50	521.8
CA60	164.1

Volume de concreto (C-25) = 10.56 m³
Área de forma = 142.36 m²

V3078
ESC 1:50

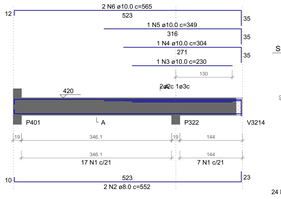

SEÇÃO A-A
ESC 1:25

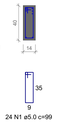

24 N1 ø5.0 c=99

V3079
ESC 1:50

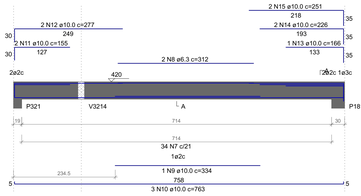

SEÇÃO A-A
ESC 1:25

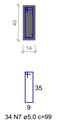

34 N7 ø5.0 c=99

V3080
ESC 1:50

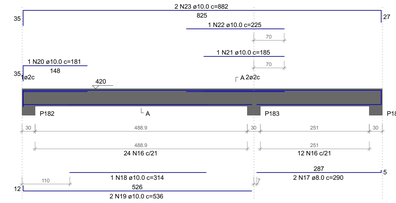

SEÇÃO A-A
ESC 1:25



36 N16 ø5.0 c=99

V3081
ESC 1:50

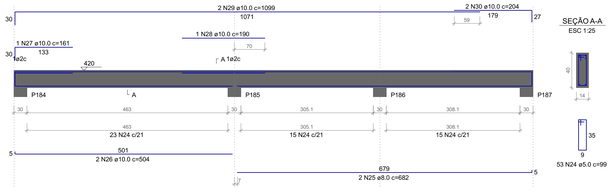

SEÇÃO A-A
ESC 1:25

53 N24 ø5.0 c=99

V3082
ESC 1:50

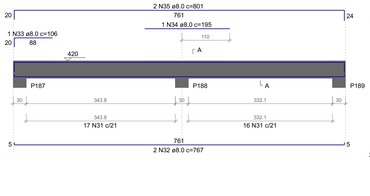

SEÇÃO A-A
ESC 1:25

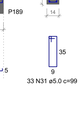

33 N31 ø5.0 c=99

V3083
ESC 1:50

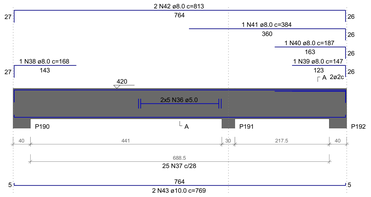

SEÇÃO A-A
ESC 1:25



25 N37 ø5.0 c=159

V3084
ESC 1:50

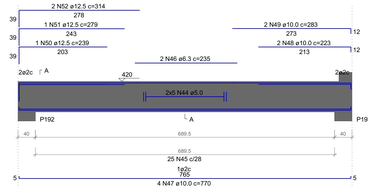

SEÇÃO A-A
ESC 1:25



25 N45 ø5.0 c=159

V3085
ESC 1:50

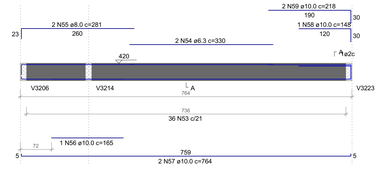

SEÇÃO A-A
ESC 1:25



36 N53 ø5.0 c=99

V3086
ESC 1:50

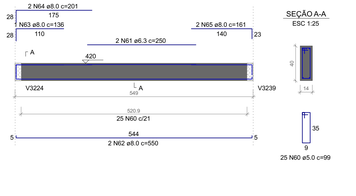

SEÇÃO A-A
ESC 1:25

25 N60 ø5.0 c=99

V3087
ESC 1:50



SEÇÃO A-A
ESC 1:25

53 N66 ø5.0 c=99

ESPERA P553
ESC 1:25

4 N67 ø5.0 c/12 c=79

V3088
ESC 1:50

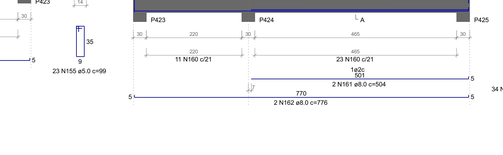

SEÇÃO A-A
ESC 1:25



51 N76 ø5.0 c=99

V3089
ESC 1:50

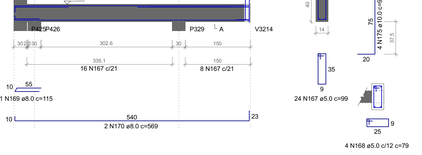

SEÇÃO A-A
ESC 1:25

35 N79 ø5.0 c=99

V3090
ESC 1:50



SEÇÃO A-A
ESC 1:25

35 N84 ø5.0 c=99

V3091
ESC 1:50

SEÇÃO A-A
ESC 1:25

40 N91 ø5.0 c=99

ESPERA P563
ESC 1:25

4 N92 ø5.0 c/12 c=79

V3092
ESC 1:50

SEÇÃO A-A
ESC 1:25

25 N99 ø5.0 c=99

ESPERA P567
ESC 1:25

4 N100 ø5.0 c/12 c=79

V3093
ESC 1:50

SEÇÃO A-A
ESC 1:25

35 N106 ø5.0 c=99

ESPERA P569
ESC 1:25

4 N107 ø5.0 c/12 c=79

V3094
ESC 1:50

SEÇÃO A-A
ESC 1:25

23 N115 ø5.0 c=99

ESPERA P571
ESC 1:25

4 N116 ø5.0 c/12 c=79

V3095
ESC 1:50

SEÇÃO A-A
ESC 1:25

39 N122 ø5.0 c=99

ESPERA P573
ESC 1:25

3 N123 ø5.0 c/14 c=79

V3096
ESC 1:50

SEÇÃO A-A
ESC 1:25

23 N128 ø5.0 c=99

V3097
ESC 1:50

SEÇÃO A-A
ESC 1:25

33 N132 ø5.0 c=99

V3098
ESC 1:50

SEÇÃO A-A
ESC 1:25

47 N137 ø5.0 c=99

ESPERA P574
ESC 1:25

4 N138 ø5.0 c/12 c=79

V3099
ESC 1:50

SEÇÃO A-A
ESC 1:25

34 N148 ø5.0 c=99

V3100
ESC 1:50

SEÇÃO A-A
ESC 1:25

23 N155 ø5.0 c=99

V3101
ESC 1:50

SEÇÃO A-A
ESC 1:25

34 N160 ø5.0 c=99

V3102
ESC 1:50

SEÇÃO A-A
ESC 1:25

24 N167 ø5.0 c=99

ESPERA P575
ESC 1:25

4 N168 ø5.0 c/12 c=79

Nº	Comentário	Data	Autor
0	Emissão inicial		AUGUSTO

PROJE ENGENHARIA
RUA SAMUEL CEZAR, 440 - AGUA VERDE / FONE: (41) 99506-4118
WWW.PROJETTAR.ENG.BR / COMERCIAL@PROJETTAR.ENG.BR

Obra:
HOSPITAL EM ALVENARIA
RUA DOM PEDRO II,DOIS, 0s

Código do Projeto :
6306

Proprietário:
MUNICIPIO DE CORREIA PINTO

Assinatura:

Autor Projeto:
AUGUSTO CESAR HENKE GRUBER
Autor Projeto CREA PR-33.826/D

Assinatura:

Referências:
ARMADURA VIGAS

Escala:
INDICADA

Prancha:
68
87

Desenho:
AUGUSTO

Coordenador:
AUGUSTO

Data:

Revisão:
R.0

PROJETO ESTRUTURAL

A0-1189x841mm

V3103
ESC 1:50

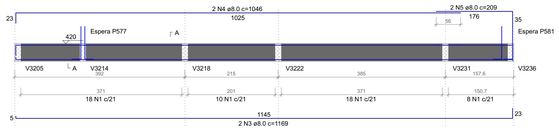

SEÇÃO A-A
ESC 1:25

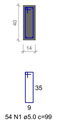

ESPERA P577
ESC 1:25



ESPERA P581
ESC 1:25



V3104
ESC 1:50

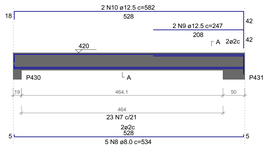

SEÇÃO A-A
ESC 1:25

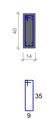

V3105
ESC 1:50

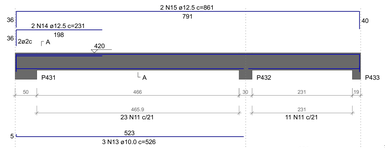

SEÇÃO A-A
ESC 1:25



V3106
ESC 1:50

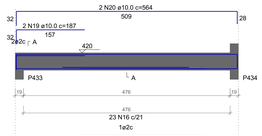

SEÇÃO A-A
ESC 1:25



V3107
ESC 1:50

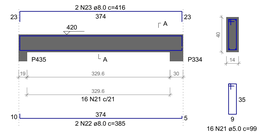

SEÇÃO A-A
ESC 1:25

V3108
ESC 1:50

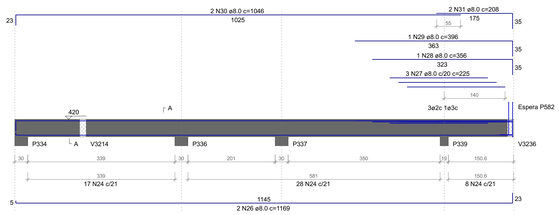

SEÇÃO A-A
ESC 1:25

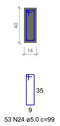

ESPERA P582
ESC 1:25



V3109
ESC 1:50

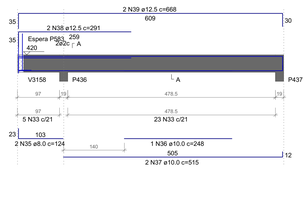

SEÇÃO A-A
ESC 1:25



ESPERA P583
ESC 1:25

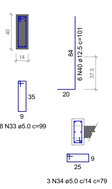

V3110
ESC 1:50

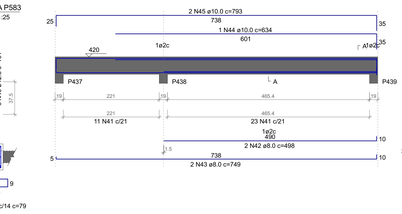

SEÇÃO A-A
ESC 1:25



V3111
ESC 1:50

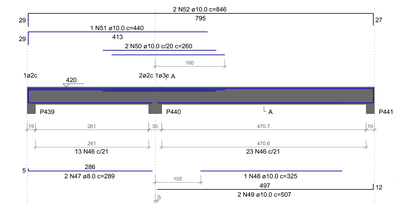

SEÇÃO A-A
ESC 1:25

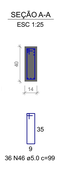

V3112
ESC 1:50

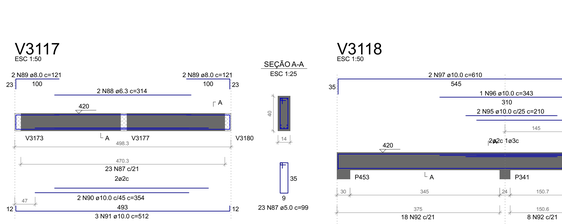

SEÇÃO A-A
ESC 1:25



ESPERA P584
ESC 1:25



V3113
ESC 1:50

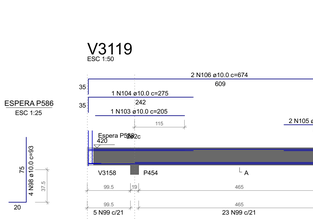

SEÇÃO A-A
ESC 1:25



V3114
ESC 1:50

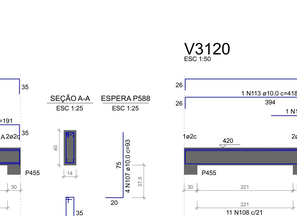

SEÇÃO A-A
ESC 1:25



ESPERA P585
ESC 1:25

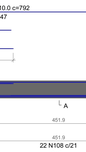

V3115
ESC 1:50

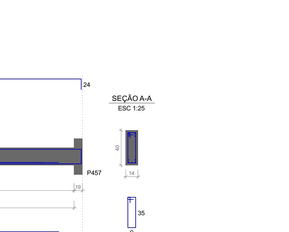

SEÇÃO A-A
ESC 1:25

V3116
ESC 1:50

SEÇÃO A-A
ESC 1:25

V3117
ESC 1:50

SEÇÃO A-A
ESC 1:25

V3118
ESC 1:50

SEÇÃO A-A
ESC 1:25

ESPERA P586
ESC 1:25

V3119
ESC 1:50

SEÇÃO A-A
ESC 1:25

ESPERA P588
ESC 1:25

V3120
ESC 1:50

SEÇÃO A-A
ESC 1:25

V3121
ESC 1:50

SEÇÃO A-A
ESC 1:25

ESPERA P589
ESC 1:25

V3122
ESC 1:50

SEÇÃO A-A
ESC 1:25

ESPERA P591
ESC 1:25

V3123
ESC 1:50

SEÇÃO A-A
ESC 1:25

ESPERA P590
ESC 1:25

Relação do aço

ELEMENTO	AÇO	N	DIAM (mm)	QUANT	C.UNIT (cm)	C.TOTAL (cm)
V3103	CA60	1	5.0	54	99	5346
	CA60	2	5.0	8	79	632
	CA50	3	8.0	2	1169	2338
	CA50	4	8.0	2	1046	2092
	CA50	5	8.0	2	209	418
	CA50	6	10.0	10	93	930
V3104	CA60	7	5.0	23	99	2277
	CA50	8	8.0	5	534	2670
	CA50	9	12.5	2	247	494
	CA50	10	12.5	2	582	1164
V3105	CA60	11	5.0	34	99	3366
	CA50	12	8.0	2	259	518
	CA50	13	10.0	3	526	1578
	CA50	14	12.5	2	231	462
	CA50	15	12.5	2	861	1722
V3106	CA60	16	5.0	23	99	2277
	CA50	17	10.0	2	290	580
	CA50	18	10.0	2	528	1056
	CA50	19	10.0	2	187	374
	CA50	20	10.0	2	564	1128
V3107	CA60	21	5.0	16	99	1584
	CA50	22	8.0	2	385	770
	CA50	23	8.0	2	416	832
V3108	CA60	24	5.0	53	99	5247
	CA60	25	5.0	4	79	316
	CA50	26	8.0	2	1169	2338
	CA50	27	8.0	3	225	675
	CA50	28	8.0	1	356	356
	CA50	29	8.0	1	396	396
	CA50	30	8.0	2	1046	2092
	CA50	31	8.0	2	208	416
	CA50	32	10.0	10	93	930
V3109	CA60	33	5.0	28	99	2772
	CA60	34	5.0	3	79	237
	CA50	35	8.0	2	124	248
	CA50	36	10.0	1	248	248
	CA50	37	10.0	2	515	1030
	CA50	38	12.5	2	291	582
	CA50	39	12.5	2	668	1336
	CA50	40	12.5	6	101	606
V3110	CA60	41	5.0	54	99	5346
	CA50	42	8.0	2	498	996
	CA50	43	8.0	2	749	1498
	CA50	44	10.0	1	634	634
	CA50	45	10.0	2	793	1586
V3111	CA60	46	5.0	36	99	3564
	CA50	47	8.0	2	289	578
	CA50	48	10.0	2	325	650
	CA50	49	10.0	2	507	1014
	CA50	50	10.0	2	260	520
	CA50	51	10.0	1	440	440
	CA50	52	10.0	2	846	1692
V3112	CA60	53	5.0	53	99	5247
	CA60	54	5.0	4	79	316
	CA50	55	8.0	2	1174	2348
	CA50	56	8.0	3	195	585
	CA50	57	8.0	1	331	331
	CA50	58	8.0	2	381	762
	CA50	59	8.0	1	421	421
	CA50	60	8.0	2	1046	2092
	CA50	61	8.0	2	207	414
	CA50	62	10.0	4	93	372
V3113	CA60	63	5.0	23	99	2277
	CA50	64	6.3	2	267	534
	CA50	65	8.0	2	332	664
	CA50	66	8.0	3	167	501
	CA50	67	8.0	2	121	242
	CA50	68	10.0	2	332	664
	CA50	69	10.0	3	512	1536
V3114	CA60	70	5.0	29	99	2871
	CA60	71	5.0	4	79	316
	CA50	72	8.0	2	126	252
	CA50	73	10.0	2	310	620
	CA50	74	10.0	3	513	1539
	CA50	75	10.0	4	93	372
	CA50	76	12.5	2	299	598
	CA50	77	12.5	2	665	1330
V3115	CA60	78	5.0	34	99	3366
	CA50	79	8.0	2	801	1602
	CA50	80	10.0	1	180	180
	CA50	81	10.0	1	138	138
	CA50	82	10.0	2	805	1610
V3116	CA60	83	5.0	23	99	2277
	CA50	84	8.0	2	526	1052
	CA50	85	8.0	1	103	103
	CA50	86	8.0	2	527	1054
V3117	CA60	87	5.0	23	99	2277
	CA50	88	6.3	2	314	628
	CA50	89	8.0	4	121	484
	CA50	90	10.0	2	354	708
	CA50	91	10.0	3	512	1536
V3118	CA60	92	5.0	26	99	2574
	CA60	93	5.0	4	79	316
	CA50	94	8.0	2	587	1174
	CA50	95	10.0	2	210	420
	CA50	96	10.0	1	343	343
	CA50	97	10.0	2	610	1220
	CA50	98	10.0	4	93	372
V3119	CA60	99	5.0	28	99	2772
	CA60	100	5.0	4	79	316
	CA50	101	8.0	3	504	1512
	CA50	102	8.0	2	633	1266
	CA50	103	10.0	1	205	205
	CA50	104	10.0	1	275	275
	CA50	105	10.0	2	191	382
	CA50	106	10.0	2	674	1348
	CA50	107	10.0	4	93	372
V3120	CA60	108	5.0	33	99	3267
	CA50	109	8.0	2	301	602
	CA50	110	8.0	1	484	484
	CA50	111	8.0	2	758	1516
	CA50	112	10.0	1	200	200
	CA50	113	10.0	1	418	418
	CA50	114	10.0	2	792	1584
V3121	CA60	115	5.0	55	99	5445
	CA60	116	5.0	4	79	316
	CA50	117	8.0	2	546	1092
	CA50	118	10.0	4	433	1732
	CA50	119	10.0	2	620	1240
	CA50	120	10.0	4	93	372
	CA50	121	16.0	1	280	280
	CA50	122	16.0	1	1052	1052
	CA50	123	16.0	1	252	252
	CA50	124	16.0	1	931	931
	CA50	125	16.0	1	373	373
V3122	CA60	126	5.0	39	99	3861
	CA60	127	5.0	4	79	316
	CA50	128	6.3	2	285	570
	CA50	129	8.0	2	126	252
	CA50	130	8.0	2	296	592
	CA50	131	8.0	2	175	350
	CA50	132	8.0	2	300	600
	CA50	133	10.0	2	530	1060
	CA50	134	10.0	1	137	137
	CA50	135	10.0	2	357	714
	CA50	136	10.0	4	93	372
V3123	CA60	137	5.0	39	99	3861
	CA60	138	5.0	4	79	316
	CA50	139	8.0	2	884	1768
	CA50	140	8.0	1	155	155
	CA50	141	8.0	2	914	1828
	CA50	142	10.0	4	93	372

Resumo do aço

AÇO	DIAM (mm)	C.TOTAL (m)	PESO + 2 % (kg)
CA50	6.3	17.4	4.3
	8.0	448	180.3
	10.0	364.8	229.4
	12.5	83	81.5
	16.0	28.9	46.5
CA60	5.0	733	115.2
PESO TOTAL (kg)			
CA50	542		
CA60	115.2		

Volume de concreto (C-25) = 8.03 m³
Área de forma = 104.54 m²

Nº	Comentário	Data	Autor
0	Emissão inicial		AUGUSTO

PROJETO ENGENHARIA
RUA SAMUEL CEZAR, 440 - AGUA VERDE / FONE: (41) 99204-4118
WWW.PROJETO64.ENG.BR / COMERCIAL@PROJETO64.ENG.BR

Obra:
HOSPITAL EM ALVENARIA
RUA DOS PESSEGUEIROS, SN

Código do Projeto:
6306

Proprietário:
MUNICIPIO DE CORREIA PINTO

Assinatura:

Autor Projeto:
AUGUSTO CESAR HENKE GRUBER
Autor Projeto — CREA PR-33.829/D

Assinatura:

Referências:
ARMADURA VIGAS

Escala:
INDICADA

Prancha:
69
87

Desenho:
AUGUSTO

Coordenador:
AUGUSTO

Data:

Revisão:
R.0

PROJETO ESTRUTURAL

A0-1188x841mm

Relação do aço

ELEMENTO	AÇO	N	DIAM (mm)	QUANT	C.UNIT (cm)	C.TOTAL (cm)
V3124	CA60	1	5.0	22	99	2178
	CA50	2	8.0	2	515	1030
	CA50	3	10.0	1	156	156
	CA50	4	10.0	2	537	1074
V3125	CA60	5	5.0	22	99	2178
	CA50	6	8.0	2	515	1030
	CA50	7	8.0	1	106	106
	CA50	8	8.0	1	118	118
	CA50	9	8.0	2	527	1054
V3126	CA60	10	5.0	28	99	2772
	CA50	11	6.3	2	225	450
	CA50	12	8.0	2	631	1262
	CA50	13	8.0	2	128	256
	CA50	14	8.0	2	208	416
	CA50	15	10.0	1	118	118
	CA50	16	10.0	2	213	426
V3127	CA60	17	5.0	31	99	3069
	CA50	18	6.3	2	321	642
	CA50	19	8.0	1	138	138
	CA50	20	8.0	2	203	406
	CA50	21	10.0	2	695	1390
	CA50	22	10.0	1	138	138
	CA50	23	10.0	2	223	446
V3128	CA60	24	5.0	34	99	3366
	CA50	25	8.0	2	754	1508
	CA50	26	8.0	2	150	300
	CA50	27	8.0	2	787	1574
V3129	CA60	28	5.0	34	99	3366
	CA50	29	8.0	2	754	1508
	CA50	30	8.0	1	130	130
	CA50	31	8.0	2	782	1564
V3130	CA60	32	5.0	36	99	3564
	CA60	33	5.0	4	79	316
	CA50	34	6.3	2	285	570
	CA50	35	8.0	2	177	354
	CA50	36	8.0	1	117	117
	CA50	37	8.0	2	172	344
	CA50	38	8.0	1	180	180
	CA50	39	8.0	2	381	762
	CA50	40	10.0	2	611	1222
	CA50	41	10.0	4	93	372
V3131	CA60	42	5.0	36	99	3564
	CA60	43	5.0	4	79	316
	CA50	44	6.3	2	235	470
	CA50	45	8.0	2	177	354
	CA50	46	10.0	2	611	1222
	CA50	47	10.0	1	138	138
	CA50	48	10.0	2	213	426
	CA50	49	10.0	2	260	520
	CA50	50	10.0	2	396	792
	CA50	51	10.0	4	93	372
V3132	CA60	52	5.0	31	139	4309
	CA50	53	6.3	6	854	5124
	CA50	54	6.3	2	223	446
	CA50	55	8.0	3	126	378
	CA50	56	8.0	1	237	237
	CA50	57	8.0	2	282	564
	CA50	58	8.0	1	405	405
	CA50	59	8.0	2	465	930
	CA50	60	10.0	1	223	223
	CA50	61	10.0	2	769	1538
V3133	CA60	62	5.0	24	99	2376
	CA50	63	8.0	2	537	1074
	CA50	64	10.0	3	379	1137
	CA50	65	10.0	3	512	1536
V3134	CA60	66	5.0	46	139	6394
	CA50	67	6.3	6	1196	7176
	CA50	68	6.3	6	148	888
	CA50	69	6.3	2	261	522
	CA50	70	6.3	2	295	590
	CA50	71	8.0	3	126	378
	CA50	72	8.0	3	136	408
	CA50	73	10.0	2	421	842
	CA50	74	10.0	2	633	1266
	CA50	75	10.0	2	445	890
	CA50	76	10.0	1	590	590
	CA50	77	10.0	2	683	1366
	CA50	78	12.5	2	395	790
	CA50	79	12.5	2	555	1110
V3135	CA50	80	5.0	16	99	1584
	CA50	81	6.3	2	293	586
	CA50	82	8.0	2	369	738
	CA50	83	8.0	2	96	192
V3136	CA60	84	5.0	55	99	5445
	CA50	85	5.0	4	79	316
	CA50	86	6.3	2	230	460
	CA50	87	8.0	2	412	824
	CA50	88	8.0	2	177	354
	CA50	89	10.0	3	395	1185
	CA50	90	10.0	2	606	1212
	CA50	91	10.0	2	310	620
	CA50	92	10.0	1	538	538
	CA50	93	10.0	2	618	1236
	CA50	94	10.0	1	225	225
	CA50	95	10.0	1	323	323
	CA50	96	10.0	2	383	766
	CA50	97	10.0	4	93	372
V3137	CA60	98	5.0	27	99	2673
	CA50	99	5.0	3	79	237
	CA50	100	8.0	2	638	1276
	CA50	101	8.0	1	190	190
	CA50	102	8.0	2	675	1350
	CA50	103	12.5	6	101	606
V3138	CA60	104	5.0	61	99	6039
	CA50	105	8.0	2	267	534
	CA50	106	8.0	2	197	394
	CA50	107	10.0	1	304	304
	CA50	108	10.0	2	480	960
	CA50	109	10.0	2	415	830
	CA50	110	10.0	1	205	205
	CA50	111	10.0	1	215	215
	CA50	112	10.0	1	167	167
	CA50	113	10.0	2	1198	2396
	CA50	114	10.0	2	282	564
V3139	CA60	115	5.0	31	99	3069
	CA50	116	8.0	2	254	508
	CA50	117	10.0	1	256	256
	CA50	118	10.0	2	431	862
	CA50	119	10.0	2	275	550
	CA50	120	10.0	2	739	1478
V3140	CA60	121	5.0	34	99	3366
	CA50	122	8.0	2	754	1508
	CA50	123	8.0	1	133	133
	CA50	124	8.0	1	173	173
	CA50	125	8.0	2	790	1580
V3141	CA60	126	5.0	22	119	2618
	CA60	127	5.0	8	99	792
	CA60	128	5.0	4	79	316
	CA50	129	8.0	2	177	354
	CA50	130	10.0	3	633	1899
	CA50	131	10.0	1	466	466
	CA50	132	10.0	4	93	372
	CA50	133	16.0	1	359	359
	CA50	134	16.0	1	399	399
	CA50	135	16.0	2	821	1642
V3142	CA60	136	5.0	28	99	2772
	CA60	137	5.0	4	79	316
	CA50	138	8.0	2	633	1266
	CA50	139	10.0	1	235	235
	CA50	140	10.0	1	275	275
	CA50	141	10.0	2	658	1316
	CA50	142	10.0	4	93	372
V3143	CA60	143	5.0	99	129	12771
	CA50	144	6.3	2	291	582
	CA50	145	8.0	4	CORR	2136
	CA50	146	8.0	3	111	333
	CA50	147	10.0	1	255	255
	CA50	148	10.0	2	1178	2356
	CA50	149	10.0	1	226	226
	CA50	150	10.0	2	871	1742
	CA50	151	10.0	1	220	220
	CA50	152	10.0	1	240	240
	CA50	153	10.0	1	175	175
	CA50	154	10.0	2	1198	2396
	CA50	155	10.0	2	571	1142

Resumo do aço

AÇO	DIAM (mm)	C.TOTAL (m)	PESO + 2 % (kg)
CA50	6.3	185.1	46.2
	8.0	327.3	131.7
	10.0	471.6	296.5
	12.5	25.1	24.6
	16.0	24	38.6
CA60	5.0	800.9	125.9

PESO TOTAL (kg)	
CA50	537.7
CA60	125.9

Volume de concreto (C-25) = 9.99 m³
Área de forma = 124.81 m²

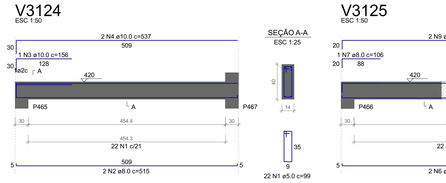

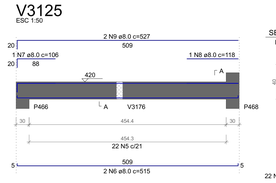

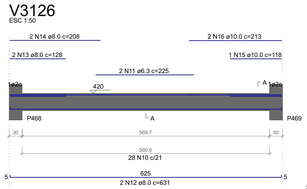



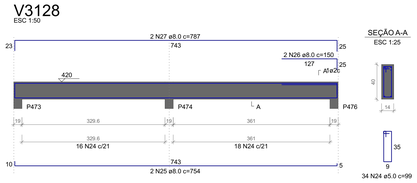

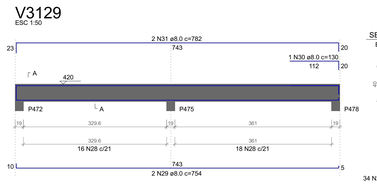

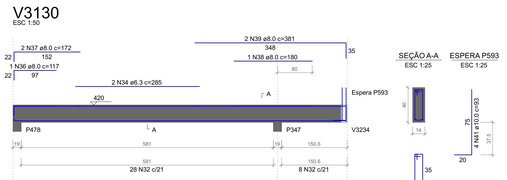

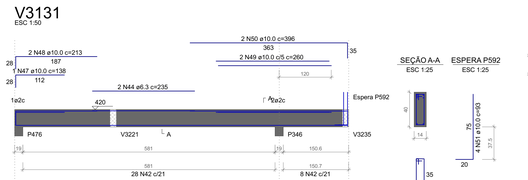

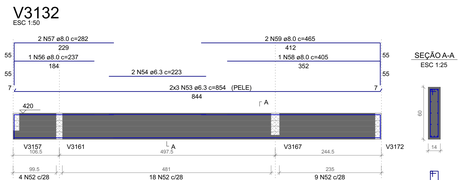



Nº	Comentário	Data	Autor
0	Emissão inicial		AUGUSTO

PROJETENGENHARIA
RUA SAMUEL CEZAR, 440 - AGUA VERDE - T. FONE: +41 99206-4115
WWW.PROJETTAR.ENG.BR / COMERCIAL@PROJETTAR.ENG.BR

Obra:
HOSPITAL EM ALVENARIA
RUA DOM PEDRO II,QUEIROZ, 384

Código do Projeto: **6306**

Proprietário:
MUNICIPIO DE CORREIA PINTO

Assinatura:

Autor Projeto:
AUGUSTO CESAR HENKE GRUBER
Autor Projeto — CREA PR-33.825/D

Assinatura:

Referências:
ARMADURA VIGAS

Escala: INDICADA
Desenho: AUGUSTO
Coordenador: AUGUSTO
Obra:

Prancha: **70** 87
Revisão: R.0

PROJETO ESTRUTURAL

A0-1188x841mm

Relação do aço

ELEMENTO	AÇO	N	DIAM (mm)	QUANT	C.UNIT (cm)	C.TOTAL (cm)
V3144	CA60	1	5.0	6	99	594
	CA60	2	5.0	27	119	3213
	CA60	3	5.0	4	79	316
	CA60	4	8.0	2	126	252
	CA50	5	10.0	2	764	1528
	CA50	6	10.0	1	157	157
	CA50	7	10.0	2	539	1078
	CA50	8	10.0	4	93	372
	CA50	9	16.0	1	323	323
	CA50	10	16.0	2	383	766
V3145	CA60	11	5.0	33	119	3927
	CA60	12	6.3	6	CORR	3252
	CA50	13	8.0	1	115	115
	CA50	14	8.0	2	394	788
	CA50	15	10.0	3	546	1638
	CA50	16	10.0	1	179	179
	CA50	17	10.0	2	219	438
	CA50	18	10.0	1	546	546
	CA50	19	10.0	2	981	1962
V3146	CA60	20	5.0	31	119	3689
	CA60	21	6.3	6	CORR	2280
	CA50	22	8.0	2	363	726
	CA50	23	10.0	1	255	255
	CA50	24	10.0	2	511	1022
	CA50	25	10.0	2	260	520
	CA50	26	10.0	1	160	160
	CA50	27	10.0	2	937	1874
V3147	CA60	28	5.0	33	129	4257
	CA60	29	6.3	2	220	440
	CA50	30	10.0	5	755	3775
	CA50	31	10.0	1	159	159
	CA50	32	10.0	2	199	398
	CA50	33	10.0	2	259	518
	CA50	34	16.0	1	242	242
	CA50	35	16.0	1	282	282
	CA50	36	16.0	2	367	734
V3148	CA60	37	5.0	36	149	5364
	CA60	38	5.0	13	109	1417
	CA60	39	5.0	4	79	316
	CA50	40	6.3	8	CORR	5024
	CA50	41	10.0	1	201	201
	CA50	42	10.0	2	640	1280
	CA50	43	10.0	2	181	362
	CA50	44	10.0	6	528	3168
	CA50	45	10.0	4	93	372
	CA50	46	12.5	2	371	742
	CA50	47	16.0	1	411	411
	CA50	48	16.0	1	456	456
	CA50	49	16.0	2	846	1692
V3149	CA60	50	5.0	28	99	2772
	CA60	51	5.0	7	79	553
	CA50	52	8.0	2	633	1266
	CA50	53	10.0	1	180	180
	CA50	54	10.0	2	666	1332
	CA50	55	10.0	4	93	372
	CA50	56	12.5	6	101	606
V3150	CA60	57	5.0	35	99	3465
	CA60	58	5.0	4	79	316
	CA50	59	8.0	2	249	498
	CA50	60	10.0	2	531	1062
	CA50	61	10.0	1	185	185
	CA50	62	10.0	2	815	1630
	CA50	63	10.0	4	93	372
V3151	CA60	64	5.0	35	99	3465
	CA60	65	8.0	2	760	1520
	CA50	66	8.0	1	170	170
	CA50	67	8.0	1	128	128
	CA50	68	8.0	2	796	1592
V3152	CA60	69	5.0	23	99	2277
	CA60	70	5.0	4	79	316
	CA50	71	6.3	2	220	440
	CA50	72	8.0	1	128	128
	CA50	73	8.0	2	163	326
	CA50	74	8.0	2	133	266
	CA50	75	8.0	2	193	386
	CA50	76	10.0	2	519	1038
	CA50	77	10.0	4	93	372
V3153	CA60	78	5.0	10	751	7510
	CA60	79	5.0	26	159	4134
	CA60	80	5.0	6	79	474
	CA50	81	6.3	2	329	658
	CA50	82	8.0	1	163	163
	CA50	83	8.0	2	223	446
	CA50	84	10.0	3	755	2265
	CA50	85	10.0	1	190	190
	CA50	86	10.0	2	270	540
V3154	CA50	87	10.0	6	123	738
	CA60	88	5.0	10	773	7730
	CA60	89	5.0	27	159	4293
	CA60	90	5.0	10	79	790
	CA50	91	6.3	2	270	540
	CA50	92	8.0	1	147	147
	CA50	93	8.0	2	172	344
	CA50	94	10.0	1	230	230
	CA50	95	10.0	2	798	1596
	CA50	96	10.0	2	225	450
	CA50	97	10.0	2	431	862
	CA50	98	12.5	12	131	1572
V3155	CA60	99	5.0	21	99	2079
	CA60	100	6.3	2	219	438
	CA50	101	8.0	2	83	166
	CA50	102	10.0	2	471	942
	CA50	103	10.0	1	158	158
	CA50	104	10.0	1	198	198
	CA50	105	10.0	2	283	566
V3156	CA60	106	5.0	24	99	2376
	CA50	107	8.0	2	530	1060
	CA50	108	10.0	1	131	131
	CA50	109	10.0	2	571	1142
V3157	CA50	110	5.0	37	99	3663
	CA50	111	8.0	1	323	323
	CA50	112	8.0	2	805	1610
	CA50	113	8.0	1	120	120
	CA50	114	8.0	2	844	1688
V3158	CA60	115	5.0	55	99	5445
	CA60	116	5.0	4	79	316
	CA50	117	8.0	2	1194	2388
	CA50	118	8.0	2	1089	2178
	CA50	119	8.0	2	193	386
	CA50	120	10.0	4	93	372
V3159	CA60	121	5.0	49	99	4851
	CA60	122	5.0	4	79	316
	CA50	123	6.3	2	500	1000
	CA50	124	8.0	2	127	254
	CA50	125	10.0	2	931	1862
	CA50	126	10.0	1	144	144
	CA50	127	10.0	1	184	184
	CA50	128	10.0	2	254	508
	CA50	129	10.0	1	185	185
	CA50	130	10.0	1	225	225
	CA50	131	10.0	2	358	716
	CA50	132	10.0	4	93	372
V3160	CA60	133	5.0	55	209	11495
	CA60	134	5.0	7	79	553
	CA50	135	6.3	12	1196	14352
	CA50	136	6.3	12	46	552
	CA50	137	10.0	2	149	298
	CA50	138	10.0	2	264	528
	CA50	139	10.0	2	1101	2202
	CA50	140	10.0	2	181	362
	CA50	141	12.5	8	151	1208
	CA50	142	16.0	3	620	1860
	CA50	143	16.0	1	1155	1155
	CA50	144	16.0	1	251	251
	CA50	145	16.0	1	1077	1077
	CA50	146	16.0	1	328	328
V3161	CA60	147	5.0	20	139	2780
	CA60	148	6.3	6	CORR	3570
	CA50	149	10.0	1	315	315
	CA50	150	10.0	3	600	1800
	CA50	151	10.0	1	194	194
	CA50	152	10.0	2	234	468
	CA50	153	10.0	2	651	1302
V3162	CA60	154	5.0	34	99	3366
	CA50	155	8.0	2	785	1570
	CA50	156	8.0	1	120	120
	CA50	157	8.0	2	826	1652
V3163	CA60	158	5.0	29	99	2871
	CA50	159	8.0	2	691	1382
	CA50	160	8.0	1	136	136
	CA50	161	8.0	2	734	1468

Resumo do aço

AÇO	DIAM (mm)	C.TOTAL (m)	PESO + 2 % (kg)
CA50	6.3	325.5	81.2
	8.0	257.7	103.7
	10.0	505.5	317.9
	12.5	33.9	33.3
	16.0	103.2	166.1
CA60	5.0	1013	159.3

PESO TOTAL (kg)	
CA50	702.2
CA60	159.3

Volume de concreto (C-25) = 11.52 m³
Área de forma = 147.07 m²

V3144
ESC 1:50

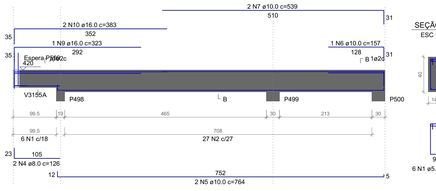

SEÇÃO A-A ESC 1:25

SEÇÃO B-B ESC 1:25



ESPERA P599 ESC 1:25



V3145
ESC 1:50



SEÇÃO A-A ESC 1:25



V3146
ESC 1:50

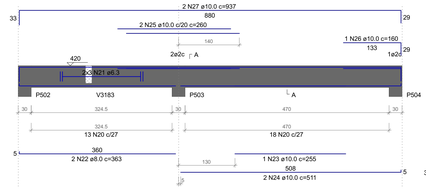

SEÇÃO A-A ESC 1:25



V3147
ESC 1:50

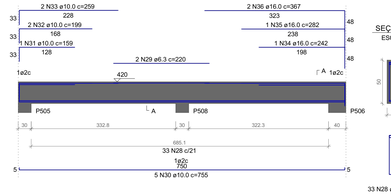

SEÇÃO A-A ESC 1:25

V3148
ESC 1:50



SEÇÃO A-A ESC 1:25

SEÇÃO B-B ESC 1:25



ESPERA P600 ESC 1:25

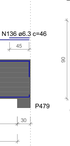

V3149
ESC 1:50

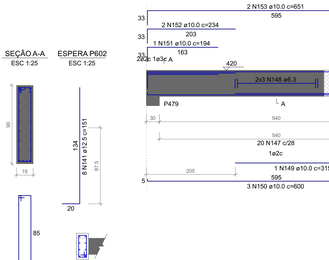

SEÇÃO A-A ESC 1:25



ESPERA P601 ESC 1:25

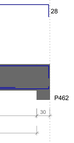

ESPERA P603 ESC 1:25



V3150
ESC 1:50

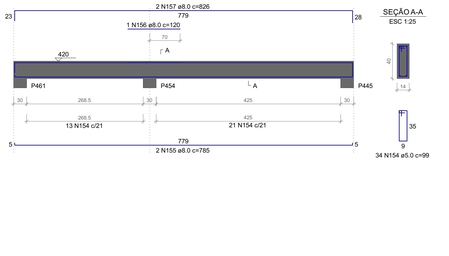

SEÇÃO A-A ESC 1:25

ESPERA P606 ESC 1:25



V3151
ESC 1:50

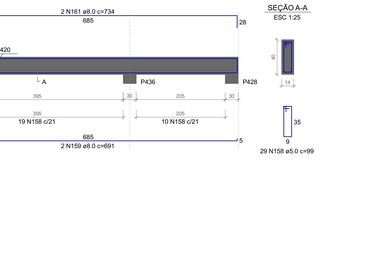

SEÇÃO A-A ESC 1:25

V3152
ESC 1:50

SEÇÃO A-A ESC 1:25

ESPERA P610 ESC 1:25

V3153
ESC 1:50



SEÇÃO A-A ESC 1:25

ESPERA P613 ESC 1:25

V3154
ESC 1:50

SEÇÃO A-A ESC 1:25

ESPERA P615 ESC 1:25

ESPERA P617 ESC 1:25

V3155
ESC 1:50

SEÇÃO A-A ESC 1:25

V3156
ESC 1:50



SEÇÃO A-A ESC 1:25

V3157
ESC 1:50

SEÇÃO A-A ESC 1:25

V3158
ESC 1:50

SEÇÃO A-A ESC 1:25

ESPERA P587 ESC 1:25

V3159
ESC 1:50

SEÇÃO A-A ESC 1:25

ESPERA P576 ESC 1:25

V3160
ESC 1:50

SEÇÃO A-A ESC 1:25

ESPERA P602 ESC 1:25

V3161
ESC 1:50

SEÇÃO A-A ESC 1:25

V3162
ESC 1:50

SEÇÃO A-A ESC 1:25

V3163
ESC 1:50

SEÇÃO A-A ESC 1:25

Nº	Comentário	Data	Autor
0	Emissão inicial		AUGUSTO

PROJE ENGENHARIA
RUA SAMUEL CEZAR, 440 - AGUA VERDE - T. FONE: 41) 99206-4118
WWW.PROJETTAR.ENG.BR / COMERCIAL@PROJETTAR.ENG.BR

Obra:
HOSPITAL EM ALVENARIA
RUA DOM PEDRO II,QUEIROZ, S/N

Código do Projeto:
6306

Proprietário:
MUNICIPIO DE CORREIA PINTO

Assinatura:

Autor Projeto:
AUGUSTO CESAR HENKE GRUBER
Autor Projeto — CREA PR-33.829/D

Assinatura:

Referências:
ARMADURA VIGAS

Escala: INDICADA
Desenho: AUGUSTO
Coordenador: AUGUSTO
Data:

Prancha: **71** 87

Revisão: R.0

PROJETO ESTRUTURAL

A0-1188x841mm

V3164
ESC 1:50

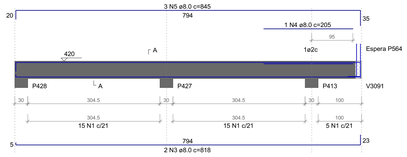

SEÇÃO A-A
ESC 1:25

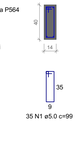

ESPERA P564
ESC 1:25



V3165
ESC 1:50

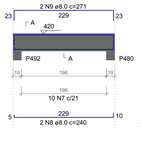

SEÇÃO A-A
ESC 1:25



V3166
ESC 1:50



SEÇÃO A-A
ESC 1:25

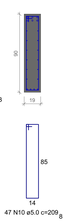

ESPERA P604
ESC 1:25



V3167
ESC 1:50

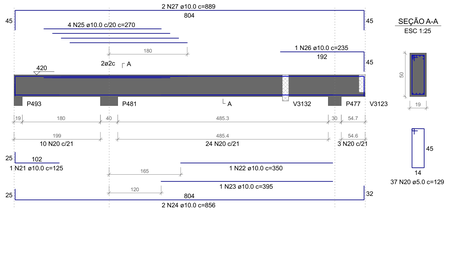

SEÇÃO A-A
ESC 1:25

V3168
ESC 1:50

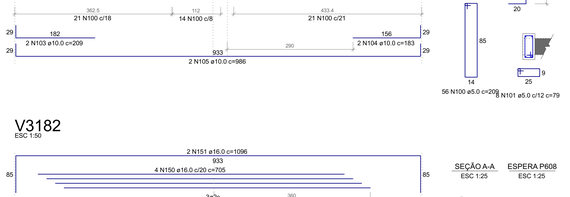

SEÇÃO A-A
ESC 1:25

V3169
ESC 1:50



SEÇÃO A-A
ESC 1:25

V3170
ESC 1:50

SEÇÃO A-A
ESC 1:25

ESPERA P565
ESC 1:25

V3171
ESC 1:50

SEÇÃO A-A
ESC 1:25

ESPERA P605
ESC 1:25

V3172
ESC 1:50

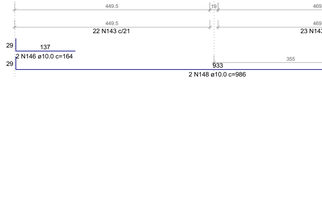

SEÇÃO A-A
ESC 1:25

V3173
ESC 1:50

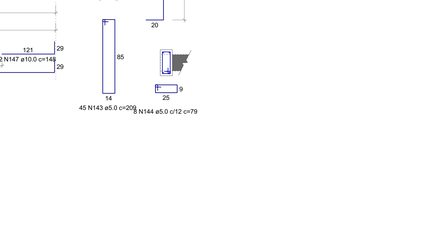

SEÇÃO A-A
ESC 1:25

V3174
ESC 1:50

SEÇÃO A-A
ESC 1:25

ESPERA P566
ESC 1:25

V3175
ESC 1:50

SEÇÃO A-A
ESC 1:25

V3176
ESC 1:50

SEÇÃO A-A
ESC 1:25

V3177
ESC 1:50



SEÇÃO A-A
ESC 1:25



V3178
ESC 1:50

SEÇÃO A-A
ESC 1:25

ESPERA P607
ESC 1:25

V3179
ESC 1:50

SEÇÃO A-A
ESC 1:25

V3180
ESC 1:50

SEÇÃO A-A
ESC 1:25

V3181
ESC 1:50

SEÇÃO A-A
ESC 1:25

ESPERA P568
ESC 1:25

V3182
ESC 1:50

SEÇÃO A-A
ESC 1:25

ESPERA P608
ESC 1:25

Relação do aço

ELEMENTO	AÇO	N	DIAM (mm)	QUANT	C.UNIT (cm)	C.TOTAL (cm)
V3164	CA60	1	5.0	35	99	3465
	CA60	2	5.0	4	79	316
	CA50	3	8.0	2	818	1636
	CA50	4	8.0	1	205	205
	CA50	5	8.0	3	845	2535
	CA50	6	10.0	8	93	744
V3165	CA60	7	5.0	10	99	990
	CA50	8	8.0	2	240	480
	CA50	9	8.0	2	271	542
V3166	CA60	10	5.0	47	209	9823
	CA60	11	5.0	8	79	632
	CA50	12	6.3	12	984	11808
	CA50	13	10.0	2	164	328
	CA50	14	10.0	2	169	169
	CA50	15	10.0	1	199	199
	CA50	16	10.0	2	1027	2054
	CA50	17	10.0	4	143	572
	CA50	18	16.0	4	670	2680
	CA50	19	16.0	2	1137	2274
V3167	CA60	20	5.0	37	129	4773
	CA50	21	10.0	1	125	125
	CA50	22	10.0	1	350	350
	CA50	23	10.0	1	395	395
	CA50	24	10.0	2	856	1712
	CA50	25	10.0	4	270	1080
	CA50	26	10.0	1	235	235
	CA50	27	10.0	2	889	1778
V3168	CA60	28	5.0	55	109	5995
	CA50	29	8.0	1	90	90
	CA50	30	8.0	2	173	346
	CA50	31	10.0	2	1041	2082
	CA50	32	10.0	1	205	205
	CA50	33	10.0	1	304	304
	CA50	34	10.0	1	220	220
	CA50	35	10.0	2	1117	2234
	CA50	36	10.0	2	210	420
V3169	CA60	37	5.0	30	99	2970
	CA50	38	8.0	2	244	488
	CA50	39	10.0	3	461	1383
	CA50	40	10.0	1	235	235
	CA50	41	10.0	1	616	616
	CA50	42	10.0	2	759	1518
V3170	CA60	43	5.0	15	99	1485
	CA60	44	5.0	4	79	316
	CA50	45	8.0	2	368	736
	CA50	46	10.0	2	250	500
	CA50	47	10.0	2	404	808
	CA50	48	10.0	4	93	372
V3171	CA60	49	5.0	55	209	11495
	CA60	50	5.0	7	79	553
	CA50	51	6.3	12	1196	14352
	CA50	52	6.3	12	46	552
	CA50	53	10.0	2	169	338
	CA50	54	10.0	2	280	560
	CA50	55	10.0	2	1101	2202
	CA50	56	10.0	2	181	362
	CA50	57	12.5	6	151	906
	CA50	58	16.0	4	695	2780
	CA50	59	16.0	1	1155	1155
	CA50	60	16.0	1	253	253
	CA50	61	16.0	1	1075	1075
	CA50	62	16.0	1	333	333
V3172	CA60	63	5.0	51	139	7089
	CA50	64	6.3	6	611	3666
	CA50	65	10.0	3	345	1035
	CA50	66	10.0	2	617	1234
	CA50	67	10.0	2	212	424
	CA50	68	10.0	2	252	504
	CA50	69	10.0	2	659	1318
V3173	CA60	70	5.0	39	99	3861
	CA50	71	8.0	2	374	748
	CA50	72	10.0	1	275	275
	CA50	73	10.0	1	335	335
	CA50	74	10.0	2	510	1020
	CA50	75	12.5	2	250	500
	CA50	76	12.5	2	917	1834
V3174	CA60	77	5.0	47	99	4653
	CA60	78	5.0	4	79	316
	CA50	79	8.0	2	260	520
	CA50	80	8.0	2	127	254
	CA50	81	8.0	2	185	370
	CA50	82	8.0	1	170	170
	CA50	83	8.0	1	250	250
	CA50	84	8.0	1	315	315
	CA50	85	8.0	1	1099	1099
	CA50	86	10.0	2	670	1340
	CA50	87	10.0	1	93	372
V3175	CA60	88	5.0	22	99	2178
	CA50	89	6.3	2	307	614
	CA50	90	8.0	2	121	242
	CA50	91	8.0	2	118	236
	CA50	92	8.0	2	347	694
	CA50	93	10.0	3	502	1506
V3176	CA50	94	5.0	10	99	990
	CA50	95	8.0	2	240	480
	CA50	96	8.0	2	283	566
V3177	CA60	97	5.0	9	99	891
	CA50	98	8.0	2	215	430
	CA50	99	8.0	2	258	516
V3178	CA60	100	5.0	56	209	11704
	CA60	101	5.0	8	79	632
	CA50	102	6.3	12	936	11232
	CA50	103	10.0	2	209	418
	CA50	104	10.0	2	183	366
	CA50	105	10.0	2	986	1972
	CA50	106	10.0	4	143	572
	CA50	107	16.0	1	665	665
	CA50	108	16.0	1	623	623
	CA50	109	16.0	1	648	648
	CA50	110	16.0	1	668	668
	CA50	111	16.0	1	993	993
	CA50	112	16.0	2	1096	2192
V3179	CA60	113	5.0	63	139	8757
	CA50	114	6.3	6	611	3666
	CA50	115	8.0	1	161	161
	CA50	116	8.0	2	431	862
	CA50	117	10.0	1	275	275
	CA50	118	10.0	1	315	315
	CA50	119	10.0	1	370	370
	CA50	120	10.0	1	452	452
	CA50	121	10.0	5	617	3085
	CA50	122	10.0	2	196	392
	CA50	123	10.0	2	236	472
V3180	CA60	124	5.0	36	99	3564
	CA50	125	8.0	2	210	420
	CA50	126	8.0	2	809	1618
	CA50	127	8.0	2	170	340
	CA50	128	8.0	1	122	122
	CA50	129	8.0	2	162	324
	CA50	130	8.0	2	825	1650
V3181	CA60	131	5.0	37	99	3663
	CA60	132	5.0	4	79	316
	CA50	133	8.0	2	127	254
	CA50	134	8.0	1	133	133
	CA50	135	8.0	2	195	390
	CA50	136	8.0	2	260	520
	CA50	137	8.0	2	325	650
	CA50	138	8.0	1	365	365
	CA50	139	8.0	2	853	1706
	CA50	140	10.0	1	170	170
	CA50	141	10.0	2	691	1382
	CA50	142	10.0	4	93	372
V3182	CA60	143	5.0	45	209	9405
	CA60	144	5.0	8	79	632
	CA50	145	6.3	12	943	11316
	CA50	146	10.0	2	164	328
	CA50	147	10.0	2	148	296
	CA50	148	10.0	2	986	1972
	CA50	149	10.0	4	143	572
	CA50	150	16.0	4	705	2820
	CA50	151	16.0	2	1096	2192

Resumo do aço

AÇO	DIAM (mm)	C.TOTAL (m)	PESO + 2 % (kg)
CA50	6.3	572.1	142.8
	8.0	238.7	96.1
	10.0	476.9	299.9
	12.5	32.4	31.8
	16.0	213.6	343.7
CA60	5.0	1014.7	159.5
PESO TOTAL (kg)			
CA50	914.3		
CA60	159.5		

Volume de concreto (C-25) = 12.65 m³
Área de forma = 139.87 m²

Nº	Comentário	Data	Autor
0	Emissão inicial		AUGUSTO

PROJETO ENGENHARIA
RUA SAMUEL CEZAR, 440 / AGUA VERDE / FONE: (41) 99606-4118
WWW.PROJETTAR.ENG.BR / COMERCIAL@PROJETTAR.ENG.BR

Obra:
HOSPITAL EM ALVENARIA
RUA DOS PESSEGUEIROS, 39

Código do Projeto: **6306**

Proprietário:
MUNICIPIO DE CORREIA PINTO

Assinatura:

Autor Projeto:
AUGUSTO CESAR HENKE GRUBER
Autor Projeto — CREA PR-33.825/D

Assinatura:

Referências:
ARMADURA VIGAS

Escala: INDICADA
Desenho: AUGUSTO
Coordenador: AUGUSTO
Data:

Prancha: **72** 87
Revisão: R.0

PROJETO ESTRUTURAL

A0-1188x841mm

V3183
ESC 1:50

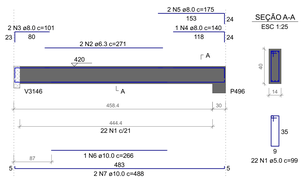

V3184
ESC 1:50

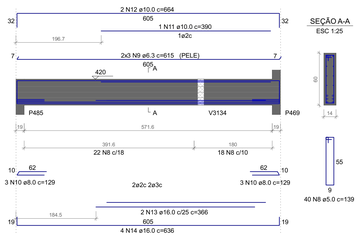

V3185
ESC 1:50

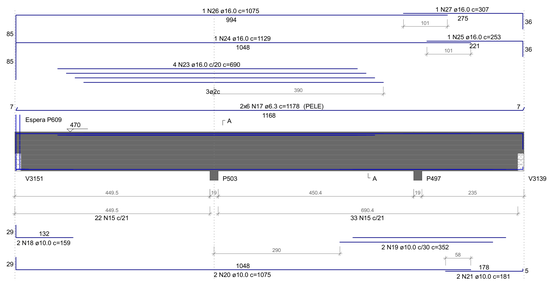

V3186
ESC 1:50

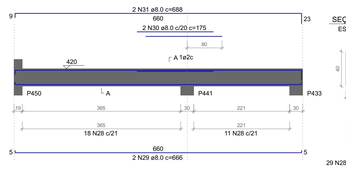

V3187
ESC 1:50

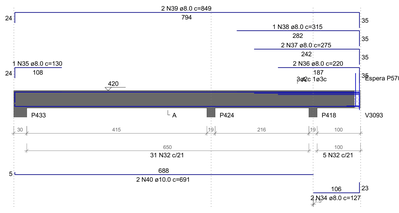

V3188
ESC 1:50

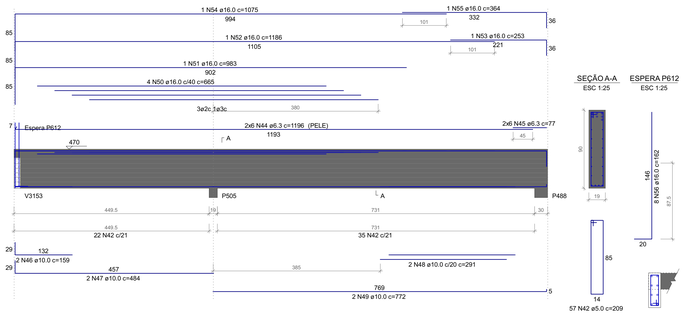

V3189
ESC 1:50

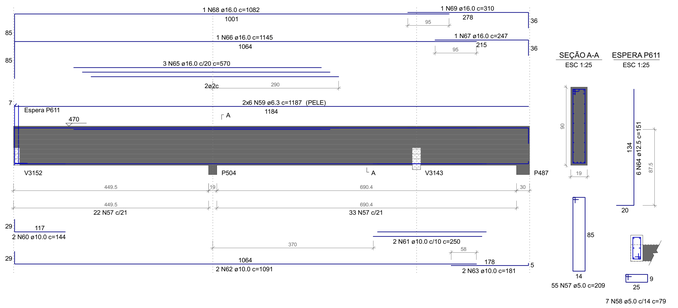

V3190
ESC 1:50

V3191
ESC 1:50

V3192
ESC 1:50

V3193
ESC 1:50

V3194
ESC 1:50

V3195
ESC 1:50

V3196
ESC 1:50

V3197
ESC 1:50

V3198
ESC 1:50

V3199
ESC 1:50

V3200
ESC 1:50

V3201
ESC 1:50

Relação do aço

ELEMENTO	AÇO	N	DIAM (mm)	QUANT	C.UNIT (cm)	C.TOTAL (cm)
V3183	CA60	1	5.0	22	99	2178
	CA50	2	6.3	2	271	542
	CA50	3	8.0	2	101	202
	CA50	4	8.0	1	140	140
	CA50	5	8.0	2	175	350
	CA50	6	10.0	1	266	266
	CA50	7	10.0	2	488	976
V3184	CA60	8	5.0	40	139	5560
	CA50	9	6.3	6	615	3690
	CA50	10	8.0	6	129	774
	CA50	11	10.0	1	390	390
	CA50	12	10.0	2	664	1328
	CA50	13	16.0	2	366	732
	CA50	14	16.0	4	636	2544
V3185	CA60	15	5.0	55	209	11495
	CA60	16	5.0	8	79	632
	CA50	17	6.3	12	1178	14136
	CA50	18	10.0	2	159	318
	CA50	19	10.0	2	352	704
	CA50	20	10.0	2	1075	2150
	CA50	21	10.0	2	181	362
	CA50	22	10.0	4	143	572
	CA50	23	16.0	4	690	2760
	CA50	24	16.0	1	1129	1129
	CA50	25	16.0	1	253	253
	CA50	26	16.0	1	1075	1075
	CA50	27	16.0	1	307	307
V3186	CA60	28	5.0	29	99	2871
	CA50	29	8.0	2	666	1332
	CA50	30	8.0	2	175	350
	CA50	31	8.0	2	688	1376
V3187	CA60	32	5.0	36	99	3564
	CA60	33	5.0	4	79	316
	CA50	34	8.0	2	127	254
	CA50	35	8.0	1	130	130
	CA50	36	8.0	2	220	440
	CA50	37	8.0	2	275	550
	CA50	38	8.0	1	315	315
	CA50	39	8.0	2	849	1698
	CA50	40	10.0	2	691	1382
	CA50	41	10.0	4	93	372
V3188	CA60	42	5.0	57	209	11913
	CA60	43	5.0	7	99	693
	CA50	44	6.3	12	1196	14352
	CA50	45	6.3	12	77	924
	CA50	46	10.0	2	159	318
	CA50	47	10.0	2	484	968
	CA50	48	10.0	2	291	582
	CA50	49	10.0	2	772	1544
	CA50	50	16.0	4	665	2660
	CA50	51	16.0	1	983	983
	CA50	52	16.0	1	1186	1186
	CA50	53	16.0	1	253	253
	CA50	54	16.0	1	1075	1075
	CA50	55	16.0	1	364	364
	CA50	56	16.0	8	162	1296
V3189	CA60	57	5.0	55	209	11495
	CA60	58	5.0	7	79	553
	CA50	59	6.3	12	1187	14244
	CA50	60	10.0	2	144	288
	CA50	61	10.0	2	250	500
	CA50	62	10.0	2	1091	2182
	CA50	63	10.0	2	181	362
	CA50	64	12.5	6	151	906
	CA50	65	16.0	3	570	1710
	CA50	66	16.0	1	1145	1145
	CA50	67	16.0	1	247	247
	CA50	68	16.0	1	1082	1082
	CA50	69	16.0	1	310	310
V3190	CA60	70	5.0	20	139	2780
	CA50	71	6.3	6	CORR	3630
	CA50	72	8.0	1	113	113
	CA50	73	8.0	2	382	764
	CA50	74	10.0	2	325	650
	CA50	75	10.0	2	610	1220
	CA50	76	10.0	2	171	342
	CA50	77	10.0	2	261	522
V3191	CA60	78	5.0	24	99	2376
	CA50	79	10.0	1	298	298
	CA50	80	10.0	2	563	1126
	CA50	81	10.0	2	195	390
	CA50	82	10.0	2	614	1228
V3192	CA50	83	5.0	36	99	3564
	CA50	84	6.3	2	329	658
	CA50	85	6.3	1	364	364
	CA50	86	10.0	3	799	2397
	CA50	87	10.0	2	199	398
	CA50	88	10.0	2	259	518
	CA50	89	16.0	1	245	245
	CA50	90	16.0	1	305	610
V3193	CA60	91	5.0	35	99	3465
	CA50	92	8.0	2	794	1588
	CA50	93	8.0	1	123	123
	CA50	94	8.0	2	788	1576
V3194	CA60	95	5.0	30	99	2970
	CA50	96	6.3	2	226	452
	CA50	97	10.0	1	336	336
	CA50	98	10.0	2	695	1390
	CA50	99	12.5	2	179	358
	CA50	100	12.5	2	224	448
	CA50	101	12.5	1	164	164
	CA50	102	12.5	1	189	189
	CA50	103	12.5	2	269	538
V3195	CA60	104	5.0	30	99	2970
	CA50	105	6.3	2	246	492
	CA50	106	10.0	2	681	1362
	CA50	107	10.0	2	187	374
	CA50	108	10.0	2	232	464
	CA50	109	12.5	1	188	188
	CA50	110	12.5	1	228	228
	CA50	111	12.5	2	283	566
V3196	CA60	112	5.0	20	99	1980
	CA50	113	8.0	2	465	930
	CA50	114	8.0	1	110	110
V3197	CA50	115	8.0	2	473	946
	CA60	116	5.0	20	99	1980
	CA50	117	8.0	2	465	930
	CA50	118	10.0	1	171	171
	CA50	119	10.0	2	508	1016
V3198	CA60	120	5.0	28	99	2772
	CA60	121	5.0	4	79	316
	CA50	122	8.0	2	609	1218
	CA50	123	8.0	2	605	1210
	CA50	124	10.0	6	93	558
V3199	CA60	125	5.0	58	99	5742
	CA50	126	6.3	2	283	566
	CA50	127	8.0	2	508	1016
	CA50	128	10.0	1	338	338
	CA50	129	10.0	2	684	1368
	CA50	130	10.0	2	173	346
	CA50	131	10.0	2	218	436
	CA50	132	10.0	2	235	470
	CA50	133	10.0	1	300	300
	CA50	134	10.0	2	737	1474
V3200	CA60	135	5.0	54	99	5346
	CA50	136	10.0	1	324	324
	CA50	137	10.0	2	1102	2204
	CA50	138	12.5	1	164	164
	CA50	139	12.5	2	280	560
	CA50	140	12.5	1	149	149
	CA50	141	12.5	2	1112	2224
V3201	CA60	142	5.0	45	99	4455
	CA60	143	5.0	4	79	316
	CA50	144	8.0	2	473	946
	CA50	145	10.0	2	529	1058
	CA50	146	10.0	1	158	158
	CA50	147	10.0	1	195	195
	CA50	148	10.0	2	951	1902
	CA50	149	10.0	6	93	558

Resumo do aço

AÇO	DIAM (mm)	C.TOTAL (m)	PESO + 2 % (kg)
CA50	6.3	536.9	134
	8.0	193.9	78
	10.0	418.2	263
	12.5	66.9	65.7
	16.0	219.7	353.6
CA60	5.0	923.1	145.1
PESO TOTAL (kg)			
CA50	894.3		
CA60	145.1		

Volume de concreto (C-25) = 12.27 m³
Área de forma = 152.25 m²

Nº	Comentário	Data	Autor
0	Emissão inicial		AUGUSTO

PROJETO ENGENHARIA
RUA SAMUEL CEZAR, 440 - AGUA VERDE / FONE: (41) 99206-4148
WWW.PROJETTOENG.BR / COMERCIAL@PROJETTOENG.BR

Obra:
HOSPITAL EM ALVENARIA
RUA DOS PESSEGUEIROS, SN

Código do Projeto: **6306**

Proprietário:
MUNICIPIO DE CORREIA PINTO

Assinatura:

Autor Projeto:
AUGUSTO CESAR HENKE GRUBER
Autor Projeto — CREA PR-33.829/D

Assinatura:

Referências:
ARMADURA VIGAS

Escala: INDICADA
Desenho: AUGUSTO
Coordenador: AUGUSTO
Data:

Prancha: **73** 87
Revisão: R.0

PROJETO ESTRUTURAL

A0-1188x841mm

Relação do aço

ELEMENTO	AÇO	N	DIAM (mm)	QUANT	C.UNIT (cm)	C.TOTAL (cm)
V3202	CA60	1	5.0	25	99	2475
	CA50	2	10.0	2	348	696
	CA50	3	10.0	3	577	1731
	CA50	4	10.0	1	154	154
	CA50	5	10.0	2	194	388
	CA50	6	10.0	1	176	176
	CA50	7	10.0	2	621	1242
V3203	CA60	8	5.0	44	99	4356
	CA50	9	8.0	2	339	678
	CA50	10	10.0	1	284	284
	CA50	11	10.0	3	597	1791
	CA50	12	12.5	2	275	550
	CA50	13	12.5	2	704	1408
	CA50	14	16.0	1	217	217
	CA50	15	16.0	2	302	604
V3204	CA60	16	5.0	23	99	2277
	CA50	17	8.0	2	115	230
	CA50	18	8.0	2	93	186
	CA50	19	10.0	2	539	1078
	CA50	20	12.5	1	233	233
	CA50	21	12.5	3	596	1788
V3205	CA60	22	5.0	21	99	2079
	CA50	23	10.0	2	483	966
	CA50	24	10.0	1	175	175
	CA50	25	10.0	1	200	200
	CA50	26	10.0	2	528	1056
V3206	CA60	27	5.0	28	99	2772
	CA50	28	8.0	2	604	1208
	CA50	29	8.0	1	116	116
	CA50	30	8.0	1	107	107
	CA50	31	8.0	2	636	1272
V3207	CA60	32	5.0	59	99	5841
	CA50	33	8.0	2	682	1364
	CA50	34	8.0	2	215	430
	CA50	35	8.0	1	154	154
	CA50	36	8.0	2	1099	2198
	CA50	37	8.0	2	201	402
	CA50	38	10.0	2	510	1020
V3208	CA60	39	5.0	54	99	5346
	CA50	40	6.3	2	303	606
	CA50	41	8.0	2	508	1016
	CA50	42	10.0	1	358	358
	CA50	43	10.0	2	684	1368
	CA50	44	10.0	1	176	176
	CA50	45	10.0	2	216	432
	CA50	46	12.5	1	230	230
	CA50	47	12.5	1	270	270
	CA50	48	12.5	2	748	1496
V3209	CA60	49	5.0	54	99	5346
	CA50	50	6.3	2	254	508
	CA50	51	8.0	2	500	1000
	CA50	52	8.0	2	139	278
	CA50	53	8.0	2	174	348
	CA50	54	10.0	1	304	304
	CA50	55	10.0	2	585	1170
	CA50	56	10.0	2	205	410
	CA50	57	10.0	2	722	1444
V3210	CA60	58	5.0	48	99	4752
	CA50	59	8.0	2	500	1000
	CA50	60	10.0	1	339	339
	CA50	61	10.0	2	592	1184
	CA50	62	10.0	1	180	180
	CA50	63	10.0	3	275	825
	CA50	64	10.0	1	142	142
	CA50	65	10.0	2	1145	2290
V3211	CA60	66	5.0	39	99	3861
	CA50	67	6.3	2	229	458
	CA50	68	8.0	2	801	1602
	CA50	69	8.0	1	108	108
	CA50	70	8.0	2	168	336
	CA50	71	8.0	1	155	155
	CA50	72	8.0	2	439	878
V3212	CA60	73	5.0	41	99	4059
	CA50	74	8.0	2	432	864
	CA50	75	10.0	2	490	980
	CA50	76	10.0	1	173	173
	CA50	77	10.0	1	185	185
	CA50	78	10.0	2	971	1942
V3213	CA60	79	5.0	46	99	4554
	CA50	80	5.0	3	79	237
	CA50	81	8.0	2	943	1886
	CA50	82	8.0	2	185	370
	CA50	83	8.0	2	952	1904
V3214	CA50	84	12.5	8	101	808
	CA50	85	5.0	4	135	540
	CA60	86	5.0	49	99	4851
	CA60	87	5.0	4	79	316
	CA50	88	6.3	2	280	560
	CA50	89	8.0	2	627	1254
	CA50	90	8.0	2	101	202
	CA50	91	8.0	2	753	1506
	CA50	92	10.0	2	461	922
V3215	CA50	93	10.0	16	93	1488
	CA60	94	5.0	59	209	12331
	CA60	95	5.0	8	79	632
	CA50	96	6.3	12	1196	14352
	CA50	97	6.3	12	92	1104
	CA50	98	10.0	2	184	368
	CA50	99	10.0	2	484	968
	CA50	100	10.0	2	403	806
	CA50	101	10.0	2	787	1574
	CA50	102	10.0	6	143	858
	CA50	103	16.0	6	705	4230
	CA50	104	16.0	1	933	933
	CA50	105	16.0	1	973	973
	CA50	106	16.0	1	1196	1196
	CA50	107	16.0	1	256	256
	CA50	108	16.0	1	1077	1077
	CA50	109	16.0	1	374	374
V3216	CA60	110	5.0	34	99	3366
	CA50	111	16.0	2	285	570
	CA50	112	16.0	2	561	1122
	CA50	113	16.0	1	227	227
	CA50	114	16.0	1	267	267
	CA50	115	16.0	2	649	1298
V3217	CA60	116	5.0	45	99	4455
	CA50	117	6.3	2	273	546
	CA50	118	8.0	2	339	678
	CA50	119	10.0	2	338	676
	CA50	120	10.0	3	613	1839
	CA50	121	10.0	1	135	135
	CA50	122	10.0	2	452	904
	CA50	123	16.0	2	216	432
	CA50	124	16.0	2	301	602
V3218	CA60	125	5.0	31	99	3069
	CA60	126	5.0	4	79	316
	CA50	127	8.0	2	93	186
	CA50	128	8.0	2	689	1378
	CA50	129	10.0	4	93	372
	CA50	130	16.0	1	239	239
	CA50	131	16.0	2	739	1478
V3219	CA60	132	5.0	31	99	3069
	CA50	133	8.0	2	129	258
	CA50	134	10.0	3	157	471
	CA50	135	10.0	2	645	1290
	CA50	136	16.0	2	423	846
	CA50	137	16.0	2	630	1260
V3220	CA60	138	5.0	43	109	4687
	CA50	139	6.3	2	205	410
	CA50	140	8.0	1	116	116
	CA50	141	8.0	2	250	500
	CA50	142	8.0	3	104	312
	CA50	143	10.0	3	340	1020
	CA50	144	10.0	2	947	1894
	CA50	145	16.0	1	260	260
	CA50	146	16.0	2	445	890
V3221	CA60	147	5.0	43	99	4257
	CA50	148	8.0	2	950	1900
	CA50	149	8.0	1	180	180
	CA50	150	8.0	1	127	127
	CA50	151	8.0	1	167	167
	CA50	152	8.0	2	992	1984
V3222	CA60	153	5.0	31	99	3069
	CA60	154	5.0	4	79	316
	CA50	155	8.0	2	177	354
	CA50	156	10.0	2	513	1026
	CA50	157	10.0	4	93	372
	CA50	158	12.5	1	275	275
	CA50	159	12.5	1	360	360
	CA50	160	12.5	2	728	1456

Resumo do aço

AÇO	DIAM (mm)	C.TOTAL (m)	PESO + 2 % (kg)
CA50	6.3	185.5	46.3
	8.0	312	125.5
	10.0	418.5	263.1
	12.5	88.8	87.2
	16.0	193.6	311.5
CA60	5.0	932.3	146.6

PESO TOTAL (kg)	
CA50	833.7
CA60	146.6

Volume de concreto (C-25) = 10.91 m³
Área de forma = 136.75 m²

V3202
ESC 1:50

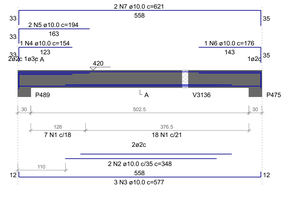

V3203
ESC 1:50

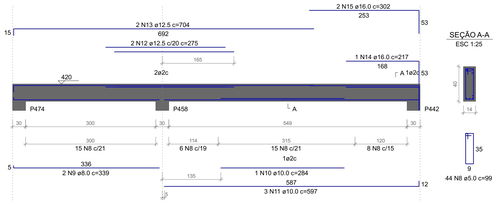

V3204
ESC 1:50

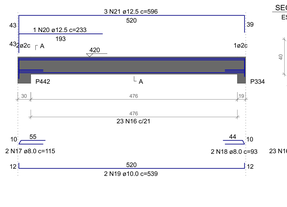

V3205
ESC 1:50

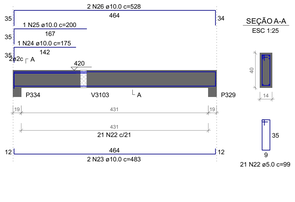

V3206
ESC 1:50

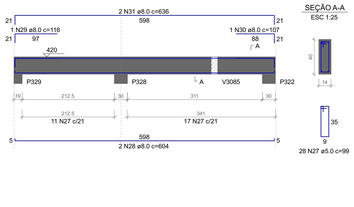

V3207
ESC 1:50

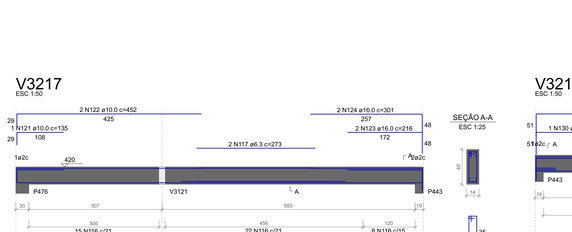

V3208
ESC 1:50

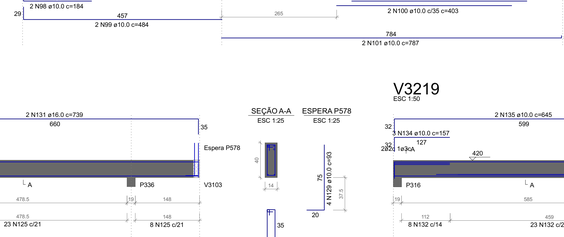

V3209
ESC 1:50

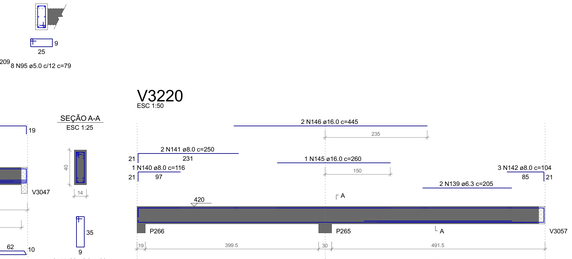

V3210
ESC 1:50



V3211
ESC 1:50

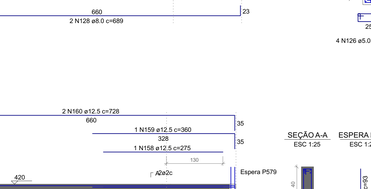

V3212
ESC 1:50



V3213
ESC 1:50



V3214
ESC 1:50

V3215
ESC 1:50

V3216
ESC 1:50

V3217
ESC 1:50

V3218
ESC 1:50

V3219
ESC 1:50

V3220
ESC 1:50

V3221
ESC 1:50

V3222
ESC 1:50

Nº	Comentário	Data	Autor
0	Emissão inicial		AUGUSTO

PROJETO ENGENHARIA
RUA SAMUEL CEZAN, 440 - AGUA VERDE / FONE: (41) 99206-4118
WWW.PROJETTO6.ENG.BR / COMERCIAL@PROJETTO6.ENG.BR

Obra:	HOSPITAL EM ALVENARIA RUA DOS PESSEGUEIROS, SN
Código do Projeto:	6306
Proprietário:	MUNICIPIO DE CORREIA PINTO
Assinatura:	
Autor Projeto:	AUGUSTO CESAR HENKE GRUBER Autor Projeto CREA PR-33.829/D
Assinatura:	
Referências:	ARMADURA VIGAS
Escala:	INDICADA
Prancha:	74
Desenho:	AUGUSTO
Coordenador:	AUGUSTO
Data:	
Revisão:	R.0

87

PROJETO ESTRUTURAL

AO-1188x841mm

V3223
ESC 1:50

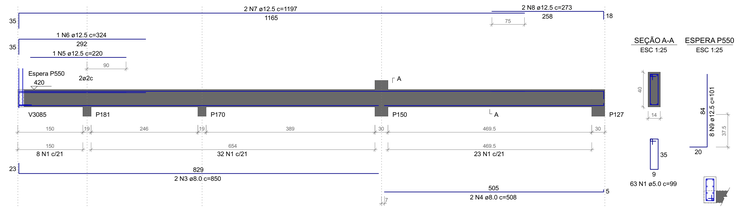

SEÇÃO A-A
ESC 1:25

63 N1 ø5.0 c=99

ESPERA P550
ESC 1:25

3 N2 ø5.0 c/14 c=79

V3224
ESC 1:50

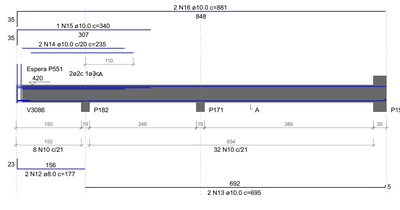

SEÇÃO A-A
ESC 1:25



40 N10 ø5.0 c=99

ESPERA P551
ESC 1:25



3 N11 ø5.0 c/14 c=79

V3225
ESC 1:50



SEÇÃO A-A
ESC 1:25



5 N18 ø5.0 c=99

ESPERA P541
ESC 1:25

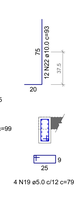

4 N19 ø5.0 c/12 c=79

V3226
ESC 1:50

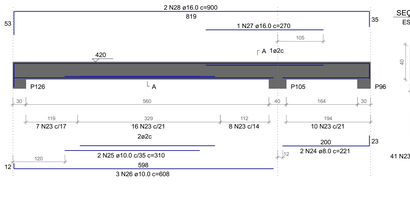

SEÇÃO A-A
ESC 1:25



41 N23 ø5.0 c=99

V3227
ESC 1:50

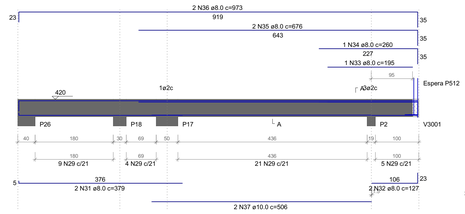

SEÇÃO A-A
ESC 1:25

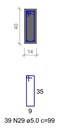

39 N29 ø5.0 c=99

ESPERA P512
ESC 1:25

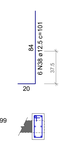

3 N30 ø5.0 c/14 c=79

V3228
ESC 1:50

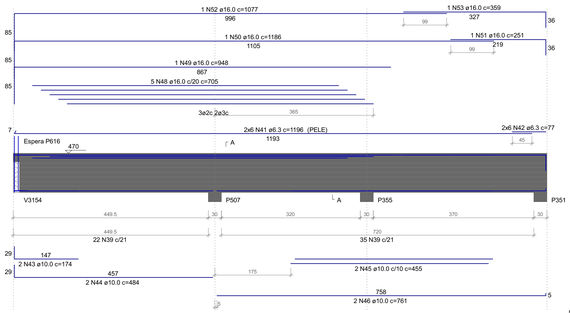

SEÇÃO A-A
ESC 1:25

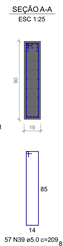

ESPERA P616
ESC 1:25



V3229
ESC 1:50

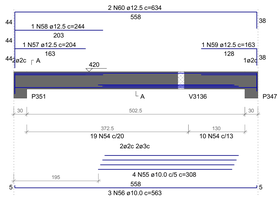

SEÇÃO A-A
ESC 1:25



29 N54 ø5.0 c=99

V3230
ESC 1:50

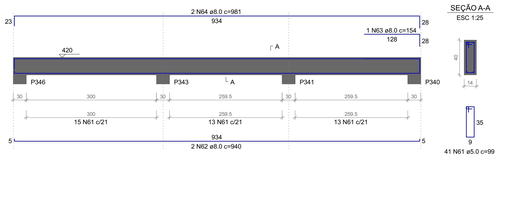

SEÇÃO A-A
ESC 1:25

41 N61 ø5.0 c=99

V3231
ESC 1:50

SEÇÃO A-A
ESC 1:25

31 N65 ø5.0 c=99

ESPERA P580
ESC 1:25

4 N66 ø5.0 c/12 c=79

V3232
ESC 1:50

SEÇÃO A-A
ESC 1:25

49 N73 ø5.0 c=99

V3233
ESC 1:50

SEÇÃO A-A
ESC 1:25

50 N79 ø5.0 c=109

ESPERA P598
ESC 1:25

4 N80 ø5.0 c/14 c=79

V3234
ESC 1:50

SEÇÃO A-A
ESC 1:25

26 N91 ø5.0 c=99

V3235
ESC 1:50

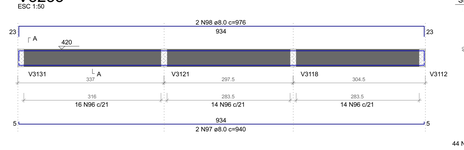

SEÇÃO A-A
ESC 1:25

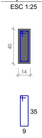

44 N96 ø5.0 c=99

V3236
ESC 1:50

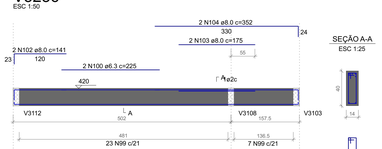

SEÇÃO A-A
ESC 1:25

30 N99 ø5.0 c=99

V3237
ESC 1:50

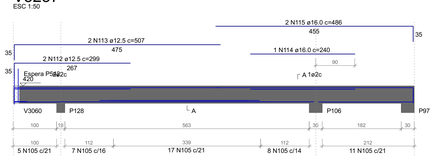

SEÇÃO A-A
ESC 1:25



48 N105 ø5.0 c=99

ESPERA P542
ESC 1:25

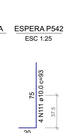

4 N106 ø5.0 c/12 c=79

V3238
ESC 1:50

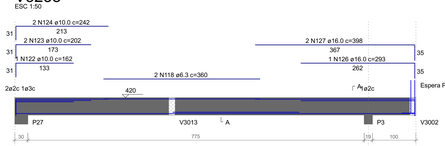

SEÇÃO A-A
ESC 1:25



45 N116 ø5.0 c=99

ESPERA P513
ESC 1:25

4 N117 ø5.0 c/12 c=79

V3239
ESC 1:50

SEÇÃO A-A
ESC 1:25

41 N128 ø5.0 c=99

ESPERA P552
ESC 1:25

4 N129 ø5.0 c/12 c=79

V3240
ESC 1:50

SEÇÃO A-A
ESC 1:25

48 N139 ø5.0 c=99

ESPERA P543
ESC 1:25

4 N140 ø5.0 c/12 c=79

Relação do aço

ELEMENTO	AÇO	N	DIAM (mm)	QUANT	C.UNIT (cm)	C.TOTAL (cm)
V3223	CA60	1	5.0	63	99	6237
	CA60	2	5.0	3	79	237
	CA50	3	8.0	2	850	1700
	CA50	4	8.0	2	508	1016
	CA50	5	12.5	1	220	220
	CA50	6	12.5	1	324	324
	CA50	7	12.5	2	1197	2394
	CA50	8	12.5	2	273	546
	CA50	9	12.5	8	101	808
V3224	CA60	10	5.0	40	99	3960
	CA60	11	5.0	3	79	237
	CA50	12	8.0	2	177	354
	CA50	13	10.0	2	695	1390
	CA50	14	10.0	1	235	470
	CA50	15	10.0	1	340	340
	CA50	16	10.0	2	881	1762
	CA50	17	12.5	2	101	606
V3225	CA50	18	5.0	5	99	495
	CA60	19	5.0	4	79	316
	CA50	20	8.0	2	133	266
	CA50	21	8.0	2	163	326
	CA50	22	10.0	12	93	1116
V3226	CA60	23	5.0	41	99	4059
	CA50	24	8.0	2	221	442
	CA50	25	10.0	2	310	620
	CA50	26	10.0	3	608	1824
	CA50	27	16.0	1	270	270
	CA50	28	16.0	2	900	1800
V3227	CA60	29	5.0	39	99	3861
	CA60	30	5.0	3	79	237
	CA50	31	8.0	2	379	758
	CA50	32	8.0	2	127	254
	CA50	33	8.0	1	195	195
	CA50	34	8.0	1	260	260
	CA50	35	8.0	2	676	1352
	CA50	36	8.0	2	973	1946
	CA50	37	10.0	2	506	1012
	CA50	38	12.5	6	101	606
V3228	CA60	39	5.0	57	209	11913
	CA60	40	5.0	8	79	632
	CA50	41	6.3	12	1196	14352
	CA50	42	6.3	12	77	924
	CA50	43	10.0	2	174	348
	CA50	44	10.0	2	484	968
	CA50	45	10.0	2	455	910
	CA50	46	10.0	2	761	1522
	CA50	47	10.0	16	143	2288
	CA50	48	16.0	5	705	3525
	CA50	49	16.0	1	948	948
	CA50	50	16.0	1	1186	1186
	CA50	51	16.0	1	251	251
	CA50	52	16.0	1	1077	1077
	CA50	53	16.0	1	359	359
V3229	CA60	54	5.0	29	99	2871
	CA50	55	10.0	4	308	1232
	CA50	56	10.0	3	563	1689
	CA50	57	12.5	1	204	204
	CA50	58	12.5	1	244	244
	CA50	59	12.5	1	163	163
	CA50	60	12.5	2	634	1268
V3230	CA60	61	5.0	41	99	4059
	CA50	62	8.0	2	940	1880
	CA50	63	8.0	1	154	154
	CA50	64	8.0	2	981	1962
V3231	CA60	65	5.0	31	99	3069
	CA60	66	5.0	4	79	316
	CA50	67	8.0	2	177	354
	CA50	68	10.0	2	506	1012
	CA50	69	10.0	8	93	744
	CA50	70	12.5	1	290	290
	CA50	71	12.5	1	360	360
	CA50	72	12.5	2	730	1460
V3232	CA60	73	5.0	49	99	4851
	CA50	74	6.3	2	220	440
	CA50	75	8.0	2	1056	2112
	CA50	76	8.0	2	155	310
	CA50	77	8.0	2	425	850
	CA50	78	8.0	2	455	910
V3233	CA60	79	5.0	50	109	5450
	CA50	80	5.0	4	79	316
	CA50	81	6.3	2	383	766
	CA50	82	8.0	2	83	166
	CA50	83	8.0	2	166	332
	CA50	84	10.0	2	467	934
	CA50	85	10.0	1	178	178
	CA50	86	10.0	2	756	1512
	CA50	87	10.0	2	255	510
	CA50	88	10.0	2	370	740
	CA50	89	10.0	2	745	1490
	CA50	90	12.5	2	106	636
V3234	CA60	91	5.0	26	99	2574
	CA50	92	8.0	1	83	83
	CA50	93	8.0	2	569	1138
	CA50	94	8.0	1	121	121
	CA50	95	8.0	2	600	1200
V3235	CA60	96	5.0	44	99	4356
	CA50	97	8.0	2	940	1880
	CA50	98	8.0	2	976	1952
V3236	CA60	99	5.0	30	99	2970
	CA50	100	6.3	2	225	450
	CA50	101	8.0	2	661	1322
	CA50	102	8.0	2	141	282
	CA50	103	8.0	2	175	350
	CA50	104	8.0	2	352	704
V3237	CA60	105	5.0	48	99	4752
	CA60	106	5.0	4	79	316
	CA50	107	8.0	2	127	254
	CA50	108	8.0	2	239	478
	CA50	109	10.0	2	343	1029
	CA50	110	10.0	2	583	1166
	CA50	111	10.0	4	93	372
	CA50	112	12.5	2	299	598
	CA50	113	12.5	2	507	1014
	CA50	114	16.0	1	240	240
	CA50	115	16.0	2	486	972
V3238	CA60	116	5.0	45	99	4455
	CA50	117	5.0	4	79	316
	CA50	118	6.3	2	360	720
	CA50	119	8.0	2	127	254
	CA50	120	10.0	1	290	290
	CA50	121	10.0	3	823	2469
	CA50	122	10.0	1	162	162
	CA50	123	10.0	2	202	404
	CA50	124	10.0	2	242	484
	CA50	125	10.0	4	93	372
	CA50	126	16.0	1	293	293
	CA50	127	16.0	2	398	796
V3239	CA60	128	5.0	41	99	4059
	CA60	129	5.0	4	79	316
	CA50	130	6.3	2	199	398
	CA50	131	8.0	2	177	354
	CA50	132	8.0	2	161	322
	CA50	133	10.0	1	224	224
	CA50	134	10.0	2	695	1390
	CA50	135	10.0	1	301	301
	CA50	136	10.0	6	93	558
	CA50	137	16.0	2	333	666
	CA50	138	16.0	2	563	1126
V3240	CA50	139	5.0	48	99	4752
	CA60	140	5.0	4	79	316
	CA50	141	8.0	2	127	254
	CA50	142	8.0	2	242	484
	CA50	143	10.0	3	340	1020
	CA50	144	10.0	2	591	1182
	CA50	145	10.0	4	93	372
	CA50	146	12.5	1	230	230
	CA50	147	12.5	1	299	299
	CA50	148	12.5	2	509	1018
	CA50	149	16.0	1	240	240
	CA50	150	16.0	2	483	966

Resumo do aço

AÇO	DIAM (mm)	C.TOTAL (m)	PESO + 2 % (kg)
CA50	6.3	180.5	45.1
	8.0	293.4	118.1
	10.0	360.4	226.6
	12.5	132.9	130.6
	16.0	147.2	236.9
CA60	5.0	823	129.4
PESO TOTAL (kg)			
CA50	757.2		
CA60	129.4		

Volume de concreto (C-25) = 9.6 m³
Área de forma = 121.59 m²

Nº	Comentário	Data	Autor
0	Emissão inicial		AUGUSTO

PROJETO ENGENHARIA
RUA SAMUEL CEZAR, 440 - AGUA VERDE - / FONE: (41) 99264-8116
WWW.PROJETOTAK.ENG.BR / COMERCIAL@PROJETOTAK.ENG.BR

Obra:
HOSPITAL EM ALVENARIA
RUA DOS PESSEGUEIROS, SN

Código do Projeto :
6306

Proprietário:
MUNICIPIO DE CORREIA PINTO

Assinatura:

Autor Projeto:
AUGUSTO CESAR HENKE GRUBER
Autor Projeto — CREA PR-33 829/D

Assinatura:

Referências:
ARMADURA VIGAS

Escala:
INDICADA

Prancha:
75
87

Desenho:
AUGUSTO

Coordenador:
AUGUSTO

Data:

Revisão:
R.0

PROJETO ESTRUTURAL

A0-1188x841mm

Relação do aço

ELEMENTO	AÇO	N	DIAM (mm)	QUANT	C.UNIT (cm)	C.TOTAL (cm)
V3241	CA60	1	5.0	41	119	4879
	CA50	2	5.0	5	99	495
	CA60	3	5.0	4	79	316
	CA50	4	8.0	2	229	458
	CA50	5	8.0	2	127	254
	CA50	6	10.0	3	390	1170
	CA50	7	10.0	2	572	1144
	CA50	8	10.0	4	93	372
	CA50	9	16.0	2	330	660
	CA50	10	16.0	2	964	1928
V3242	CA60	11	5.0	20	99	1980
	CA50	12	8.0	1	128	128
	CA50	13	8.0	2	476	952
	CA50	14	10.0	2	438	876
V3243	CA60	15	5.0	48	99	4752
	CA60	16	5.0	4	79	316
	CA50	17	8.0	2	127	254
	CA50	18	8.0	2	239	478
	CA50	19	10.0	3	348	1044
	CA50	20	10.0	2	583	1166
	CA50	21	10.0	4	93	372
	CA50	22	12.5	1	200	200
	CA50	23	12.5	1	294	294
	CA50	24	12.5	2	507	1014
	CA50	25	16.0	1	245	245
	CA50	26	16.0	2	486	972
V3244	CA60	27	5.0	45	99	4455
	CA60	28	5.0	4	79	316
	CA60	29	6.3	2	365	730
	CA50	30	8.0	2	127	254
	CA50	31	10.0	2	310	620
	CA50	32	10.0	3	823	2469
	CA50	33	10.0	1	166	166
	CA50	34	10.0	2	206	412
	CA50	35	10.0	2	266	532
	CA50	36	10.0	4	93	372
	CA50	37	16.0	1	293	293
	CA50	38	16.0	2	373	746
V3245	CA60	39	5.0	40	99	3960
	CA60	40	5.0	3	79	237
	CA50	41	6.3	2	209	418
	CA50	42	8.0	2	177	354
	CA50	43	8.0	2	162	324
	CA50	44	10.0	1	254	254
	CA50	45	10.0	2	695	1390
	CA50	46	12.5	6	101	606
	CA50	47	16.0	2	333	666
	CA50	48	16.0	2	553	1106
V3246	CA60	49	5.0	48	99	4752
	CA60	50	5.0	4	79	316
	CA50	51	8.0	2	127	254
	CA50	52	8.0	2	242	484
	CA50	53	10.0	3	340	1020
	CA50	54	10.0	2	591	1182
	CA50	55	10.0	4	93	372
	CA50	56	12.5	2	250	500
	CA50	57	12.5	2	245	490
	CA50	58	12.5	2	983	1966
V3247	CA60	59	5.0	49	99	4851
	CA60	60	8.0	2	1088	2176
	CA50	61	8.0	2	1112	2224
V3248	CA60	62	5.0	46	119	5474
	CA60	63	5.0	5	99	495
	CA60	64	5.0	4	79	316
	CA50	65	8.0	2	252	504
	CA50	66	8.0	2	127	254
	CA50	67	10.0	4	460	1840
	CA50	68	10.0	2	592	1184
	CA50	69	10.0	4	93	372
	CA50	70	16.0	2	330	660
	CA50	71	16.0	2	992	1984
V3249	CA60	72	5.0	40	99	3960
	CA60	73	5.0	4	79	316
	CA50	74	8.0	2	177	354
	CA50	75	10.0	1	274	274
	CA50	76	10.0	2	702	1404
	CA50	77	10.0	4	93	372
	CA50	78	12.5	1	265	265
	CA50	79	12.5	1	329	329
	CA50	80	12.5	2	880	1760
V3250	CA60	81	5.0	48	99	4752
	CA60	82	5.0	4	79	316
	CA50	83	8.0	2	127	254
	CA50	84	8.0	2	239	478
	CA50	85	10.0	3	348	1044
	CA50	86	10.0	2	583	1166
	CA50	87	10.0	4	93	372
	CA50	88	12.5	1	230	230
	CA50	89	12.5	1	299	299
	CA50	90	12.5	2	507	1014
	CA50	91	16.0	1	240	240
	CA50	92	16.0	2	486	972
V3251	CA60	93	5.0	48	99	4752
	CA60	94	5.0	4	79	316
	CA50	95	6.3	2	355	710
	CA50	96	8.0	2	127	254
	CA50	97	10.0	2	455	910
	CA50	98	10.0	3	823	2469
	CA50	99	10.0	4	93	372
	CA50	100	12.5	2	209	418
	CA50	101	12.5	2	269	538
	CA50	102	16.0	2	303	606
	CA50	103	16.0	2	383	766
V3252	CA60	104	5.0	40	99	3960
	CA60	105	5.0	4	79	316
	CA50	106	8.0	2	177	354
	CA50	107	10.0	1	279	279
	CA50	108	10.0	2	702	1404
	CA50	109	10.0	4	93	372
	CA50	110	12.5	1	240	240
	CA50	111	12.5	1	359	359
	CA50	112	12.5	2	891	1782
V3253	CA60	113	5.0	43	99	4257
	CA60	114	5.0	4	79	316
	CA50	115	8.0	2	127	254
	CA50	116	8.0	2	231	462
	CA50	117	10.0	1	331	331
	CA50	118	10.0	2	591	1182
	CA50	119	10.0	1	190	190
	CA50	120	10.0	1	270	270
	CA50	121	10.0	1	310	310
	CA50	122	10.0	2	225	450
	CA50	123	10.0	2	984	1968
	CA50	124	10.0	4	93	372
V3254	CA60	125	5.0	153	119	13447
	CA50	126	6.3	6	CORR	3024
	CA50	127	8.0	4	280	1120
	CA50	128	8.0	1	153	153
	CA50	129	8.0	1	154	154
	CA50	130	10.0	1	215	215
	CA50	131	10.0	2	491	982
	CA50	132	10.0	1	170	170
	CA50	133	10.0	1	183	183
	CA50	134	10.0	2	1087	2174
V3255	CA60	135	5.0	12	99	1188
	CA50	136	8.0	2	290	580
	CA50	137	8.0	2	302	604
V3256	CA60	138	5.0	52	99	5148
	CA60	139	5.0	4	79	316
	CA50	140	8.0	2	229	458
	CA50	141	8.0	2	127	254
	CA50	142	8.0	1	255	255
	CA50	143	8.0	2	336	672
	CA50	144	10.0	2	370	740
	CA50	145	10.0	2	575	1150
	CA50	146	10.0	4	93	372
	CA50	147	16.0	1	290	290
	CA50	148	16.0	1	288	288
	CA50	149	16.0	2	971	1942
V3257	CA60	150	5.0	40	99	3960
	CA60	151	5.0	4	79	316
	CA50	152	8.0	2	177	354
	CA50	153	10.0	3	702	2106
	CA50	154	10.0	2	250	500
	CA50	155	10.0	1	565	565
	CA50	156	10.0	2	903	1806
	CA50	157	10.0	4	93	372
V3258	CA60	158	5.0	43	99	4257
	CA60	159	5.0	4	79	316
	CA50	160	6.3	2	325	650
	CA50	161	8.0	2	925	1850
	CA50	162	8.0	2	256	512
	CA50	163	8.0	1	115	115
	CA50	164	8.0	2	402	804
	CA50	165	10.0	4	93	372

Resumo do aço

AÇO	DIAM (mm)	C.TOTAL (m)	PESO + 2 % (kg)
CA50	6.3	55.4	13.8
	8.0	196.5	79.1
	10.0	455.5	286.4
	12.5	123.1	120.9
	16.0	143.7	231.2
CA60	5.0	901.2	141.7
PESO TOTAL (kg)			
CA50	731.5		
CA60	141.7		

Volume de concreto (C-25) = 8.33 m³
Área de forma = 106.44 m²

V3241
ESC 1:50

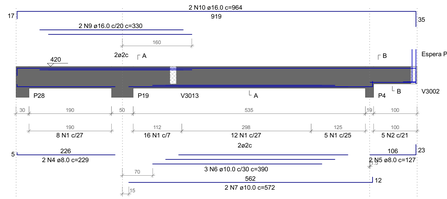

SEÇÃO A-A ESC 1:25 | SEÇÃO B-B ESC 1:25 | ESPERA P514 ESC 1:25

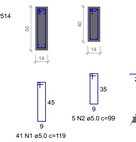

V3242
ESC 1:50

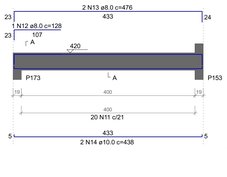

SEÇÃO A-A ESC 1:25



V3243
ESC 1:50

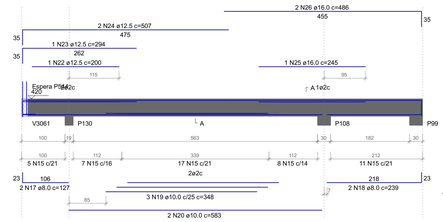

SEÇÃO A-A ESC 1:25 | ESPERA P544 ESC 1:25

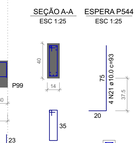

V3244
ESC 1:50

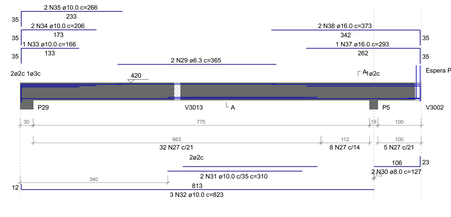

SEÇÃO A-A ESC 1:25 | ESPERA P515 ESC 1:25



V3245
ESC 1:50

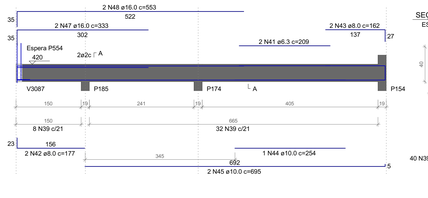

SEÇÃO A-A ESC 1:25 | ESPERA P554 ESC 1:25

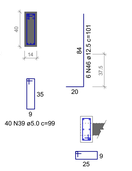

V3246
ESC 1:50

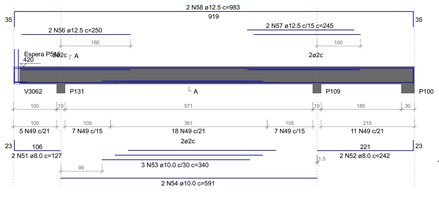

SEÇÃO A-A ESC 1:25 | ESPERA P545 ESC 1:25

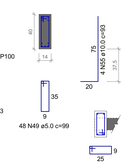

V3247
ESC 1:50

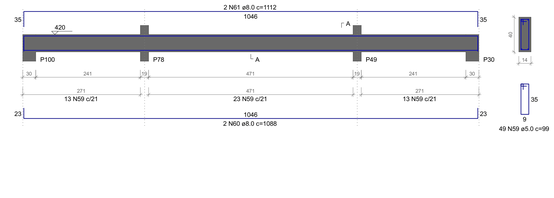

SEÇÃO A-A ESC 1:25

V3248
ESC 1:50

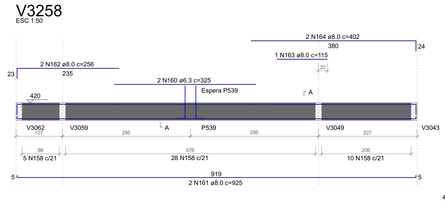

SEÇÃO A-A ESC 1:25 | SEÇÃO B-B ESC 1:25 | ESPERA P516 ESC 1:25



V3249
ESC 1:50

SEÇÃO A-A ESC 1:25 | ESPERA P555 ESC 1:25

V3250
ESC 1:50

SEÇÃO A-A ESC 1:25 | ESPERA P546 ESC 1:25

V3251
ESC 1:50

SEÇÃO A-A ESC 1:25 | ESPERA P517 ESC 1:25

V3252
ESC 1:50

SEÇÃO A-A ESC 1:25 | ESPERA P556 ESC 1:25

V3253
ESC 1:50

SEÇÃO A-A ESC 1:25 | ESPERA P547 ESC 1:25

V3254
ESC 1:50

SEÇÃO A-A ESC 1:25

V3255
ESC 1:50

SEÇÃO A-A ESC 1:25

V3256
ESC 1:50

SEÇÃO A-A ESC 1:25 | ESPERA P518 ESC 1:25

V3257
ESC 1:50

SEÇÃO A-A ESC 1:25 | ESPERA P557 ESC 1:25

V3258
ESC 1:50

SEÇÃO A-A ESC 1:25 | ESPERA P539 ESC 1:25

Nº	Comentário	Data	Autor
0	Emissão inicial		AUGUSTO

PROJETO ENGENHARIA
RUA SAMUEL CEZAR, 440 - AGUA VERDE / FONE: (41) 99204-4318
WWW.PROJETO764.ENG.BR / COMERCIAL@PROJETO764.ENG.BR

Obra:
HOSPITAL EM ALVENARIA
RUA DOS PESSEGUEIROS, SN

Código do Projeto: **6306**

Proprietário:
MUNICIPIO DE CORREIA PINTO

Assinatura:

Autor Projeto:
AUGUSTO CESAR HENKE GRUBER
Autor Projeto — CREA PR-33.829/D

Assinatura:

Referência:
ARMADURA VIGAS

Escala: INDICADA
Desenho: AUGUSTO
Coordenador: AUGUSTO
Data:

Prancha: **76** / 87
Revisão: R.0

PROJETO ESTRUTURAL

AO-1188x841mm

Relação do aço

ELEMENTO	AÇO	N	DIAM (mm)	QUANT	C.UNIT (cm)	C.TOTAL (cm)
V3259	CA60	1	5.0	34	99	3366
	CA60	2	5.0	4	79	316
	CA50	3	8.0	1	83	83
	CA50	4	8.0	2	745	1490
	CA50	5	8.0	1	150	150
	CA50	6	8.0	2	788	1576
	CA60	7	10.0	6	93	558
V3260	CA60	8	5.0	43	99	4257
	CA60	9	6.3	2	225	450
	CA50	10	8.0	2	925	1850
	CA50	11	8.0	2	101	202
	CA50	12	8.0	2	656	1312
V3261	CA60	13	5.0	43	99	4257
	CA60	14	6.3	2	305	610
	CA50	15	8.0	2	925	1850
	CA50	16	8.0	2	101	202
	CA50	17	8.0	2	576	1152
V3262	CA60	18	5.0	8	99	792
	CA60	19	5.0	27	119	3213
	CA60	20	5.0	4	79	316
	CA60	21	8.0	2	177	354
	CA50	22	8.0	2	709	1418
	CA50	23	8.0	1	579	579
	CA50	24	10.0	1	215	215
	CA50	25	10.0	1	305	305
	CA50	26	10.0	2	881	1762
	CA50	27	10.0	6	93	558
V3263	CA60	28	5.0	40	99	3960
	CA60	29	5.0	4	79	316
	CA50	30	6.3	2	224	448
	CA50	31	8.0	2	177	354
	CA50	32	8.0	2	109	218
	CA50	33	10.0	2	695	1390
	CA50	34	10.0	1	195	195
	CA50	35	10.0	1	340	340
	CA50	36	10.0	2	575	1150
	CA50	37	10.0	4	93	372
V3264	CA60	38	5.0	48	99	4752
	CA60	39	6.3	2	282	564
	CA50	40	8.0	2	294	588
	CA50	41	8.0	1	170	170
	CA50	42	8.0	1	195	195
	CA50	43	8.0	1	230	230
	CA50	44	8.0	2	513	1026
	CA50	45	10.0	2	672	1344
	CA50	46	10.0	1	143	143
	CA50	47	10.0	2	208	416
V3265	CA60	48	5.0	55	99	5445
	CA60	49	6.3	2	276	552
	CA50	50	8.0	2	513	1026
	CA50	51	10.0	2	611	1222
	CA50	52	10.0	1	123	123
	CA50	53	10.0	2	173	346
	CA50	54	10.0	1	195	195
	CA50	55	10.0	2	712	1424
V3266	CA60	56	5.0	59	99	5841
	CA60	57	5.0	4	79	316
	CA50	58	8.0	3	284	852
	CA50	59	8.0	2	1091	2182
	CA50	60	8.0	2	188	376
	CA50	61	10.0	1	589	589
	CA50	62	10.0	1	1025	1025
	CA50	63	10.0	2	1070	2140
	CA50	64	10.0	2	222	444
	CA50	65	10.0	4	93	372
V3267	CA60	66	5.0	35	99	3465
	CA60	67	8.0	2	260	520
	CA50	68	10.0	2	486	972
	CA50	69	10.0	2	205	410
	CA50	70	10.0	2	785	1570
V3268	CA60	71	5.0	60	99	5940
	CA50	72	10.0	2	331	662
	CA50	73	10.0	1	274	274
	CA50	74	10.0	3	1141	3423
	CA50	75	16.0	2	355	710
	CA50	76	16.0	1	1051	1051
	CA50	77	16.0	1	242	242
	CA50	78	16.0	1	938	938
	CA50	79	16.0	1	355	355
V3269	CA60	80	5.0	22	99	2178
	CA50	81	6.3	2	335	670
	CA50	82	8.0	3	355	1065
	CA50	83	8.0	2	490	980
	CA50	84	8.0	2	101	202
	CA50	85	8.0	2	106	212
V3270	CA60	86	5.0	42	99	4158
	CA60	87	5.0	4	79	316
	CA50	88	8.0	2	266	532
	CA50	89	8.0	2	128	256
	CA50	90	10.0	1	277	277
	CA50	91	10.0	2	532	1064
	CA50	92	10.0	2	230	460
	CA50	93	10.0	1	215	215
	CA50	94	10.0	1	316	316
	CA50	95	10.0	1	783	783
	CA50	96	10.0	2	968	1936
	CA50	97	10.0	4	93	372
V3271	CA60	98	5.0	8	99	792
	CA60	99	5.0	41	119	4879
	CA60	100	5.0	4	79	316
	CA50	101	6.3	2	211	422
	CA50	102	8.0	2	177	354
	CA50	103	8.0	2	405	810
	CA50	104	8.0	2	260	520
	CA50	105	10.0	1	287	287
	CA50	106	10.0	2	500	1000
	CA50	107	10.0	2	260	520
	CA50	108	10.0	2	506	1012
	CA50	109	10.0	4	93	372
	CA50	110	12.5	1	290	290
	CA50	111	12.5	1	374	374
	CA50	112	12.5	2	668	1336
V3272	CA60	113	5.0	11	99	1089
	CA50	114	8.0	2	253	506
	CA50	115	10.0	2	177	354
	CA50	116	10.0	1	222	222
	CA50	117	10.0	2	291	582
V3273	CA60	118	5.0	16	99	1584
	CA50	119	6.3	2	255	510
	CA50	120	8.0	2	136	272
	CA50	121	10.0	1	275	275
	CA50	122	10.0	2	378	756
V3274	CA60	123	5.0	8	99	792
	CA60	124	5.0	55	119	6545
	CA60	125	5.0	4	79	316
	CA50	126	6.3	2	221	442
	CA50	127	8.0	2	177	354
	CA50	128	8.0	2	439	878
	CA50	129	8.0	2	275	550
	CA50	130	8.0	2	169	338
	CA50	131	10.0	2	454	908
	CA50	132	10.0	2	486	972
	CA50	133	10.0	6	93	558
	CA50	134	12.5	1	260	260
	CA50	135	12.5	1	352	352
	CA50	136	12.5	2	1197	2394
	CA50	137	12.5	2	366	732
V3275	CA60	138	5.0	32	99	3168
	CA50	139	8.0	2	129	258
	CA50	140	8.0	2	364	728
	CA50	141	16.0	1	373	373
	CA50	142	16.0	2	632	1264
	CA50	143	16.0	1	227	227
	CA50	144	16.0	1	267	267
	CA50	145	16.0	2	332	664
V3276	CA60	146	5.0	43	99	4257
	CA60	147	5.0	4	79	316
	CA50	148	8.0	2	287	574
	CA50	149	8.0	2	128	256
	CA50	150	10.0	2	329	658
	CA50	151	10.0	2	545	1090
	CA50	152	10.0	3	260	780
	CA50	153	10.0	2	629	1258
	CA50	154	10.0	4	93	372
	CA50	155	12.5	1	235	235
	CA50	156	12.5	1	305	305
	CA50	157	12.5	2	365	730

Resumo do aço

AÇO	DIAM (mm)	C.TOTAL (m)	PESO + 2 % (kg)
CA50	6.3	46.7	11.7
	8.0	296	119.1
	10.0	413.4	260
	12.5	70.1	68.9
	16.0	61	98.1
CA60	5.0	772.6	121.5

PESO TOTAL (kg)	
CA50	557.7
CA60	121.5

Volume de concreto (C-25) = 8.98 m³
Área de forma = 120.24 m²

V3259
ESC 1:50

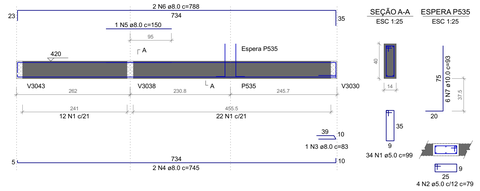

V3260
ESC 1:50

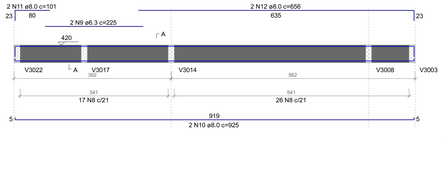

V3261
ESC 1:50

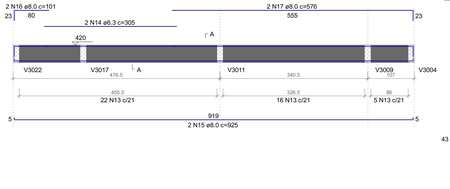

V3262
ESC 1:50

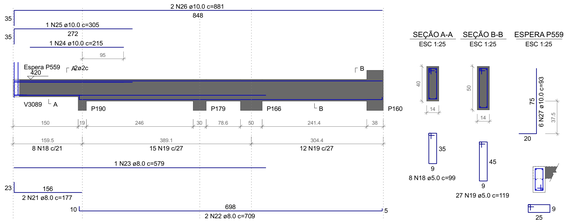

V3263
ESC 1:50

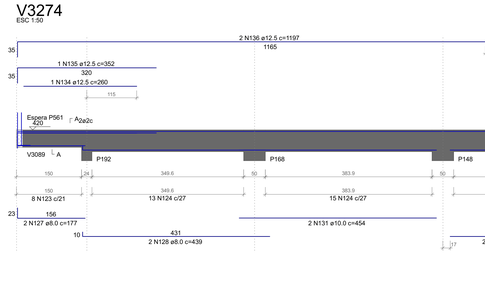

V3264
ESC 1:50

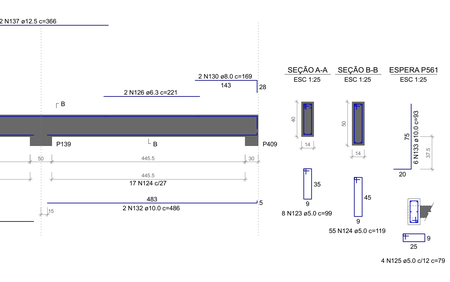

V3265
ESC 1:50

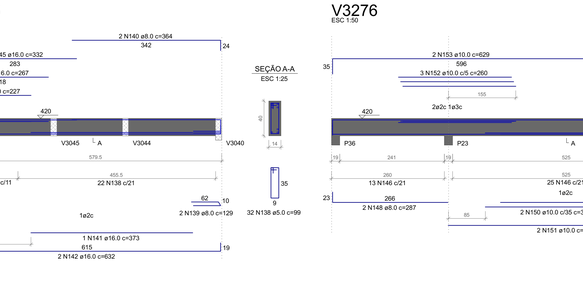

V3266
ESC 1:50

V3267
ESC 1:50

V3268
ESC 1:50

V3269
ESC 1:50



V3270
ESC 1:50

V3271
ESC 1:50

V3272
ESC 1:50

V3273
ESC 1:50

V3274
ESC 1:50

V3275
ESC 1:50

V3276
ESC 1:50

Nº	Comentário	Data	Autor
0	Emissão inicial		AUGUSTO

PROJETHARIA ENGENHARIA
Rua SAMUEL CEZAR, 440 - AGUA VERDE / FONE: (41) 995954118
WWW.PROJETTHAR.ENG.BR / COMERCIAL@PROJETTHAR.ENG.BR

Obra:
HOSPITAL EM ALVENARIA
RUA DOS PESSEGUEIROS, SN

Código do Projeto: **6306**

Proprietário:
MUNICIPIO DE CORREIA PINTO

Assinatura:

Autor Projeto:
AUGUSTO CESAR HENKE GRUBER
Autor Projeto: CREA PR-33.825/D

Assinatura:

Referências:
ARMADURA VIGAS

Escala: INDICADA
Desenho: AUGUSTO
Coordenador: AUGUSTO
Obra:

Prancha: **77** 87

Revisão: R.0

PROJETO ESTRUTURAL

A0-1189x841mm

V3277
ESC 1:50

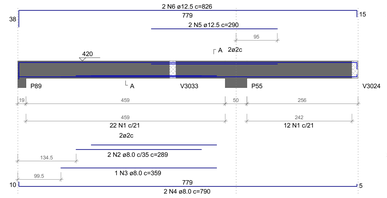

SEÇÃO A-A
ESC 1:25

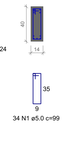

V3278
ESC 1:50

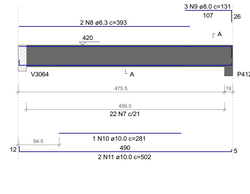

SEÇÃO A-A
ESC 1:25



V3279
ESC 1:50

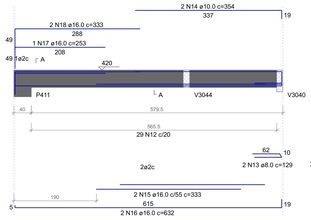

SEÇÃO A-A
ESC 1:25



V3280
ESC 1:50

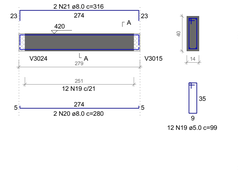

SEÇÃO A-A
ESC 1:25

V3281
ESC 1:50

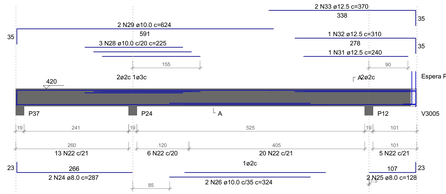

SEÇÃO A-A
ESC 1:25

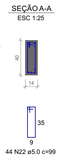

ESPERA P524
ESC 1:25



V3282
ESC 1:50

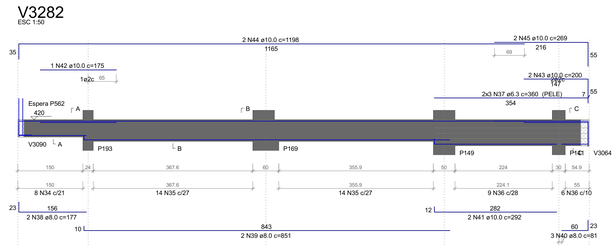

SEÇÃO A-A
ESC 1:25

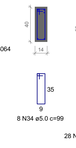

SEÇÃO B-B
ESC 1:25



SEÇÃO C-C
ESC 1:25

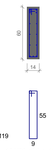

ESPERA P562
ESC 1:25

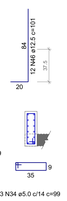

V3283
ESC 1:50

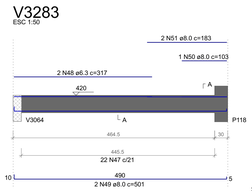

SEÇÃO A-A
ESC 1:25

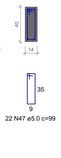

V3284
ESC 1:50

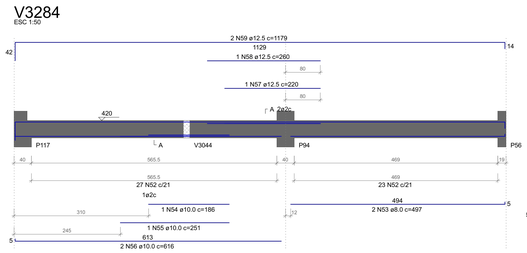

SEÇÃO A-A
ESC 1:25

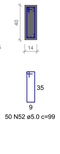

V3285
ESC 1:50

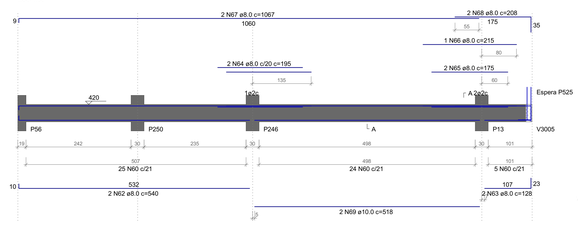

SEÇÃO A-A
ESC 1:25

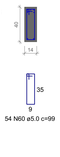

ESPERA P525
ESC 1:25



V3286
ESC 1:50

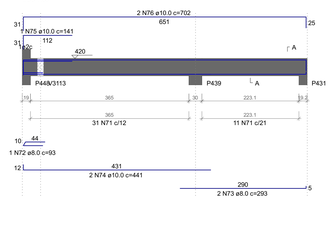

SEÇÃO A-A
ESC 1:25

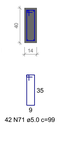

V3287
ESC 1:50

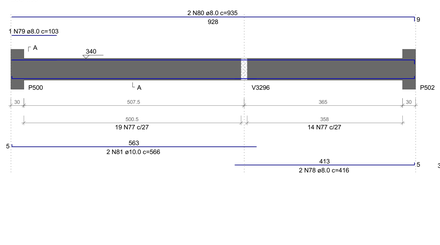

SEÇÃO A-A
ESC 1:25



V3288
ESC 1:50

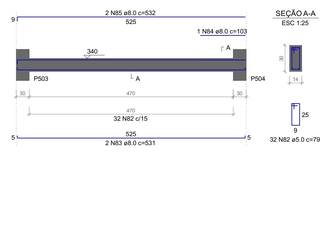

SEÇÃO A-A
ESC 1:25

V3289
ESC 1:50

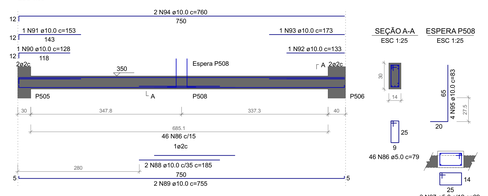

SEÇÃO A-A
ESC 1:25

ESPERA P508
ESC 1:25

V3290
ESC 1:50

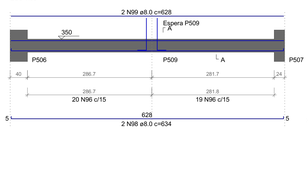

SEÇÃO A-A
ESC 1:25

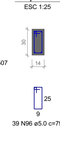

ESPERA P509
ESC 1:25



V3291
ESC 1:50

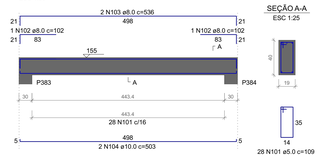

SEÇÃO A-A
ESC 1:25

V3292
ESC 1:50

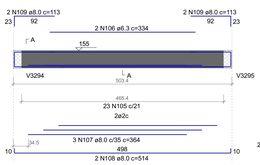

SEÇÃO A-A
ESC 1:25



V3293
ESC 1:50



SEÇÃO A-A
ESC 1:25

V3294
ESC 1:50

SEÇÃO A-A
ESC 1:25

V3295
ESC 1:50

SEÇÃO A-A
ESC 1:25

V3296
ESC 1:50

SEÇÃO A-A
ESC 1:25

V3297
ESC 1:50

SEÇÃO A-A
ESC 1:25

V3298
ESC 1:50

SEÇÃO A-A
ESC 1:25

V3299
ESC 1:50

SEÇÃO A-A
ESC 1:25

Relação do aço

ELEMENTO	AÇO	N	DIAM (mm)	QUANT	C.UNIT (cm)	C.TOTAL (cm)
V3277	CA60	1	5.0	34	99	3366
	CA50	2	8.0	2	289	578
	CA50	3	8.0	1	359	359
	CA50	4	8.0	2	790	1580
	CA50	5	12.5	2	290	580
	CA50	6	12.5	2	826	1652
V3278	CA60	7	5.0	22	129	2838
	CA50	8	6.3	2	393	786
	CA50	9	8.0	3	131	393
	CA50	10	10.0	1	281	281
	CA50	11	10.0	2	502	1004
V3279	CA60	12	5.0	29	99	2871
	CA50	13	8.0	2	129	258
	CA50	14	10.0	2	354	708
	CA50	15	16.0	2	333	666
	CA50	16	16.0	2	632	1264
	CA50	17	16.0	1	253	253
	CA50	18	16.0	2	333	666
V3280	CA60	19	5.0	12	99	1188
	CA50	20	8.0	2	280	560
	CA50	21	8.0	2	316	632
V3281	CA50	22	5.0	44	99	4356
	CA60	23	5.0	4	79	316
	CA50	24	8.0	2	287	574
	CA50	25	8.0	2	128	256
	CA50	26	10.0	2	324	648
	CA50	27	10.0	2	545	1090
	CA50	28	10.0	3	225	675
	CA50	29	10.0	2	624	1248
	CA50	30	10.0	4	93	372
	CA50	31	12.5	1	240	240
	CA50	32	12.5	1	310	310
	CA50	33	12.5	2	370	740
V3282	CA60	34	5.0	11	99	1089
	CA60	35	5.0	28	119	3332
	CA60	36	5.0	15	139	2085
	CA50	37	6.3	6	360	2160
	CA50	38	8.0	2	177	354
	CA50	39	8.0	2	851	1702
	CA50	40	8.0	3	81	243
	CA50	41	10.0	2	292	584
	CA50	42	10.0	1	175	175
	CA50	43	10.0	2	200	400
	CA50	44	10.0	2	1198	2396
	CA50	45	10.0	2	269	538
	CA50	46	12.5	2	101	1212
V3283	CA60	47	5.0	22	99	2178
	CA50	48	6.3	2	317	634
	CA50	49	8.0	2	501	1002
	CA50	50	8.0	1	103	103
	CA50	51	8.0	2	183	366
V3284	CA60	52	5.0	50	99	4950
	CA50	53	8.0	2	497	994
	CA50	54	10.0	1	186	186
	CA50	55	10.0	1	251	251
	CA50	56	10.0	2	616	1232
	CA50	57	12.5	1	220	220
	CA50	58	12.5	1	260	260
	CA50	59	12.5	2	1179	2358
V3285	CA60	60	5.0	54	99	5346
	CA60	61	5.0	4	79	316
	CA50	62	8.0	2	540	1080
	CA50	63	8.0	2	128	256
	CA50	64	8.0	2	195	390
	CA50	65	8.0	2	175	350
	CA50	66	8.0	1	215	215
	CA50	67	8.0	2	1067	2134
	CA50	68	8.0	2	208	416
	CA50	69	10.0	2	518	1036
	CA50	70	10.0	4	93	372
V3286	CA60	71	5.0	42	99	4158
	CA50	72	8.0	1	93	93
	CA50	73	8.0	2	293	586
	CA50	74	10.0	2	441	882
	CA50	75	10.0	1	141	141
	CA50	76	10.0	2	702	1404
V3287	CA60	77	5.0	33	119	3927
	CA50	78	8.0	2	416	832
	CA50	79	8.0	1	103	103
	CA50	80	8.0	2	935	1870
	CA50	81	10.0	2	566	1132
V3288	CA60	82	5.0	32	79	2528
	CA50	83	8.0	2	531	1062
	CA50	84	8.0	1	103	103
	CA50	85	8.0	2	532	1064
V3289	CA60	86	5.0	46	79	3634
	CA60	87	5.0	3	89	267
	CA50	88	10.0	2	185	370
	CA50	89	10.0	2	755	1510
	CA50	90	10.0	1	128	128
	CA50	91	10.0	1	153	153
	CA50	92	10.0	1	133	133
	CA50	93	10.0	1	173	173
	CA50	94	10.0	2	760	1520
	CA50	95	10.0	4	83	332
V3290	CA60	96	5.0	39	79	3081
	CA60	97	5.0	2	89	178
	CA50	98	8.0	2	634	1268
	CA50	99	8.0	2	628	1256
	CA50	100	12.5	4	91	364
V3291	CA60	101	5.0	28	109	3052
	CA50	102	8.0	2	102	204
	CA50	103	8.0	2	536	1072
	CA50	104	10.0	2	503	1006
V3292	CA50	105	5.0	23	99	2277
	CA50	106	6.3	2	334	668
	CA50	107	8.0	3	364	1092
	CA50	108	8.0	2	514	1028
	CA50	109	8.0	4	113	452
V3293	CA60	110	5.0	28	109	3052
	CA50	111	8.0	2	102	204
	CA50	112	8.0	2	536	1072
	CA50	113	10.0	2	503	1006
V3294	CA60	114	5.0	25	109	2725
	CA50	115	8.0	1	102	102
	CA50	116	8.0	1	97	97
	CA50	117	8.0	2	469	938
	CA50	118	10.0	2	210	420
	CA50	119	10.0	2	434	868
V3295	CA60	120	5.0	25	109	2725
	CA50	121	8.0	1	102	102
	CA50	122	8.0	1	97	97
	CA50	123	8.0	2	469	938
	CA50	124	10.0	2	210	420
	CA50	125	10.0	2	434	868
V3296	CA60	126	5.0	4	116	464
	CA60	127	5.0	1	119	119
	CA50	128	8.0	2	79	158
	CA50	129	8.0	3	93	279
V3297	CA60	130	5.0	16	99	1584
	CA50	131	8.0	1	115	115
	CA50	132	8.0	2	386	772
	CA50	133	8.0	2	408	816
V3298	CA60	134	5.0	23	149	3427
	CA50	135	6.3	8	514	4112
	CA50	136	6.3	2	300	600
	CA50	137	8.0	8	134	1072
	CA50	138	10.0	1	340	340
V3299	CA50	139	10.0	2	509	1018
	CA60	140	5.0	23	149	3427
	CA50	141	6.3	8	514	4112
	CA50	142	6.3	2	300	600
	CA50	143	8.0	8	134	1072
	CA50	144	10.0	1	340	340
	CA50	145	10.0	2	509	1018

Resumo do aço

AÇO	DIAM (mm)	C.TOTAL (m)	PESO + 2 % (kg)
CA50	6.3	136.8	34.1
	8.0	347.2	139.7
	10.0	283.8	178.5
	12.5	79.4	78
	16.0	28.5	45.9
CA60	5.0	748.6	117.7
PESO TOTAL (kg)			
CA50	476.1		
CA60	117.7		

Volume de concreto (C-25) = 8.53 m³
Área de forma = 109.88 m²

Nº	Comentário	Data	Autor
0	Emissão inicial		AUGUSTO

PROJETO ENGENHARIA
RUA SAMUEL CEZAR, 440 - AGUA VERDE / FONE: (41) 99204-4118
WWW.PROJETO64.ENG.BR / COMERCIAL@PROJETO64.ENG.BR

Obra:
HOSPITAL EM ALVENARIA
RUA DOS PESSEGUEIROS, SN

Código do Projeto :
6306

Proprietário:
MUNICIPIO DE CORREIA PINTO

Assinatura:

Autor Projeto:
AUGUSTO CESAR HENKE GRUBER
Autor Projeto — CREA PR-33.829/D

Assinatura:

Referências:
ARMADURA VIGAS

Escala:
INDICADA

Prancha:
78
87

Desenho:
AUGUSTO

Coordenador:
AUGUSTO

Data:

Revisão:
R.0

PROJETO ESTRUTURAL

AO-1188x841mm

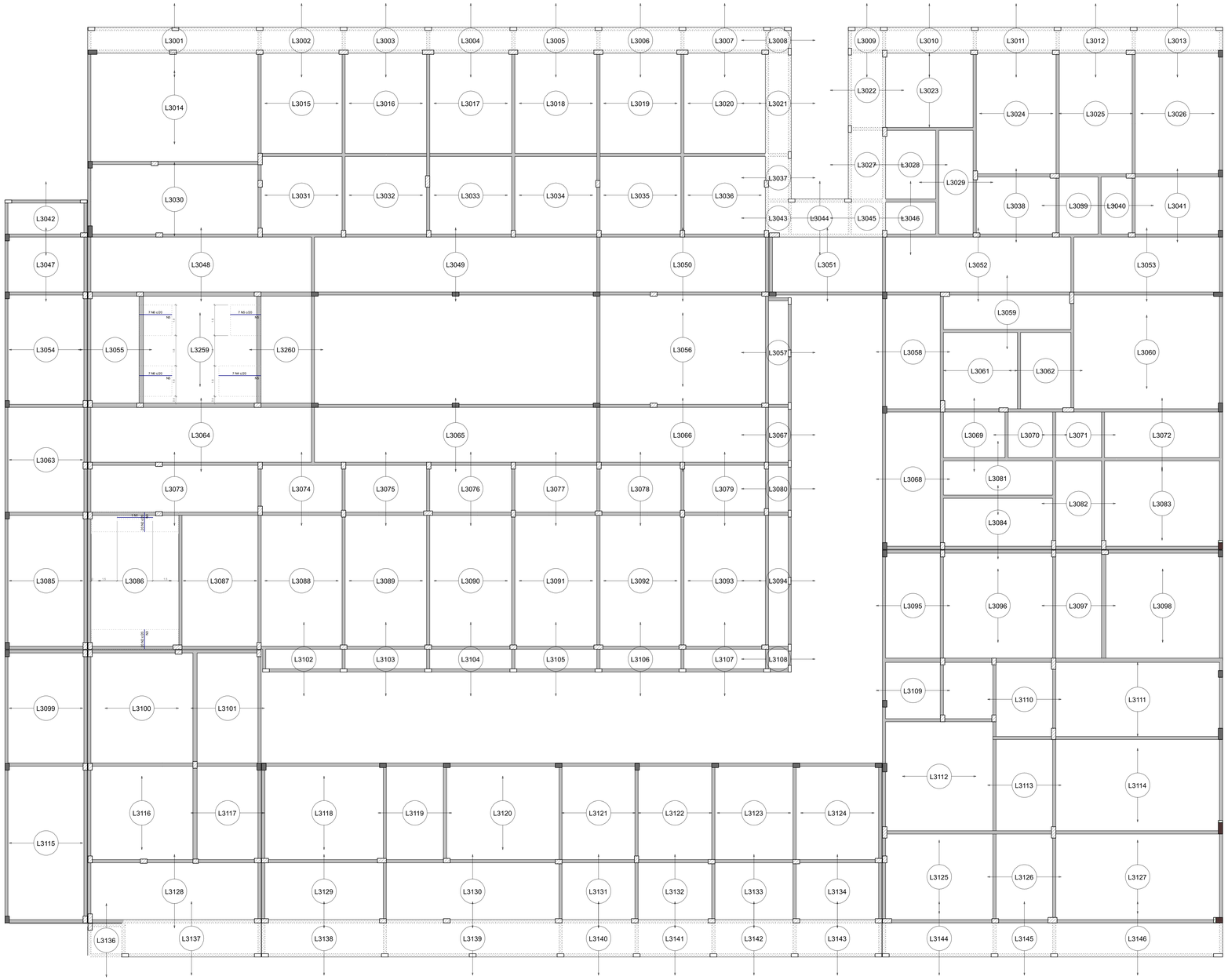
L3001
L3002
L3003
L3004
L3005
L3006
L3007
L3008
L3009
L3010
L3011
L3012
L3013
L3014
L3015
L3016
L3017
L3018
L3019
L3020
L3021
L3022
L3023
L3024
L3025
L3026
L3030
L3031
L3032
L3033
L3034
L3035
L3036
L3037
L3027
L3028
L3029
L3042
L3043
L3044
L3045
L3046
L3038
L3039
L3040
L3041
L3047
L3048
L3049
L3050
L3051
L3052
L3053
L3059
L3054
L3055
L3259
L3260
L3056
L3057
L3058
L3060
L3061
L3062
L3064
L3065
L3066
L3067
L3069
L3070
L3071
L3072
L3063
L3073
L3074
L3075
L3076
L3077
L3078
L3079
L3080
L3068
L3081
L3082
L3083
L3084
L3085
L3086
L3087
L3088
L3089
L3090
L3091
L3092
L3093
L3094
L3095
L3096
L3097
L3098
L3102
L3103
L3104
L3105
L3106
L3107
L3108
L3099
L3100
L3101
L3109
L3110
L3111
L3112
L3113
L3114
L3116
L3117
L3118
L3119
L3120
L3121
L3122
L3123
L3124
L3115
L3125
L3126
L3127
L3128
L3129
L3130
L3131
L3132
L3133
L3134
L3136
L3137
L3138
L3139
L3140
L3141
L3142
L3143
L3144
L3145
L3146
7 N6 c/20
N6
7 N6 c/20
N6
7 N6 c/20
N6
7 N6 c/20
N6
1.5
1.5
1.5

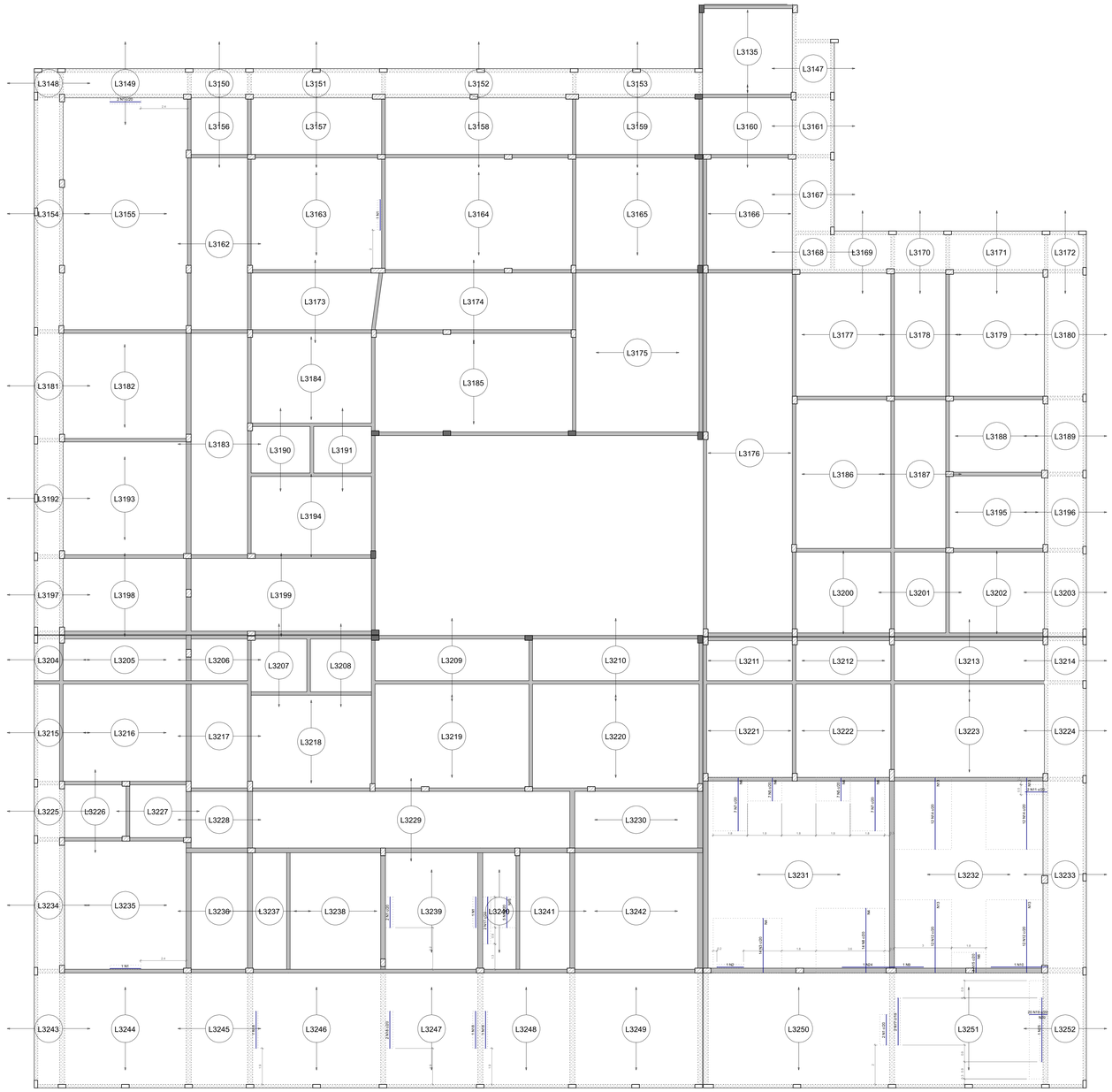

Armaduras de distribuição	
Armatura	Armadura de distribuição
N3	11 N4 a5.0 c20 c=179
N5	5 N6 a5.0 c20 c=89
N6	11 N6 a5.0 c20 c=89
N7	11 N6 a5.0 c20 c=89
N8	11 N6 a5.0 c20 c=89
N9	5 N6 a5.0 c20 c=89
N13	13 N13 a5.0 c20 c=149
N14	14 N13 a5.0 c20 c=149
N15	4 N6 a5.0 c20 c=89
N12	15 N13 a5.0 c20 c=149
N14	14 N13 a5.0 c20 c=149
N1	8 N19 a5.0 c20 c=87
N19	4 N20 a5.0 c20 c=206
N26	3 N21 a5.0 c20 c=VAR
N27	3 N23 a5.0 c20 c=323
N28	3 N21 a5.0 c20 c=VAR
N29	3 N23 a5.0 c20 c=132
N28	3 N23 a5.0 c20 c=132
N25	3 N23 a5.0 c20 c=323

DETALHE DA ARMADURA SUPERIOR DE CONTINUIDADE DA LAJE
E MONTAGEM DA ARMADURA DE DISTRIBUIÇÃO

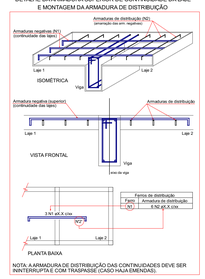

NOTA: A ARMADURA DE DISTRIBUIÇÃO DAS CONTINUIDADES DEVE SER INNTERRUPTA E COM TRASPASSE (CASO HAJA EMENDAS).

Relação do aço

ELEMENTO	AÇO	N	DIAM (mm)	QUANT	C.UNIT (cm)	C.TOTAL (cm)
	CA60	1	5.0	14	80	1120
	CA60	2	5.0	1	70	70
	CA60	3	5.0	14	141	1974
	CA60	4	5.0	24	179	4296
	CA60	5	5.0	14	59	826
	CA60	6	5.0	36	89	3204
	CA60	7	5.0	14	137	1918
	CA60	8	5.0	14	167	2338
	CA60	9	5.0	1	87	87
	CA60	10	5.0	1	147	147
	CA60	11	5.0	2	57	114
	CA60	12	5.0	24	189	4536
	CA60	13	5.0	58	149	8642
	CA60	14	5.0	24	186	4464
	CA60	15	5.0	7	52	364
	CA60	16	5.0	6	67	402
	CA60	17	5.0	4	122	488
	CA60	18	5.0	5	97	485
	CA60	19	5.0	20	47	940
	CA60	20	5.0	4	256	1024
	CA50	21	5.0	6	VAR	VAR
	CA60	22	5.0	6	323	1938
	CA60	23	5.0	6	132	792
	CA50	24	6.3	1	134	134
	CA50	25	6.3	1	167	167
	CA50	26	8.0	66	60	3960
	CA60	27	10.0	24	59	1416

Resumo do aço

AÇO	DIAM (mm)	C.TOTAL (m)	PESO + 2 % (kg)
CA50	6.3	3.1	0.8
	8.0	39.6	15.9
	10.0	14.2	8.9
CA60	5.0	410.4	64.5
PESO TOTAL (kg)			
CA50	25.6		
CA60	64.5		

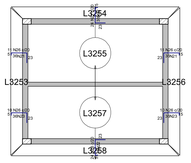

ARMAÇÃO NEGATIVA DAS LAJES DO PAVIMENTO COBERTURA - PARTE 2
escala 1:75

Nº	Comentário	Data	Autor
0	Emissão inicial		AUGUSTO

PROJETTI ENGENHARIA
RUA SAMUEL CEZAR, 440 - AGUA VERDE / FONE: (41) 99204-4118
WWW.PROJETTIX.ENG.BR / COMERCIAL@PROJETTIX.ENG.BR

Obra:
HOSPITAL EM ALVENARIA
RUA DOS PESSEGUEIROS, SN

Código do Projeto:
6306

Proprietário:
MUNICIPIO DE CORREIA PINTO

Assinatura:

Autor Projeto:
AUGUSTO CESAR HENKE GRUBER
Autor Projeto CREA PR-33.829/D

Assinatura:

Referências:
ARMADURA LAJES

Escala:
INDICADA

Desenho:
AUGUSTO

Coordenador:
AUGUSTO

Data:

Prancha:
80
87

Revisão:
R.0

PROJETO ESTRUTURAL

A0-1188x841mm

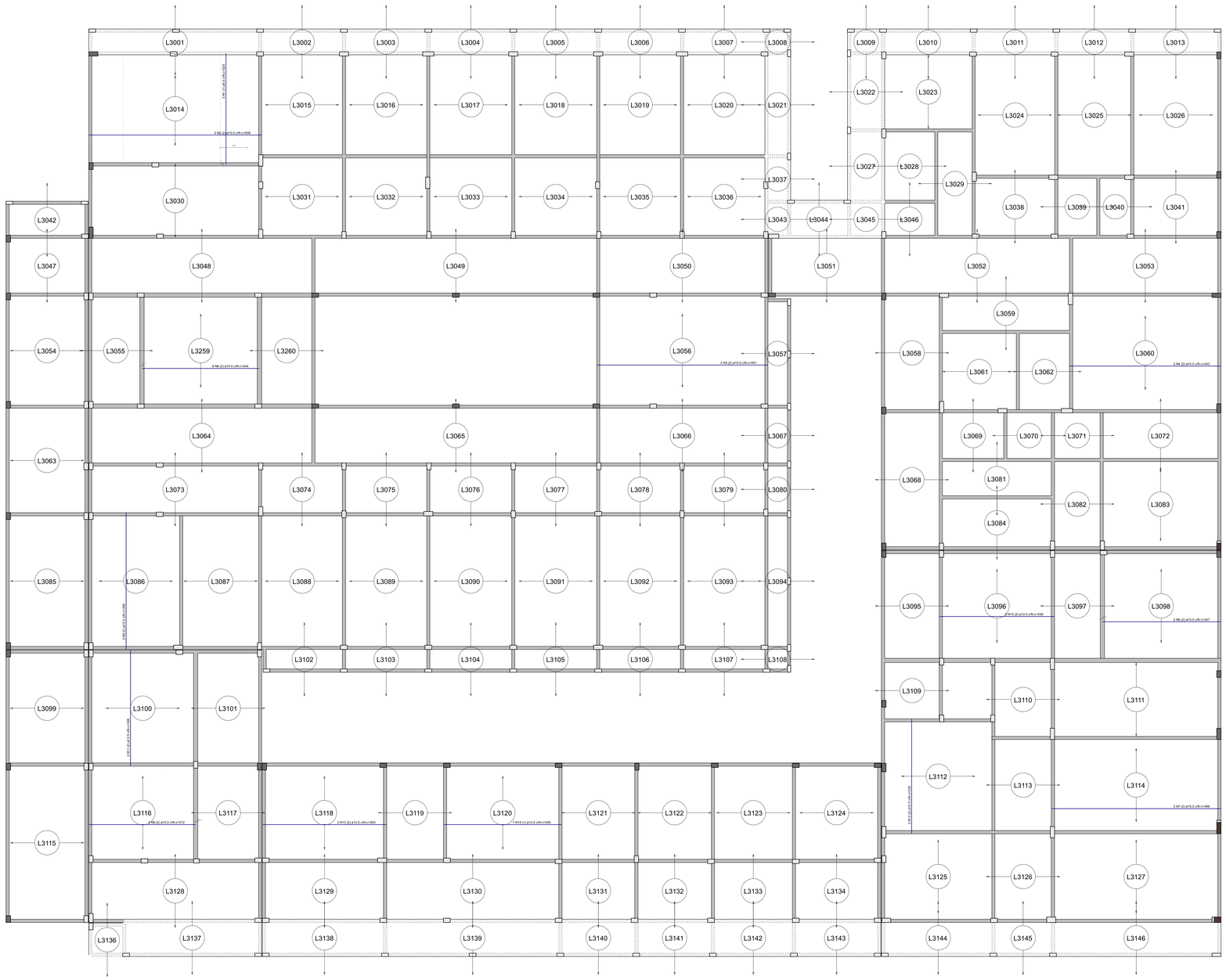



Relação do aço

ELEMENTO	AÇO	N	DIAM (mm)	QUANT	C.UNIT (cm)	C.TOTAL (cm)
	CA60	1	5.0	3	325	975
	CA50	2	10.0	2	506	1012
	CA50	3	10.0	2	501	1002
	CA50	4	10.0	2	443	886
	CA50	5	10.0	2	399	798
	CA50	6	10.0	2	347	694
	CA50	7	10.0	2	496	992
	CA50	8	10.0	2	312	624
	CA50	9	10.0	6	344	2064
	CA50	10	12.5	2	336	672
	CA50	11	12.5	2	338	676
	CA50	12	12.5	2	335	670
	CA50	13	12.5	2	363	726
	CA50	14	12.5	1	345	345

Resumo do aço

AÇO	DIAM (mm)	C.TOTAL (m)	PESO + 2 % (kg)
CA50	10.0	80.8	50.8
	12.5	30.9	30.4
CA60	5.0	9.8	1.5
PESO TOTAL (kg)			
CA50	81.1		
CA60	1.5		

ARMAÇÃO POSITIVA DAS LAJES DO PAVIMENTO COBERTURA - PARTE 1

escala 1:75

Nº	Comentário	Data	Autor
0	Emissão inicial		AUGUSTO

PROJETAR ENGENHARIA
RUA SAMUEL CEZAR, 440 - ÁGUA VERDE / FONE: (41) 9926-4118
WWW.PROJETTAR.ENG.BR / COMERCIAL@PROJETTAR.ENG.BR

Obra: **HOSPITAL EM ALVENARIA**
RUA DOS PESSEGUEIROS, SN

Código do Projeto: **6306**

Proprietário: **MUNICIPIO DE CORREIA PINTO**

Assinatura:

Autor Projeto: **AUGUSTO CESAR HENKE GRUBER**
Autor Projeto CREA PR-33.829/D

Assinatura:

Referências: ARMADURA LAJES

Escala: INDICADA
Desenho: AUGUSTO
Coordenador: AUGUSTO
Data:

Prancha: **81** 87

Revisão: R.0

PROJETO ESTRUTURAL

A0-1188x841mm

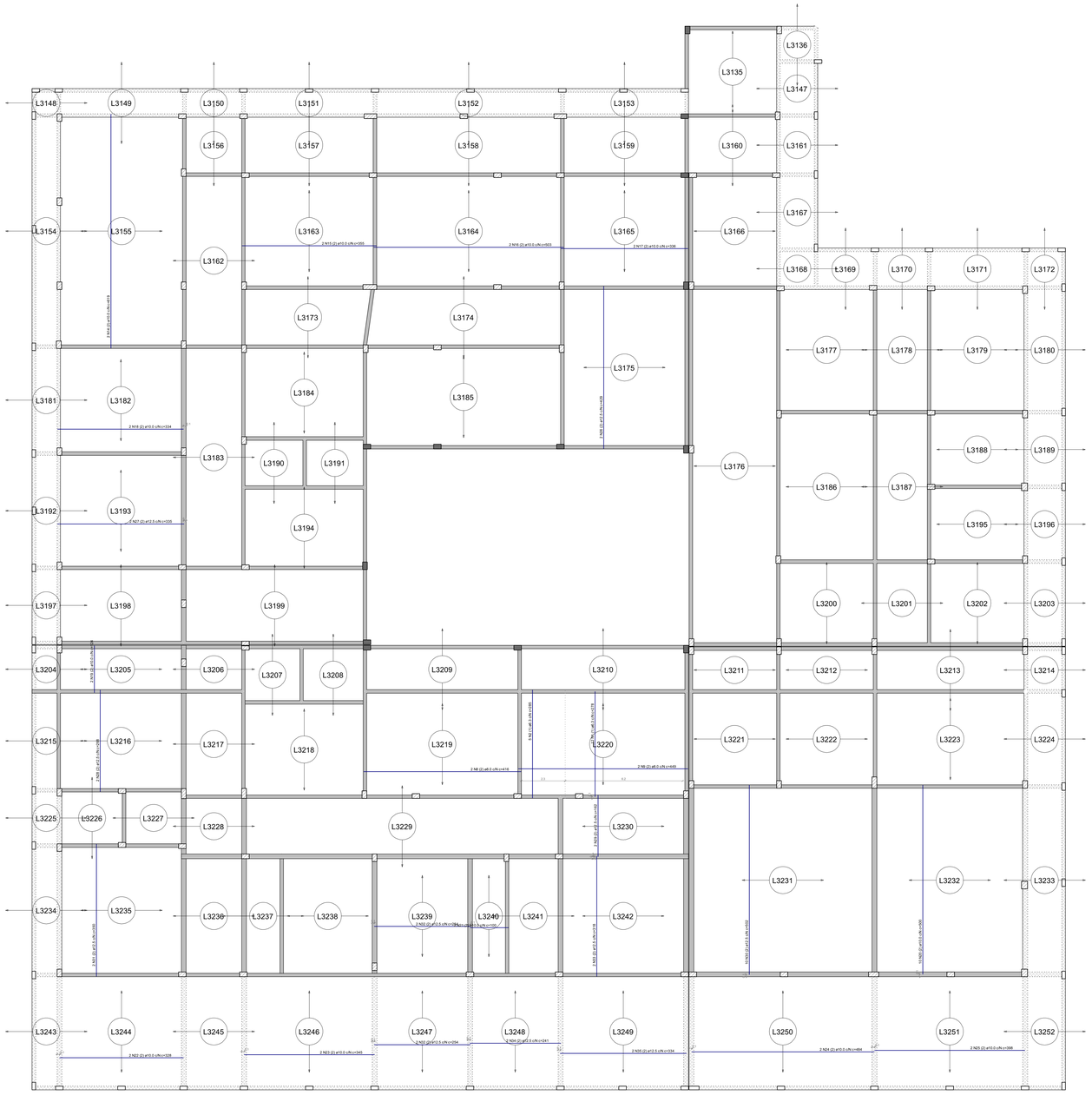

DETALHE DA ARMADURA
DE BORDO LIVRE DA LAJE

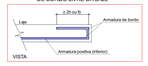

Relação do aço

ELEMENTO	AÇO	N	DIAM (mm)	QUANT	C.UNIT (cm)	C.TOTAL (cm)
	CA50	1	6.3	12	278	3336
	CA50	2	6.3	5	285	1425
	CA50	3	6.3	102	VAR	VAR
	CA50	4	6.3	2	VAR	VAR
	CA50	5	6.3	8	52	416
	CA50	6	6.3	4	379	1516
	CA50	7	6.3	2	VAR	VAR
	CA50	8	8.0	2	416	832
	CA50	9	8.0	2	449	898
	CA50	10	8.0	2	VAR	VAR
	CA50	11	8.0	8	52	416
	CA50	12	8.0	4	332	1328
	CA50	13	8.0	2	VAR	VAR
	CA50	14	10.0	2	619	1238
	CA50	15	10.0	2	355	710
	CA50	16	10.0	2	503	1006
	CA50	17	10.0	2	336	672
	CA50	18	10.0	2	334	668
	CA50	19	10.0	2	124	248
	CA50	20	10.0	10	500	5000
	CA50	21	10.0	2	100	200
	CA50	22	10.0	2	328	656
	CA50	23	10.0	2	345	690
	CA50	24	10.0	2	484	968
	CA50	25	10.0	2	398	796
	CA50	26	12.5	2	429	858
	CA50	27	12.5	2	335	670
	CA50	28	12.5	2	268	536
	CA50	29	12.5	2	162	324
	CA50	30	12.5	10	502	5020
	CA50	31	12.5	2	350	700
	CA50	32	12.5	4	254	1016
	CA50	33	12.5	2	318	636
	CA50	34	12.5	2	241	482
	CA50	35	12.5	2	334	668

Resumo do aço

AÇO	DIAM (mm)	C.TOTAL (m)	PESO + 2 % (kg)
CA50	6.3	149.9	37.4
	8.0	48.9	19.7
	10.0	128.6	80.8
	12.5	109.1	107.2

PESO TOTAL (kg)	
CA50	245.1

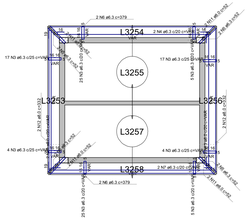

ARMAÇÃO POSITIVA DAS LAJES DO PAVIMENTO COBERTURA
escala 1:75

Nº	Comentário	Data	Autor
0	Emissão inicial		AUGUSTO

PROJETTA ENGENHARIA
RUA SAMUEL CEZAR, 440 - AGUA VERDE / FONE: (41) 99204-4118
WWW.PROJETTAENG.BR / COMERCIAL@PROJETTAENG.BR

Obra:
HOSPITAL EM ALVENARIA
RUA DOS PESSEGUEIROS, SN

Código do Projeto: **6306**

Proprietário:
MUNICIPIO DE CORREIA PINTO

Assinatura:

Autor Projeto:
AUGUSTO CESAR HENKE GRUBER
Autor Projeto CREA PR-33.829/D

Assinatura:

Referências:
ARMADURA LAJES

Escala: INDICADA
Desenho: AUGUSTO
Coordenador: AUGUSTO
Data:

Prancha: **82** 87
Revisão: R.0

PROJETO ESTRUTURAL

AD-1188x841mm

Relação do aço

ELEMENTO	AÇO	N	DIAM (mm)	QUANT	C.UNIT (cm)	C.TOTAL (cm)
Negativos	CA60	1	5.0	49	84	4116
	CA60	2	5.0	49	84	4116
	CA60	3	5.0	14	394	5516
	CA60	4	5.0	6	178	1068
	CA60	5	5.0	14	394	5516
	CA60	6	5.0	14	394	5516
	CA60	7	5.0	24	266	6432
	CA60	8	5.0	24	178	4272
	CA60	9	5.0	68	134	9112
	CA60	10	5.0	14	206	2884
	CA60	11	5.0	14	250	3500
	CA60	12	5.0	1	135	135
	CA60	13	5.0	1	178	178
	CA60	14	5.0	2	85	170
	CA60	15	5.0	24	283	6792
	CA60	16	5.0	24	178	4272
	CA60	17	5.0	24	275	6572
	CA60	18	5.0	7	73	511
	CA60	19	5.0	7	84	588
	CA60	20	5.0	8	134	1072
	CA60	21	5.0	2	163	326
	CA60	22	5.0	5	145	725
	CA60	23	5.0	9	184	1656
	CA60	24	5.0	8	84	672
	CA60	25	5.0	14	142	1988
	CA60	26	5.0	7	133	931
	CA60	27	5.0	14	142	1988
	CA60	28	5.0	8	484	3904
	CA60	29	5.0	6	197	1182
	CA60	30	5.0	1	293	293
	CA60	31	5.0	1	293	293
	CA60	32	5.0	56	94	5264
	CA60	33	5.0	24	90	2160

Resumo do aço

AÇO	DIAM	C.TOTAL	PESO + 2 %
CA50	6.3	4.6	1.1
	8.0	60.1	24.2
	10.0	23.6	14.6
CA60	5.0	773.8	121.6

PESO TOTAL (kg):

CA50:	39.9
CA60:	121.6

Armaduras de distribuição

Armadura	Armaduras de distribuição
N2	0.N3 a5.0 c/20 c=264
N3	0.N3 a5.0 c/20 c=264
N8	11.N7 a5.0 c/20 c=268
N9	11.N8 a5.0 c/20 c=268
N10	11.N9 a5.0 c/20 c=134
N11	13.N7 a5.0 c/20 c=268
N12	13.N8 a5.0 c/20 c=268
N6	0.N6 a5.0 c/20 c=134
N15	10.N16 a5.0 c/20 c=224
N14	10.N15 a5.0 c/20 c=224
N16	4.N6 a5.0 c/20 c=134
N15	10.N16 a5.0 c/20 c=224
N17	14.N15 a5.0 c/20 c=224
N19	8.N20 a5.0 c/20 c=150
N20	8.N19 a5.0 c/20 c=150
N23	10.N6 a5.0 c/20 c=134
N25	7.N5 a5.0 c/20 c=134
N24	7.N6 a5.0 c/20 c=134
N25	8.N6 a5.0 c/20 c=134
N32	3.N27 a5.0 c/20 c=NAS
N33	3.N28 a5.0 c/20 c=NAI
N30	3.N29 a5.0 c/20 c=VAT
N31	3.N30 a5.0 c/20 c=VAB
N32	2.N28 a5.0 c/20 c=197
N32	2.N28 a5.0 c/20 c=464

DETALHE DA ARMADURA SUPERIOR DE CONTINUIDADE DA E MONTAGEM DA ARMADURA DE DISTRIBUIÇÃO

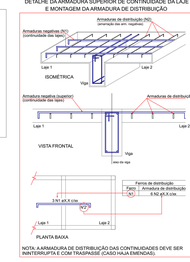

NOTA: A ARMADURA DE DISTRIBUIÇÃO DAS CONTINUIDADES DEVE SER INTERROMPIDA E COM TRASPASSE CASO HAJA EMENDA(S).

ARMAÇÃO NEGATIVA DAS LAJES DO PAVIMENTO COBERTURA

escala 1:50

P1=P56=P94

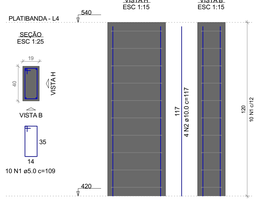

P13=P15=P39=P44=P49=
=P52=P53=P68=P73=P78=
=P83=P113=P117=P118=
=P143=P150=P153=P154=
=P155=P156=P157=P159=
=P246=P250=P300=P387=
=P388=P392=P397=P401=
=P419=P425=P448=P449=
=P450=P457=P467=P468=
=P469

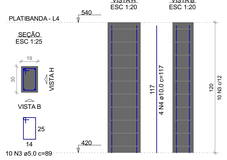

P114=P152=P391=P402=
=P434

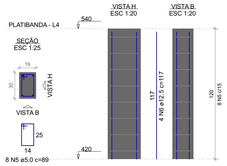

P141=P400=P451

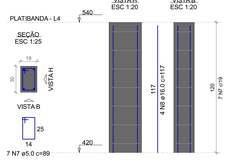

P149=P169=P302

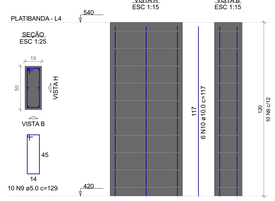

P151

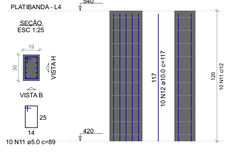

P160

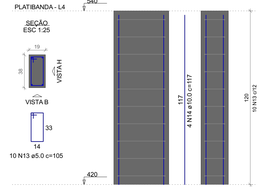

P193

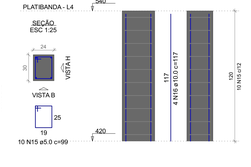

P470

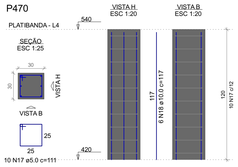

P471

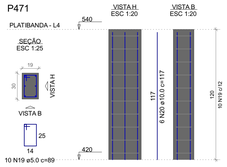

P510=P550=P573=P602

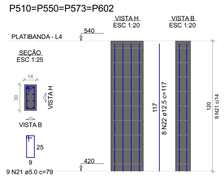

P511=P513=P514=P515=
=P516=P517=P518=P519=
=P520=P521=P522=P523=
=P524=P525=P526=P528=
=P529=P531=P534=P536=
=P537=P539=P540=P542=
=P543=P544=P545=P546=
=P547=P548=P553=P555=
=P556=P557=P558=P560=
=P563=P565=P566=P567=
=P568=P569=P570=P571=
=P574=P575=P576=P578=
=P579=P581=P584=P585=
=P586=P587=P588=P589=
=P590=P591=P592=P593=
=P594=P596=P597=P599=
=P600=P603=P604=P606=
=P607=P608=P609=P610

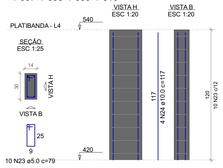

P512=P532=P538=P551=
=P564=P583=P595=
=P598=P601=P605=
=P611=P615=P617

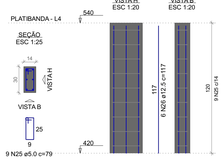

P527=P530=P535=P552=
=P559=P561=P572=P577=
=P613=P614

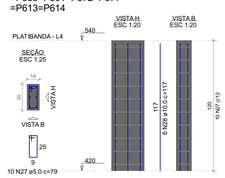

P533=P564=P580

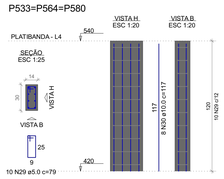

P541

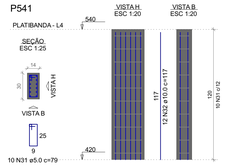

P549=P616

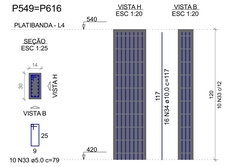

P562

P582

P612

Relação do aço

ELEMENTO	AÇO	N	DIAM (mm)	QUANT	C.UNIT (cm)	C.TOTAL (cm)
3xP1	CA60	1	5.0	30	109	3270
	CA50	2	10.0	12	117	1404
39xP13	CA60	3	5.0	390	89	34710
	CA50	4	10.0	156	117	18252
5xP114	CA60	5	5.0	40	89	3560
	CA50	6	12.5	20	117	2340
3xP141	CA60	7	5.0	21	89	1869
	CA50	8	16.0	12	117	1404
3xP149	CA60	9	5.0	30	129	3870
	CA50	10	10.0	18	117	2106
P151	CA60	11	5.0	10	89	890
	CA50	12	10.0	10	117	1170
P160	CA60	13	5.0	10	105	1050
	CA50	14	10.0	4	117	468
P193	CA60	15	5.0	10	99	990
	CA50	16	10.0	4	117	468
P470	CA60	17	5.0	10	111	1110
	CA50	18	10.0	6	117	702
P471	CA60	19	5.0	10	89	890
	CA50	20	10.0	6	117	702
4xP510	CA60	21	5.0	36	79	2844
	CA50	22	12.5	32	117	3744
72xP511	CA60	23	5.0	720	79	56880
	CA50	24	10.0	288	117	33696
13xP512	CA60	25	5.0	117	79	9243
	CA50	26	12.5	78	117	9126
10xP527	CA60	27	5.0	100	79	7900
	CA50	28	10.0	60	117	7020
3xP533	CA60	29	5.0	30	79	2370
	CA50	30	10.0	24	117	2808
P541	CA60	31	5.0	10	79	790
	CA50	32	10.0	12	117	1404
2xP549	CA60	33	5.0	20	79	1580
	CA50	34	10.0	32	117	3744
P562	CA60	35	5.0	9	99	891
	CA50	36	12.5	12	117	1404
P582	CA60	37	5.0	10	79	790
	CA50	38	10.0	10	117	1170
P612	CA60	39	5.0	9	99	891
	CA50	40	16.0	8	117	936

Resumo do aço

AÇO	DIAM (mm)	C.TOTAL (m)	PESO + 2 % (kg)
CA50	10.0	751.2	472.4
	12.5	166.2	163.3
	16.0	23.4	37.7
CA60	5.0	1363.9	214.4

PESO TOTAL (kg)	
CA50	673.3
CA60	214.4

Volume de concreto (C-25) = 9.73 m³
Área de forma = 185.47 m²

Nº	Comentário	Data	Autor
0	Emissão inicial		AUGUSTO

PROJETHA ENGENHARIA
RUA SAMUEL CZAZA, 440 - AGUA VERDE - FONE: (41) 99204-4116
WWW.PROJETHAENG.BR - COMERCIAL@PROJETHAENG.BR

Obra:
HOSPITAL EM ALVENARIA
RUA DOS PESSEGUEIROS, S/N

Código do Projeto :
6306

Proprietário:
MUNICIPIO DE CORREIA PINTO

Assinatura:

Autor Projeto:
AUGUSTO CESAR HENKE GRUBER
Autor Projeto — CREA PR-33.829/D

Assinatura:

Referências:
ARMADURA PILARES

Escala: INDICADA
Desenho: AUGUSTO
Coordenador: AUGUSTO
Data:

Prancha: **84** 87
Revisão: R.0

PROJETO ESTRUTURAL

A0-1188x841mm

V4001
ESC 1:50

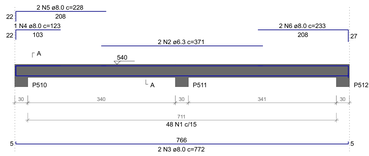

SEÇÃO A-A
ESC 1:25

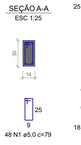

V4002
ESC 1:50

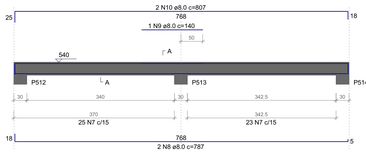

SEÇÃO A-A
ESC 1:25



V4003
ESC 1:50

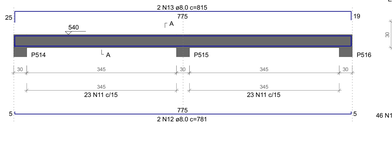

SEÇÃO A-A
ESC 1:25



V4004
ESC 1:50

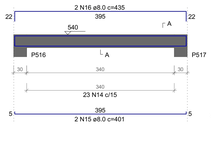

SEÇÃO A-A
ESC 1:25



V4005
ESC 1:50

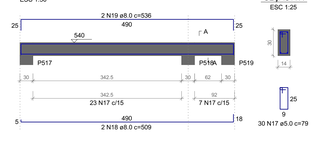

SEÇÃO A-A
ESC 1:25

V4006
ESC 1:50

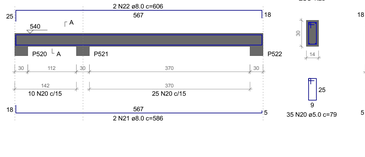

SEÇÃO A-A
ESC 1:25

V4007
ESC 1:50

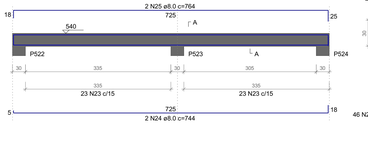

SEÇÃO A-A
ESC 1:25



V4008
ESC 1:50

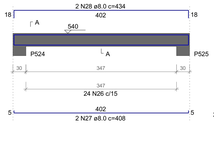

SEÇÃO A-A
ESC 1:25



V4009
ESC 1:50

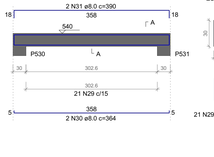

SEÇÃO A-A
ESC 1:25



V4010
ESC 1:50

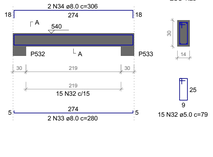

SEÇÃO A-A
ESC 1:25

V4011
ESC 1:50

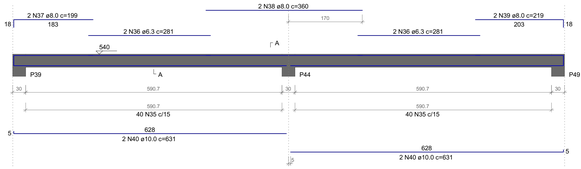

SEÇÃO A-A
ESC 1:25



V4012
ESC 1:50

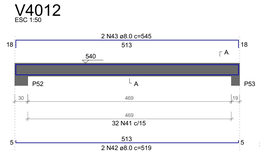

SEÇÃO A-A
ESC 1:25

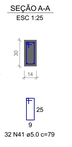

V4013
ESC 1:50

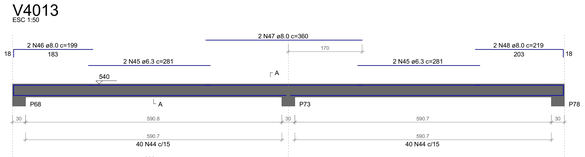

SEÇÃO A-A
ESC 1:25



V4014
ESC 1:50

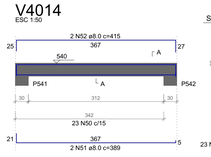

SEÇÃO A-A
ESC 1:25

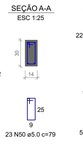

V4015
ESC 1:50

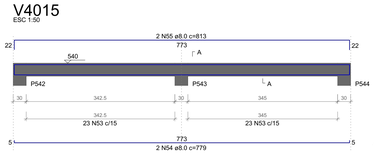

SEÇÃO A-A
ESC 1:25



V4016
ESC 1:50

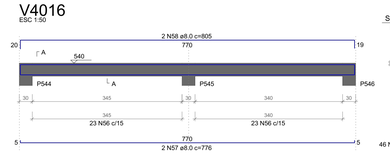

SEÇÃO A-A
ESC 1:25

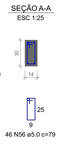

V4017
ESC 1:50

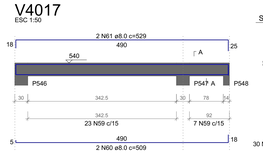

SEÇÃO A-A
ESC 1:25



V4018
ESC 1:50

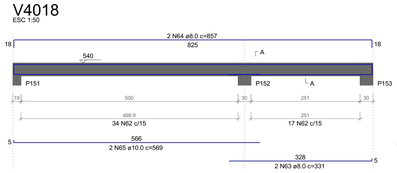

SEÇÃO A-A
ESC 1:25

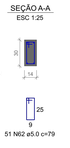

V4019
ESC 1:50

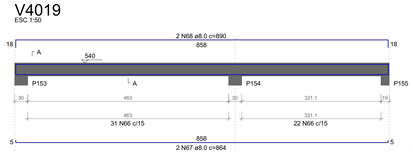

SEÇÃO A-A
ESC 1:25



V4020
ESC 1:50

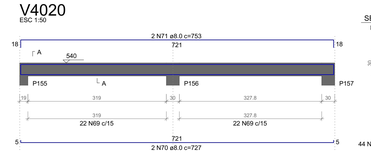

SEÇÃO A-A
ESC 1:25

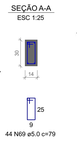

V4021
ESC 1:50

SEÇÃO A-A
ESC 1:25

V4022
ESC 1:50

SEÇÃO A-A
ESC 1:25

V4023
ESC 1:50

SEÇÃO A-A
ESC 1:25

V4024
ESC 1:50

SEÇÃO A-A
ESC 1:25

V4025
ESC 1:50

SEÇÃO A-A
ESC 1:25

V4026
ESC 1:50

SEÇÃO A-A
ESC 1:25

V4027
ESC 1:50

SEÇÃO A-A
ESC 1:25

V4028
ESC 1:50

SEÇÃO A-A
ESC 1:25

V4029
ESC 1:50

SEÇÃO A-A
ESC 1:25

V4030
ESC 1:50

SEÇÃO A-A
ESC 1:25

V4031
ESC 1:50

SEÇÃO A-A
ESC 1:25

Relação do aço

ELEMENTO	AÇO	N	DIAM (mm)	QUANT	C.UNIT (cm)	C.TOTAL (cm)
V4001	CA60	1	5.0	48	79	3792
	CA50	2	6.3	2	371	742
	CA50	3	8.0	2	772	1544
	CA50	4	8.0	1	123	123
	CA50	5	8.0	2	228	456
	CA50	6	8.0	2	233	466
V4002	CA60	7	5.0	48	79	3792
	CA50	8	8.0	2	787	1574
	CA50	9	8.0	1	140	140
	CA50	10	8.0	2	807	1614
V4003	CA60	11	5.0	46	79	3634
	CA50	12	8.0	2	781	1562
	CA50	13	8.0	2	815	1630
V4004	CA60	14	5.0	23	79	1817
	CA50	15	8.0	2	401	802
V4005	CA50	16	8.0	2	435	870
	CA60	17	5.0	30	79	2370
	CA50	18	8.0	2	509	1018
	CA50	19	8.0	2	536	1072
V4006	CA60	20	5.0	35	79	2765
	CA50	21	8.0	2	586	1172
	CA50	22	8.0	2	606	1212
V4007	CA60	23	5.0	46	79	3634
	CA50	24	8.0	2	744	1488
	CA50	25	8.0	2	764	1528
V4008	CA60	26	5.0	24	79	1896
	CA50	27	8.0	2	408	816
	CA50	28	8.0	2	434	868
V4009	CA60	29	5.0	21	79	1659
	CA50	30	8.0	2	364	728
	CA50	31	8.0	2	390	780
V4010	CA60	32	5.0	15	79	1185
	CA50	33	8.0	2	280	560
	CA50	34	8.0	2	306	612
V4011	CA60	35	5.0	80	79	6320
	CA50	36	6.3	4	281	1124
	CA50	37	8.0	2	199	398
	CA50	38	8.0	2	360	720
	CA50	39	8.0	2	219	438
	CA50	40	10.0	4	631	2524
V4012	CA60	41	5.0	32	79	2528
	CA50	42	8.0	2	519	1038
	CA50	43	8.0	2	545	1090
V4013	CA60	44	5.0	80	79	6320
	CA50	45	6.3	4	281	1124
	CA50	46	8.0	2	199	398
	CA50	47	8.0	2	360	720
	CA50	48	8.0	2	219	438
	CA50	49	10.0	4	631	2524
V4014	CA60	50	5.0	23	79	1817
	CA50	51	8.0	2	389	778
	CA50	52	8.0	2	415	830
V4015	CA60	53	5.0	46	79	3634
	CA50	54	8.0	2	779	1558
	CA50	55	8.0	2	813	1626
V4016	CA60	56	5.0	46	79	3634
	CA50	57	8.0	2	776	1552
	CA50	58	8.0	2	805	1610
V4017	CA60	59	5.0	30	79	2370
	CA50	60	8.0	2	509	1018
	CA50	61	8.0	2	529	1058
V4018	CA60	62	5.0	51	79	4029
	CA50	63	8.0	2	331	662
	CA50	64	8.0	2	857	1714
	CA50	65	10.0	2	569	1138
V4019	CA60	66	5.0	53	79	4187
	CA50	67	8.0	2	864	1728
	CA50	68	8.0	2	890	1780
V4020	CA60	69	5.0	44	79	3476
	CA50	70	8.0	2	727	1454
	CA50	71	8.0	2	753	1506
V4021	CA60	72	5.0	23	79	1817
	CA50	73	8.0	2	393	786
	CA50	74	8.0	2	419	838
V4022	CA60	75	5.0	37	79	2923
	CA50	76	8.0	2	643	1286
	CA50	77	10.0	2	614	1228
V4023	CA60	78	5.0	34	79	2686
	CA50	79	6.3	2	294	588
	CA50	80	8.0	2	558	1116
	CA50	81	8.0	2	291	582
V4024	CA60	82	5.0	50	79	3950
	CA50	83	6.3	2	384	768
	CA50	84	8.0	1	122	122
	CA50	85	8.0	2	227	454
	CA50	86	8.0	1	126	126
	CA50	87	8.0	2	251	502
	CA50	88	10.0	2	804	1608
V4025	CA60	89	5.0	44	79	3476
	CA50	90	8.0	2	717	1434
	CA50	91	8.0	2	737	1474
V4026	CA60	92	5.0	45	79	3555
	CA50	93	8.0	2	758	1516
	CA50	94	8.0	2	784	1568
V4027	CA60	95	5.0	48	79	3792
	CA50	96	8.0	2	786	1572
	CA50	97	8.0	2	806	1612
V4028	CA60	98	5.0	46	79	3634
	CA50	99	6.3	2	357	714
	CA50	100	8.0	2	179	358
	CA50	101	8.0	2	272	544
	CA50	102	10.0	2	757	1514
V4029	CA60	103	5.0	37	79	2923
	CA50	104	6.3	2	220	440
	CA50	105	8.0	2	623	1246
	CA50	106	8.0	2	290	580
	CA50	107	8.0	2	159	318
V4030	CA60	108	5.0	32	79	2528
	CA50	109	8.0	2	541	1082
	CA50	110	8.0	2	561	1122
V4031	CA60	111	5.0	44	79	3476
	CA50	112	8.0	2	705	1410
	CA50	113	8.0	2	714	1428

Resumo do aço

AÇO	DIAM (mm)	C.TOTAL (m)	PESO + 2 % (kg)
CA50	6.3	55	13.7
	8.0	698.3	281
	10.0	105.4	66.3
CA60	5.0	996.2	156.6
PESO TOTAL (kg)			
CA50	361		
CA60	156.6		

Volume de concreto (C-25) = 7.65 m³
Área de forma = 134.71 m²

Nº	Comentário	Data	Autor
0	Emissão inicial		AUGUSTO

PROJE ENGENHARIA
Rua SAMUEL CEZAR, 443 - AGUA VERDE / FONE: (41) 99904-1118
WWW.PROJETTAR.ENG.BR / COMERCIAL@PROJETTAR.ENG.BR

Obra:
HOSPITAL EM ALVENARIA
RUA DOS PESSEGUEIROS, 55

Código do Projeto: **6306**

Proprietário:
MUNICIPIO DE CORREIA PINTO

Assinatura:

Autor Projeto:
AUGUSTO CESAR HENKE GRUBER
Autor Projeto: CREA PR-33.825/D

Assinatura:

Referências:
ARMADURA VIGAS

Escala: INDICADA
Desenho: AUGUSTO
Coordenador: AUGUSTO
Obra:

Pranche: **85** / 87

Revisão: R.0

PROJETO ESTRUTURAL

A0-1189x841mm

V4032
ESC 1:50

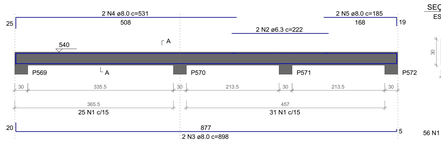

SEÇÃO A-A
ESC 1:25

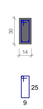

V4033
ESC 1:50

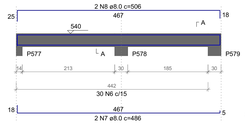

SEÇÃO A-A
ESC 1:25

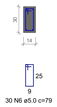

V4034
ESC 1:50

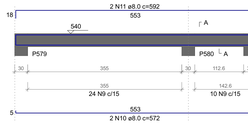

SEÇÃO A-A
ESC 1:25

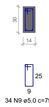

V4035
ESC 1:50



SEÇÃO A-A
ESC 1:25

V4036
ESC 1:50



SEÇÃO A-A
ESC 1:25

V4037
ESC 1:50

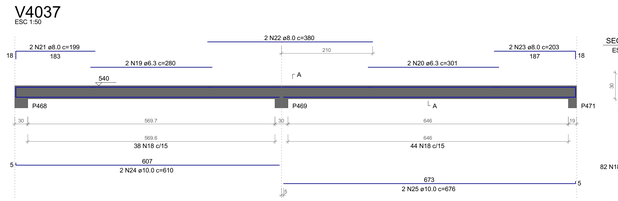

SEÇÃO A-A
ESC 1:25

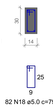

V4038
ESC 1:50

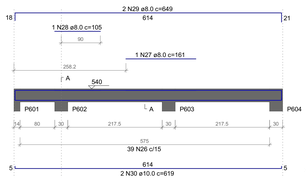

SEÇÃO A-A
ESC 1:25



V4039
ESC 1:50

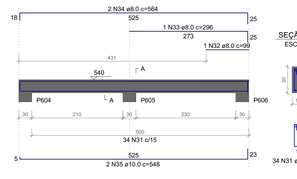

SEÇÃO A-A
ESC 1:25

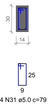

V4040
ESC 1:50

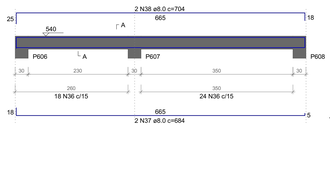

SEÇÃO A-A
ESC 1:25

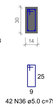

V4041
ESC 1:50

SEÇÃO A-A
ESC 1:25

V4042
ESC 1:50

SEÇÃO A-A
ESC 1:25

V4043
ESC 1:50

SEÇÃO A-A
ESC 1:25

V4044
ESC 1:50

SEÇÃO A-A
ESC 1:25

V4045
ESC 1:50

SEÇÃO A-A
ESC 1:25

V4046
ESC 1:50

SEÇÃO A-A
ESC 1:25

V4047
ESC 1:50

SEÇÃO A-A
ESC 1:25

V4048
ESC 1:50

SEÇÃO A-A
ESC 1:25

V4049
ESC 1:50

SEÇÃO A-A
ESC 1:25

V4050
ESC 1:50

SEÇÃO A-A
ESC 1:25



V4051
ESC 1:50

SEÇÃO A-A
ESC 1:25

V4052
ESC 1:50

SEÇÃO A-A
ESC 1:25

V4053
ESC 1:50

SEÇÃO A-A
ESC 1:25

V4054
ESC 1:50

SEÇÃO A-A
ESC 1:25

V4055
ESC 1:50

SEÇÃO A-A
ESC 1:25

V4056
ESC 1:50

SEÇÃO A-A
ESC 1:25

V4057
ESC 1:50

SEÇÃO A-A
ESC 1:25

V4058
ESC 1:50

SEÇÃO A-A
ESC 1:25

V4059
ESC 1:50

SEÇÃO A-A
ESC 1:25

Relação do aço

ELEMENTO	AÇO	N	DIAM (mm)	QUANT	C.UNIT (cm)	C.TOTAL (cm)
V4032	CA60	1	5.0	56	79	4424
	CA50	2	6.3	2	222	444
	CA50	3	8.0	2	898	1796
	CA50	4	8.0	2	531	1062
	CA50	5	8.0	2	185	370
V4033	CA60	6	5.0	30	79	2370
	CA50	7	8.0	2	486	972
	CA50	8	8.0	2	506	1012
V4034	CA60	9	5.0	34	79	2686
	CA50	10	8.0	2	572	1144
	CA50	11	8.0	2	592	1184
V4035	CA50	12	5.0	48	79	3792
	CA50	13	8.0	2	801	1602
	CA50	14	8.0	2	827	1654
V4036	CA60	15	5.0	32	79	2528
	CA50	16	8.0	2	526	1052
	CA50	17	8.0	2	552	1104
V4037	CA60	18	5.0	82	79	6478
	CA50	19	6.3	2	280	560
	CA50	20	6.3	2	301	602
	CA50	21	8.0	2	199	398
	CA50	22	8.0	2	380	760
	CA50	23	8.0	2	203	406
	CA50	24	10.0	2	610	1220
	CA50	25	10.0	2	676	1352
V4038	CA60	26	5.0	39	79	3081
	CA50	27	8.0	1	161	161
	CA50	28	8.0	1	105	105
	CA50	29	8.0	2	649	1298
	CA50	30	10.0	2	619	1238
V4039	CA60	31	5.0	34	79	2686
	CA50	32	8.0	1	99	99
	CA50	33	8.0	1	296	296
	CA50	34	8.0	2	564	1128
	CA50	35	10.0	2	548	1096
V4040	CA60	36	5.0	42	79	3318
	CA50	37	8.0	2	684	1368
	CA50	38	8.0	2	704	1408
V4041	CA60	39	5.0	53	79	4187
	CA50	40	6.3	2	225	450
	CA50	41	8.0	2	369	738
	CA50	42	8.0	2	531	1062
	CA50	43	8.0	1	138	138
	CA50	44	8.0	2	193	386
	CA50	45	10.0	2	505	1010
V4042	CA60	46	5.0	46	3634	
	CA50	47	6.3	2	338	676
	CA50	48	8.0	1	140	140
	CA50	49	8.0	1	180	180
	CA50	50	8.0	2	265	530
	CA50	51	8.0	2	204	408
	CA50	52	10.0	2	753	1506
V4043	CA60	53	5.0	51	79	4029
	CA50	54	8.0	1	105	105
	CA50	55	8.0	2	809	1618
	CA50	56	10.0	2	793	1586
V4044	CA60	57	5.0	30	79	2370
	CA50	58	8.0	2	243	486
	CA50	59	10.0	1	150	150
	CA50	60	10.0	2	490	980
	CA50	61	10.0	1	156	156
	CA50	62	10.0	2	281	562
V4045	CA60	63	5.0	33	79	2607
	CA50	64	8.0	1	120	120
	CA50	65	8.0	3	585	1755
	CA50	66	10.0	2	559	1118
V4046	CA60	67	5.0	51	79	4029
	CA50	68	8.0	1	346	346
	CA50	69	8.0	2	846	1692
	CA50	70	10.0	2	812	1624
V4047	CA60	71	5.0	47	79	3713
	CA50	72	8.0	2	777	1554
	CA50	73	8.0	2	803	1606
V4048	CA60	74	5.0	59	79	4661
	CA50	75	6.3	2	255	510
	CA50	76	8.0	2	475	950
	CA50	77	8.0	1	180	180
	CA50	78	8.0	2	689	1378
	CA50	79	10.0	2	536	1072
V4049	CA60	80	5.0	38	79	3002
	CA50	81	8.0	1	135	135
	CA50	82	8.0	2	609	1218
	CA50	83	10.0	2	593	1186
V4050	CA60	84	5.0	49	79	3871
	CA50	85	8.0	2	799	1598
	CA50	86	8.0	2	825	1650
V4051	CA60	87	5.0	49	79	3871
	CA50	88	6.3	2	403	806
	CA50	89	8.0	4	219	876
	CA50	90	10.0	2	793	1586
V4052	CA60	91	5.0	42	79	3318
	CA50	92	6.3	2	251	502
	CA50	93	8.0	4	239	956
	CA50	94	10.0	2	681	1362
V4053	CA60	95	5.0	50	79	3950
	CA50	96	8.0	2	813	1626
	CA50	97	8.0	2	833	1666
V4054	CA60	98	5.0	18	79	1422
	CA50	99	8.0	2	277	554
	CA50	100	8.0	2	297	594
V4055	CA60	101	5.0	43	79	3397
	CA50	102	6.3	2	303	606
	CA50	103	8.0	2	214	428
	CA50	104	8.0	2	234	468
	CA50	105	10.0	2	703	1406
V4056	CA60	106	5.0	36	79	2844
	CA50	107	8.0	2	531	1062
	CA50	108	8.0	2	557	1114
V4057	CA60	109	5.0	68	79	5372
	CA50	110	6.3	2	224	448
	CA50	111	8.0	2	541	1082
	CA50	112	8.0	2	194	388
	CA50	113	8.0	2	725	1450
	CA50	114	10.0	2	624	1248
V4058	CA60	115	5.0	55	79	4345
	CA50	116	8.0	2	928	1856
	CA50	117	8.0	1	236	236
	CA50	118	8.0	2	948	1896
V4059	CA60	119	5.0	56	79	4424
	CA50	120	8.0	2	938	1876
	CA50	121	8.0	2	958	1916

Resumo do aço

AÇO	DIAM (mm)	C.TOTAL (m)	PESO = 2 % (kg)
CA50	6.3	56.1	14
	8.0	604	243.1
	10.0	214.6	134.9
CA60	5.0	1004.1	157.9
PESO TOTAL (kg)			
CA50	392		
CA60	157.9		

Volume de concreto (C-25) = 7.57 m³
Área de forma = 133.33 m²

Nº	Comentário	Data	Autor
0	Emissão inicial		AUGUSTO

PROJETO ENGENHARIA
RUA SAMUEL CEZAR, 440 / ÁGUA VERDE / FONE: (41) 99906-4118
WWW.PROJETTAE.ENG.BR / COMERCIAL@PROJETTAE.ENG.BR

Obra:
HOSPITAL EM ALVENARIA
RUA DOS PESSEGUEIROS, SN

Código do Projeto:
6306

Proprietário:
MUNICIPIO DE CORREIA PINTO

Assinatura:

Autor Projeto:
AUGUSTO CESAR HENKE GRUBER
Autor Projeto — CREA PR-33.829/D

Assinatura:

Referências:
ARMADURA VIGAS

Escala: INDICADA
Desenho: AUGUSTO
Coordenador: AUGUSTO
Data:

Prancha: **86** / 87

Revisão: R.0

PROJETO ESTRUTURAL

A0-1188x841mm

V4060
ESC 1:50

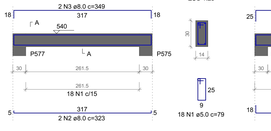

V4061
ESC 1:50

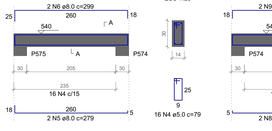

V4062
ESC 1:50

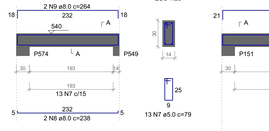

V4063
ESC 1:50

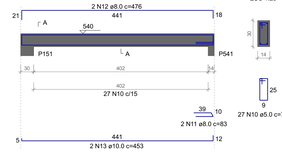

V4064
ESC 1:50



V4065
ESC 1:50

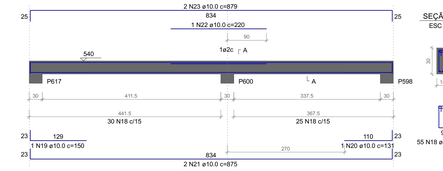

V4066
ESC 1:50

V4067
ESC 1:50

V4068
ESC 1:50

V4069
ESC 1:50

V4070
ESC 1:50

V4071
ESC 1:50

V4072
ESC 1:50

V4073
ESC 1:50

V4074
ESC 1:50

V4075
ESC 1:50

V4076
ESC 1:50

V4077
ESC 1:50

V4078
ESC 1:50

V4079
ESC 1:50

V4080
ESC 1:50

V4081
ESC 1:50

V4082
ESC 1:50

V4083
ESC 1:50

V4084
ESC 1:50

V4085
ESC 1:50

V4086
ESC 1:50

V4087
ESC 1:50

Relação do aço

ELEMENTO	AÇO	N	DIAM (mm)	QUANT	C.UNIT (cm)	C.TOTAL (cm)
V4060	CA60	1	5.0	18	79	1422
	CA50	2	8.0	2	323	646
	CA50	3	8.0	2	349	698
V4061	CA60	4	5.0	16	79	1264
	CA50	5	8.0	2	279	558
	CA50	6	8.0	2	299	598
V4062	CA60	7	5.0	13	79	1027
	CA50	8	8.0	2	238	476
	CA50	9	8.0	2	264	528
V4063	CA60	10	5.0	27	79	2133
	CA50	11	8.0	2	83	166
	CA50	12	8.0	2	476	952
	CA50	13	10.0	2	453	906
V4064	CA60	14	5.0	32	79	2528
	CA50	15	6.3	2	220	440
	CA50	16	8.0	2	510	1020
	CA50	17	8.0	4	168	672
V4065	CA60	18	5.0	55	79	4345
	CA50	19	10.0	1	150	150
	CA50	20	10.0	1	131	131
	CA50	21	10.0	2	875	1750
	CA50	22	10.0	1	220	220
	CA50	23	10.0	2	879	1758
V4066	CA60	24	5.0	59	79	4661
	CA50	25	8.0	2	411	822
	CA50	26	8.0	2	980	1960
	CA50	27	10.0	2	576	1152
V4067	CA60	28	5.0	40	79	3160
	CA50	29	8.0	2	677	1354
	CA50	30	10.0	2	650	1300
V4068	CA60	31	5.0	49	79	3871
	CA50	32	6.3	2	290	580
	CA50	33	8.0	2	824	1648
	CA50	34	8.0	2	341	682
	CA50	35	8.0	2	239	478
V4069	CA60	36	5.0	11	79	869
	CA50	37	8.0	2	187	374
	CA50	38	8.0	2	207	414
V4070	CA60	39	5.0	32	79	2528
	CA50	40	6.3	2	220	440
	CA50	41	8.0	2	510	1020
	CA50	42	8.0	4	168	672
V4071	CA60	43	5.0	26	79	2054
	CA50	44	8.0	2	431	862
	CA50	45	8.0	2	451	902
V4072	CA60	46	5.0	20	79	1580
	CA50	47	8.0	2	342	684
	CA50	48	8.0	2	365	730
V4073	CA60	49	5.0	30	79	2370
	CA50	50	8.0	2	524	1048
	CA50	51	8.0	1	311	311
	CA50	52	8.0	2	550	1100
V4074	CA60	53	5.0	31	79	2449
	CA50	54	8.0	1	144	144
	CA50	55	8.0	2	531	1062
	CA50	56	10.0	1	510	1020
V4075	CA60	57	5.0	50	79	3950
	CA50	58	8.0	2	797	1594
	CA50	59	10.0	2	770	1540
V4076	CA60	60	5.0	48	79	3792
	CA50	61	8.0	2	771	1542
	CA50	62	8.0	2	797	1594
V4077	CA60	63	5.0	17	79	1343
	CA50	64	8.0	2	316	632
	CA50	65	8.0	2	342	684
V4078	CA60	66	5.0	43	79	3397
	CA50	67	6.3	2	322	644
	CA50	68	8.0	2	219	438
	CA50	69	8.0	2	199	398
	CA50	70	10.0	2	692	1384
V4079	CA60	71	5.0	39	79	3081
	CA50	72	6.3	2	261	522
	CA50	73	8.0	2	199	398
	CA50	74	8.0	2	219	438
	CA50	75	10.0	2	631	1262
V4080	CA60	76	5.0	32	79	2528
	CA50	77	8.0	2	535	1070
	CA50	78	8.0	2	561	1122
V4081	CA60	79	5.0	35	79	2765
	CA50	80	8.0	2	446	892
	CA50	81	10.0	2	203	406
	CA50	82	10.0	1	238	238
	CA50	83	10.0	2	632	1264
V4082	CA60	84	5.0	42	79	3318
	CA50	85	8.0	2	739	1478
	CA50	86	8.0	2	756	1512
V4083	CA60	87	5.0	34	79	2686
	CA50	88	6.3	2	230	460
	CA50	89	8.0	2	199	398
	CA50	90	8.0	2	179	358
	CA50	91	10.0	2	560	1120
V4084	CA60	92	5.0	39	79	3081
	CA50	93	6.3	2	266	532
	CA50	94	8.0	2	199	398
	CA50	95	8.0	2	229	458
	CA50	96	10.0	2	646	1292
V4085	CA60	97	5.0	32	79	2528
	CA50	98	8.0	2	529	1058
	CA50	99	8.0	2	555	1110
V4086	CA60	100	5.0	33	79	2607
	CA50	101	8.0	2	557	1114
	CA50	102	8.0	2	583	1166
V4087	CA60	103	5.0	41	79	3239
	CA50	104	8.0	2	673	1346
	CA50	105	8.0	2	693	1386

Resumo do aço

AÇO	DIAM (mm)	C.TOTAL (m)	PESO + 2 % (kg)
CA50	6.3	36.2	9
	8.0	451.7	181.8
	10.0	169	106.2
CA60	5.0	745.8	117.2

PESO TOTAL (kg)	
CA50	297
CA60	117.2

Volume de concreto (C-25) = 5.63 m³
Área de forma = 99.17 m²

Nº	Comentário	Data	Autor
0	Emissão inicial		AUGUSTO

PROJE ENGENHARIA
RUA SAMUEL CEZAR, 440 - ÁGUA VERDE - T. FONE: (41) 99506-4118
WWW.PROJETTAR.ENG.BR - COMERCIAL@PROJETTAR.ENG.BR

Obra:
HOSPITAL EM ALVENARIA
RUA DOS PESSEGUEIROS, SN

Código do Projeto : **6306**

Proprietário:
MUNICIPIO DE CORREIA PINTO

Assinatura:

Autor Projeto:
AUGUSTO CESAR HENKE GRUBER
Autor Projeto — CREA PR-33.829/D

Assinatura:

Referências:
ARMADURA VIGAS

Escala: INDICADA
Desenho: AUGUSTO
Coordenador: AUGUSTO
Data:
Prancha: **87** (87)
Revisão: R.0

PROJETO ESTRUTURAL

A0-1188x841mm

Memorial Descritivo: Projeto Estrutural

1. Identificação da Obra e Responsabilidade Técnica

- **Proprietário/Contratante:** Município de Correia Pinto.
- **Endereço da Obra:** Rua dos Pessegueiros, SN, Bairro Pro Flor, Correia Pinto/SC.
- **Responsável Técnico:** Augusto Cesar Henke Gruber.
- **Registro Profissional:** CREA-PR PR-33.829/D.
- **Empresa Responsável:** MGR Projettar Engenharia de Projetos Eireli - ME.
- **Área de Intervenção:** 3.359,19 m².

2. Normas Aplicáveis

O projeto foi desenvolvido em estrita observância às normas da ABNT, em especial:

- **NBR 6118:** Projeto de estruturas de concreto - Procedimento.
- **NBR 6122:** Projeto e execução de fundações.
- **NBR 12655:** Concreto de cimento Portland - Preparo, controle, recebimento e aceitação.

3. Diretrizes de Projeto e Materiais

De acordo com as especificações técnicas determinadas para esta edificação:

- **Classe de Agressividade Ambiental (CAA):** Foi adotada a **Classe II (Moderada)**, condizente com ambientes urbanos, visando garantir a durabilidade e a proteção contra a corrosão das armaduras.
- **Concreto Estrutural:** Será utilizado concreto com **$fck = 25 \text{ MPa}$**. O cobrimento nominal das armaduras deve respeitar as exigências da NBR 6118 para a Classe II.
- **Aço:** Armaduras em aço CA-50 e CA-60, conforme detalhamento em pranchas.

4. Sistema de Fundação

- **Tipo de Fundação:** Sapatas isoladas em concreto armado.
- **Capacidade de Carga:** O dimensionamento considerou uma pressão admissível do solo de 3,4 kgf/cm².
- **Execução:** O fundo das escavações deve ser devidamente apiloado e limpo, com a execução de uma camada de concreto magro (lastro) de no mínimo 5 cm para evitar o contato direto do aço com o solo.

5. Superestrutura

A estrutura é composta por um sistema de pórticos espaciais (lajes, vigas e pilares) em concreto armado, dimensionados para suportar as cargas permanentes e acidentais previstas, garantindo a estabilidade global da edificação.

6. Considerações Finais

Qualquer alteração na carga prevista, no uso da edificação ou a constatação de solo com características divergentes das adotadas no projeto durante a escavação deverá ser comunicada imediatamente ao responsável técnico.

AUGUSTO CESAR HENKE GRUBER

ENG. CIVIL CREA PR-33.829/D

M1
ESC 1:25

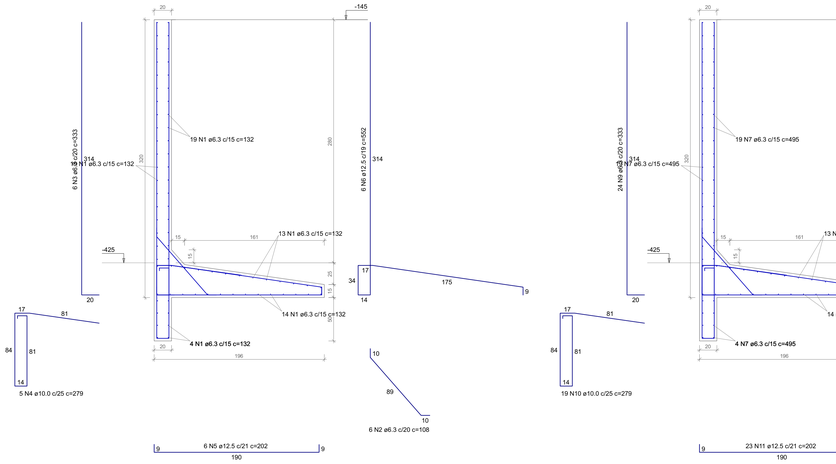

6 N5 ø12.5 c/21 c=202 — 190

M2
ESC 1:25

23 N11 ø12.5 c/21 c=202 — 190

M3
ESC 1:25

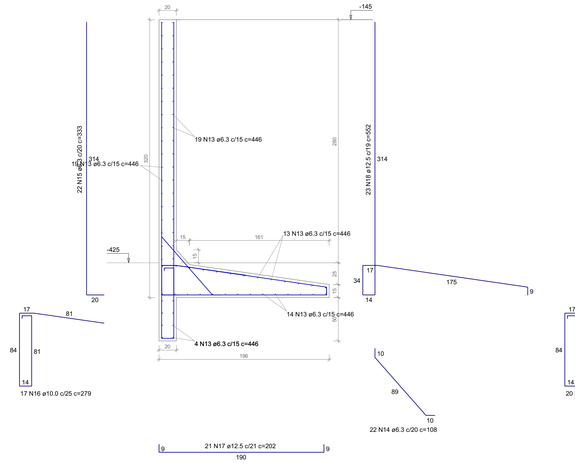

21 N17 ø12.5 c/21 c=202 — 190

M4
ESC 1:25

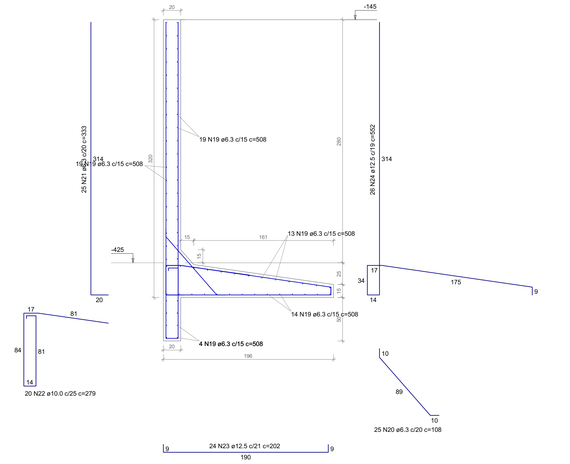

24 N23 ø12.5 c/21 c=202 — 190

Relação do aço

ELEMENTO	AÇO	N	DIAM (mm)	QUANT	C.UNIT (cm)	C.TOTAL (cm)
M1	CA50	1	6.3	73	132	9636
	CA50	2	6.3	6	108	648
	CA50	3	6.3	6	333	1998
	CA50	4	10.0	5	279	1395
	CA50	5	12.5	6	202	1212
	CA50	6	12.5	6	552	3312
M2	CA50	7	6.3	73	495	36135
	CA50	8	6.3	24	108	2592
	CA50	9	6.3	24	333	7992
	CA50	10	10.0	19	279	5301
	CA50	11	12.5	23	202	4646
	CA50	12	12.5	26	552	14352
M3	CA50	13	6.3	73	446	32558
	CA50	14	6.3	22	108	2376
	CA50	15	6.3	22	333	7326
	CA50	16	10.0	17	279	4743
	CA50	17	12.5	21	202	4242
	CA50	18	12.5	23	552	12696
M4	CA50	19	6.3	73	508	37084
	CA50	20	6.3	25	108	2700
	CA50	21	6.3	25	333	8325
	CA50	22	10.0	20	279	5580
	CA50	23	12.5	24	202	4848
	CA50	24	12.5	26	552	14352
M5	CA50	25	6.3	73	518	37814
	CA50	26	6.3	25	108	2700
	CA50	27	6.3	25	333	8325
	CA50	28	10.0	20	279	5580
	CA50	29	12.5	24	202	4848
	CA50	30	12.5	27	552	14904
M6	CA50	31	6.3	73	521	38033
	CA50	32	6.3	26	108	2808
	CA50	33	6.3	26	333	8658
	CA50	34	10.0	20	279	5580
	CA50	35	12.5	24	202	4848
	CA50	36	12.5	27	552	14904
M7	CA50	37	6.3	73	500	36500
	CA50	38	6.3	25	108	2700
	CA50	39	6.3	25	333	8325
	CA50	40	10.0	20	279	5580
	CA50	41	12.5	23	202	4646
	CA50	42	12.5	26	552	14352
M8	CA50	43	6.3	73	65	4745
	CA50	44	6.3	3	108	324
	CA50	45	6.3	3	333	999
	CA50	46	10.0	2	279	558
	CA50	47	12.5	3	202	606
	CA50	48	12.5	3	552	1656
M9	CA50	49	6.3	73	215	15695
	CA50	50	6.3	10	108	1080
	CA50	51	6.3	10	333	3330
	CA50	52	10.0	8	279	2232
	CA50	53	12.5	10	202	2020
	CA50	54	12.5	11	552	6072
M10	CA60	55	5.0	10	283	2830
	CA50	56	6.3	63	215	13545
	CA50	57	6.3	10	95	950
	CA50	58	10.0	8	255	2040
	CA50	59	12.5	8	174	1392
	CA50	60	12.5	10	463	4630
M11	CA60	61	5.0	12	253	3036
	CA50	62	6.3	56	256	14336
	CA50	63	6.3	12	95	1140
	CA50	64	10.0	10	255	2550
	CA50	65	12.5	10	153	1530
	CA50	66	12.5	10	412	4120
M12	CA60	67	5.0	12	203	2436
	CA50	68	6.3	46	256	11776
	CA50	69	6.3	12	94	1128
	CA50	70	10.0	10	254	2540
	CA50	71	12.5	10	118	1180
	CA50	72	12.5	10	327	3270

Resumo do aço

AÇO	DIAM (mm)	C.TOTAL (m)	PESO + 2 % (kg)
CA50	6.3	3642.9	909.2
	10.0	436.8	274.7
	12.5	1446.4	1421.2
CA60	5.0	83.1	13.1

PESO TOTAL (kg)	
CA50	2605.1
CA60	13.1

Volume de concreto (C-25) = 48.15 m³
Área de forma = 434.33 m²

M5
ESC 1:25



24 N29 ø12.5 c/21 c=202 — 190

M6
ESC 1:25

24 N35 ø12.5 c/21 c=202 — 190

M7
ESC 1:25

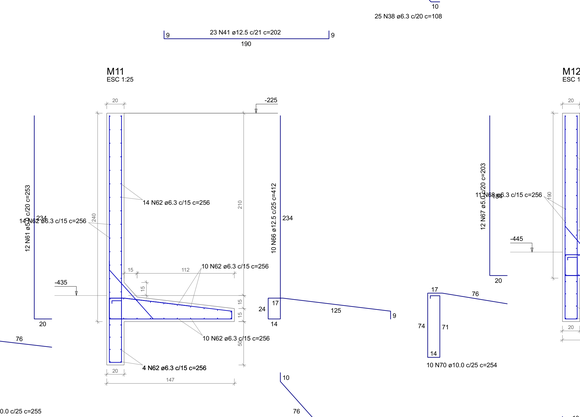

23 N41 ø12.5 c/21 c=202 — 190

M8
ESC 1:25

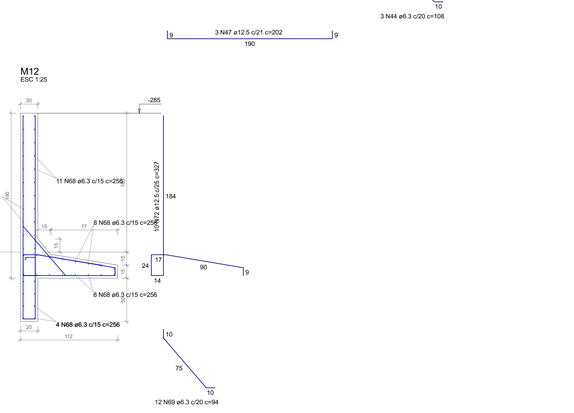

3 N47 ø12.5 c/21 c=202 — 190

M9
ESC 1:25

10 N53 ø12.5 c/21 c=202 — 190

M10
ESC 1:25

8 N59 ø12.5 c/25 c=174 — 162

M11
ESC 1:25

10 N65 ø12.5 c/25 c=153 — 141

M12
ESC 1:25

10 N71 ø12.5 c/25 c=118 — 106

Nº	Comentário	Data	Autor
0	Emissão inicial		AUGUSTO

PROJE ENGENHARIA
RUA SAMUEL CEZAR, 440 - AGUA VERDE - T. FONE: +51 99304-4118
WWW.PROJETTAR.ENG.BR / COMERCIAL@PROJETTAR.ENG.BR

Obra:
HOSPITAL EM ALVENARIA
RUA DOM PEDRO II,BAIRRO, 0N

Código do Projeto :
6306

Proprietário:
MUNICIPIO DE CORREIA PINTO

Assinatura:

Autor Projeto:
AUGUSTO CESAR HENKE GRUBER
Autor Projeto
CREA PR-33.829/D

Assinatura:

Referências:
ARMADURA MUROS DE ARRIMO

Escala:
INDICADA

Prancha:
57
87

Desenho:
AUGUSTO

Coordenador:
AUGUSTO

Data:

Revisão:
R.0

PROJETO ESTRUTURAL

A0-1188x841mm

M13
ESC 1:25

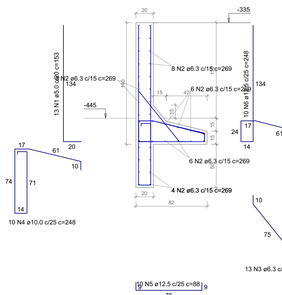

M14
ESC 1:25

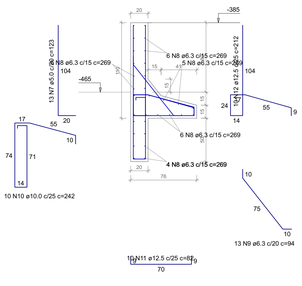

M15
ESC 1:25

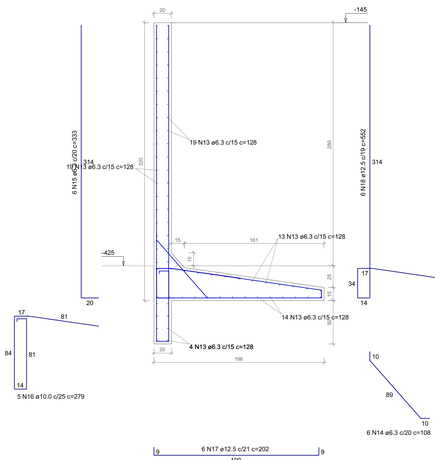

M16
ESC 1:25

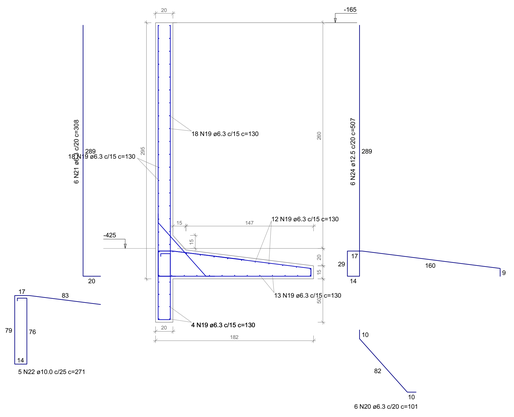

M17
ESC 1:25

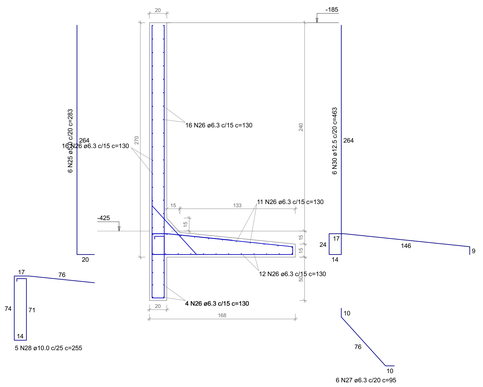

Relação do aço

ELEMENTO	AÇO	N	DIAM (mm)	QUANT	C.UNIT (cm)	C.TOTAL (cm)
M13	CA60	1	5.0	13	153	1989
	CA50	2	6.3	36	269	9684
	CA50	3	6.3	13	94	1222
	CA50	4	10.0	10	248	2480
	CA50	5	12.5	10	88	880
	CA50	6	12.5	10	248	2480
M14	CA60	7	5.0	13	123	1599
	CA50	8	6.3	31	269	8339
	CA50	9	6.3	13	94	1222
	CA50	10	10.0	10	242	2420
	CA50	11	12.5	10	82	820
	CA50	12	12.5	10	212	2120
M15	CA50	13	6.3	73	128	9344
	CA50	14	6.3	6	108	648
	CA50	15	6.3	6	333	1998
	CA50	16	10.0	5	279	1395
	CA50	17	12.5	6	202	1212
	CA50	18	12.5	6	552	3312
M16	CA50	19	6.3	69	130	8970
	CA50	20	6.3	6	101	606
	CA50	21	6.3	6	308	1848
	CA50	22	10.0	5	271	1355
	CA50	23	12.5	5	188	940
	CA50	24	12.5	6	507	3042
M17	CA60	25	5.0	6	283	1698
	CA50	26	6.3	63	130	8190
	CA50	27	6.3	6	95	570
	CA50	28	10.0	5	255	1275
	CA50	29	12.5	5	174	870
	CA50	30	12.5	6	463	2778
M18	CA60	31	5.0	7	253	1771
	CA50	32	6.3	56	152	8512
	CA50	33	6.3	7	95	665
	CA50	34	10.0	6	255	1530
	CA50	35	12.5	6	153	918
	CA50	36	12.5	6	412	2472
M19	CA60	37	5.0	7	223	1561
	CA50	38	6.3	50	152	7600
	CA50	39	6.3	7	95	665
	CA50	40	10.0	6	254	1524
	CA50	41	12.5	6	132	792
	CA50	42	12.5	6	361	2166
M20	CA60	43	5.0	7	193	1351
	CA50	44	6.3	42	152	6384
	CA50	45	6.3	7	94	658
	CA50	46	10.0	6	254	1524
	CA50	47	12.5	6	111	666
	CA50	48	12.5	6	311	1866
M21	CA60	49	5.0	7	163	1141
	CA50	50	6.3	36	152	5472
	CA50	51	6.3	7	94	658
	CA50	52	10.0	6	253	1518
	CA50	53	12.5	6	95	570
	CA50	54	12.5	6	265	1590
M22	CA60	55	5.0	7	163	1141
	CA50	56	6.3	36	150	5400
	CA50	57	6.3	7	94	658
	CA50	58	10.0	6	250	1500
	CA50	59	12.5	6	90	540
	CA50	60	12.5	6	260	1560
M23	CA60	61	5.0	7	163	1141
	CA50	62	6.3	36	150	5400
	CA50	63	6.3	7	94	658
	CA50	64	10.0	6	250	1500
	CA50	65	12.5	6	90	540
	CA50	66	12.5	6	260	1560
M24	CA60	67	5.0	7	163	1141
	CA50	68	6.3	36	150	5400
	CA50	69	6.3	7	94	658
	CA50	70	10.0	6	250	1500
	CA50	71	12.5	6	90	540
	CA50	72	12.5	6	260	1560
M25	CA60	73	5.0	7	163	1141
	CA50	74	6.3	36	150	5400
	CA50	75	6.3	7	94	658
	CA50	76	10.0	6	250	1500
	CA50	77	12.5	6	90	540
	CA50	78	12.5	6	260	1560
M26	CA60	79	5.0	7	163	1141
	CA50	80	6.3	36	150	5400
	CA50	81	6.3	7	94	658
	CA50	82	10.0	6	250	1500
	CA50	83	12.5	6	90	540
	CA50	84	12.5	6	260	1560
M27	CA60	85	5.0	7	163	1141
	CA50	86	6.3	36	150	5400
	CA50	87	6.3	7	94	658
	CA50	88	10.0	6	250	1500
	CA50	89	12.5	6	90	540
	CA50	90	12.5	6	260	1560
M28	CA60	91	5.0	7	163	1141
	CA50	92	6.3	36	150	5400
	CA50	93	6.3	7	94	658
	CA50	94	10.0	6	250	1500
	CA50	95	12.5	6	90	540
	CA50	96	12.5	6	260	1560
M29	CA60	97	5.0	7	163	1141
	CA50	98	6.3	36	150	5400
	CA50	99	6.3	7	94	658
	CA50	100	10.0	6	250	1500
	CA50	101	12.5	6	90	540
	CA50	102	12.5	6	260	1560
M30	CA60	103	5.0	7	163	1141
	CA50	104	6.3	36	150	5400
	CA50	105	6.3	7	94	658
	CA50	106	10.0	6	250	1500
	CA50	107	12.5	6	90	540
	CA50	108	12.5	6	260	1560
M31	CA60	109	5.0	7	183	1281
	CA50	110	6.3	42	150	6300
	CA50	111	6.3	7	94	658
	CA50	112	10.0	6	254	1524
	CA50	113	12.5	6	104	624
	CA50	114	12.5	6	294	1764
M32	CA60	115	5.0	7	163	1141
	CA50	116	6.3	36	150	5400
	CA50	117	6.3	7	94	658
	CA50	118	10.0	6	250	1500
	CA50	119	12.5	6	90	540
	CA50	120	12.5	6	260	1560
M33	CA60	121	5.0	10	123	1230
	CA50	122	6.3	30	200	6000
	CA50	123	6.3	10	94	940
	CA50	124	10.0	8	237	1896
	CA50	125	12.5	8	77	616
	CA50	126	12.5	8	209	1672
M34	CA60	127	5.0	5	143	715
	CA50	128	6.3	32	100	3200
	CA50	129	6.3	5	94	470
	CA50	130	10.0	4	241	964
	CA50	131	12.5	4	81	324
	CA50	132	12.5	4	232	928

M18
ESC 1:25

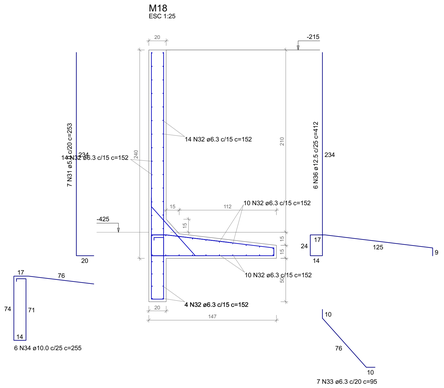

M19
ESC 1:25

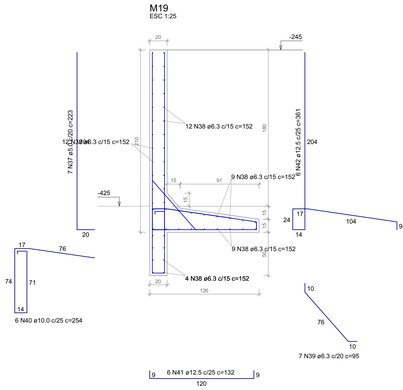

M20
ESC 1:25

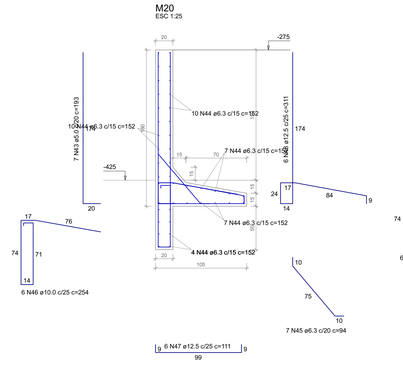

M21
ESC 1:25

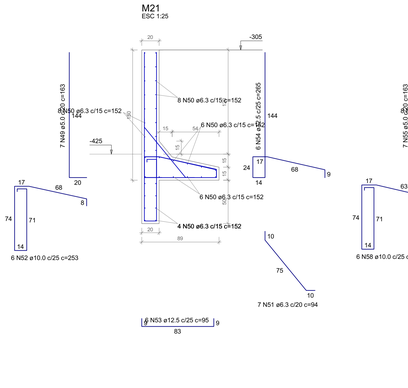

M22
ESC 1:25

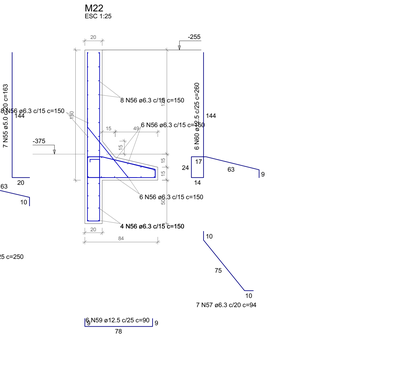

M23
ESC 1:25

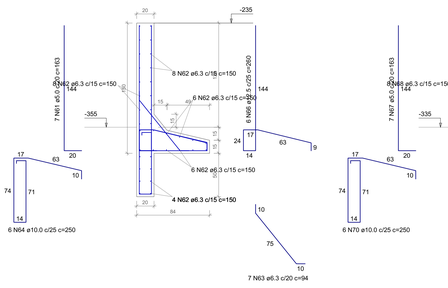

M24
ESC 1:25

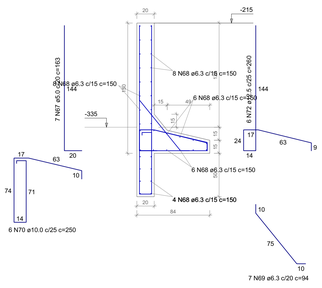

M25
ESC 1:25

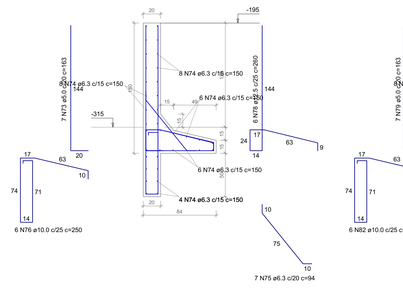

M26
ESC 1:25

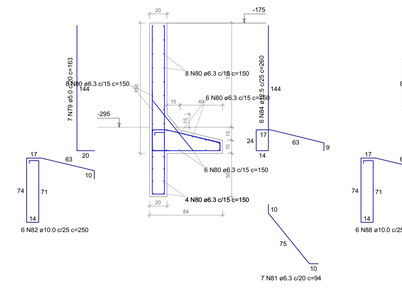

M27
ESC 1:25

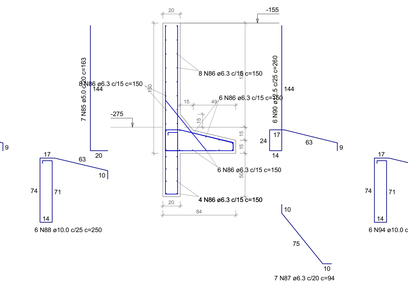

M28
ESC 1:25

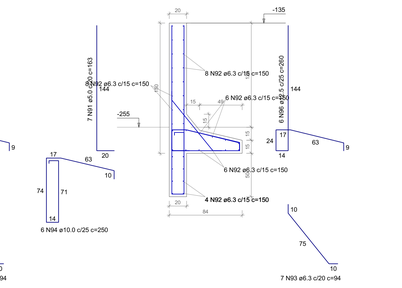

M29
ESC 1:25

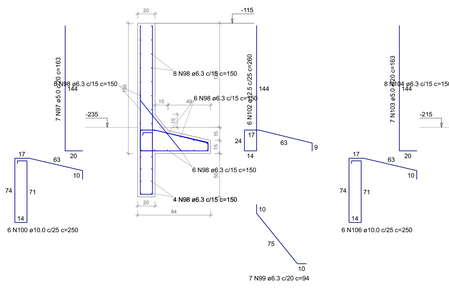

M30
ESC 1:25

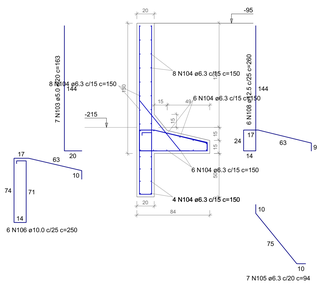

M31
ESC 1:25

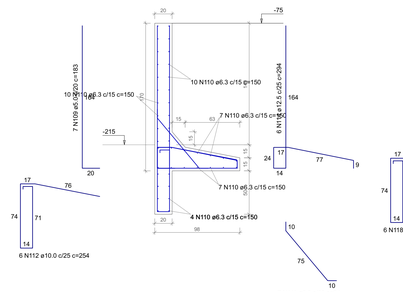

M32
ESC 1:25

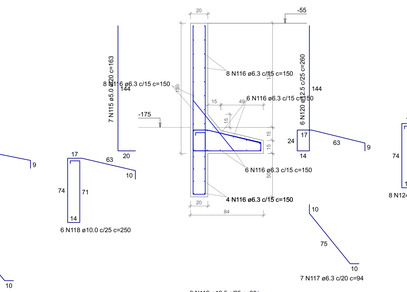

M33
ESC 1:25

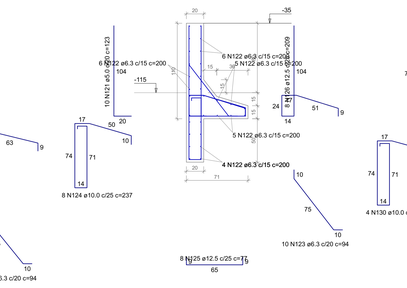

M34
ESC 1:25

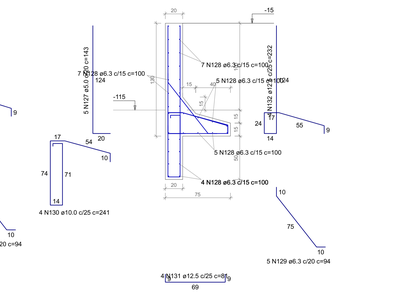

Resumo do aço

AÇO	DIAM (mm)	C.TOTAL (m)	PESO + 2 % (kg)
CA50	6.3	1614.1	402.9
	10.0	344.1	216.4
	12.5	564.3	554.4
CA60	5.0	257.5	40.5
PESO TOTAL (kg)			
CA50	1173.6		
CA60	40.5		

Volume de concreto (C-25) = 21.97 m³
Área de forma = 213.93 m²

Nº	Comentário	Data	Autor
0	Emissão inicial		AUGUSTO

PROJE ENGENHARIA
RUA SAMUEL CEZAR, 440 - AGUA VERDE - T. FONE: (51) 99506-4118
WWW.PROJETTAR.ENG.BR / COMERCIAL@PROJETTAR.ENG.BR

Obra:
HOSPITAL EM ALVENARIA
RUA DOS PESSEGUEIROS, SN

Código do Projeto: **6306**

Proprietário:
MUNICIPIO DE CORREIA PINTO

Assinatura:

Autor Projeto:
AUGUSTO CESAR HENKE GRUBER
Autor Projeto — CREA PR-33.829/D

Assinatura:

Referências:
ARMADURA MUROS DE ARRIMO

Escala: INDICADA
Desenho: AUGUSTO
Coordenador: AUGUSTO
Data:
Prancha: **58** 87
Revisão: R.0

PROJETO ESTRUTURAL

A0-1188x841mm

M35
ESC 1:25

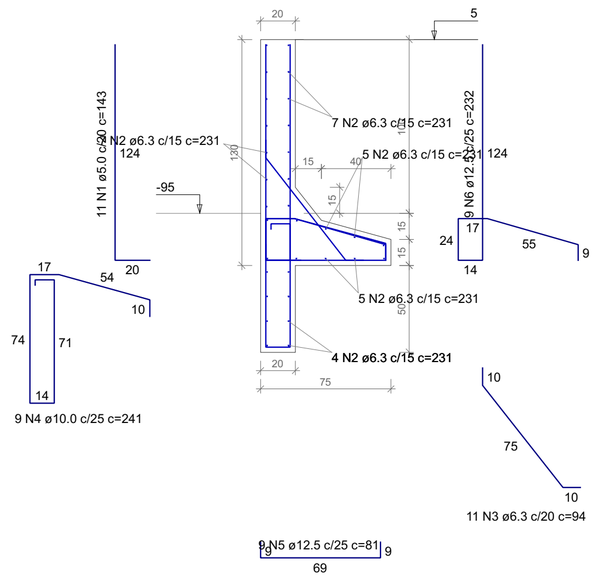

M36=M37=M38=M39=M40=M41=M42=M43
ESC 1:25

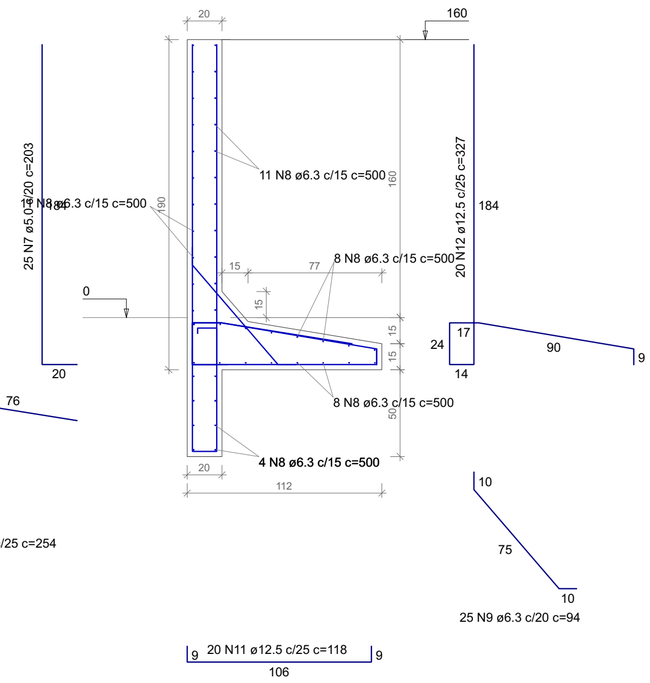

Relação do aço

ELEMENTO	AÇO	N	DIAM (mm)	QUANT	C.UNIT (cm)	C.TOTAL (cm)
M35	CA60	1	5.0	11	143	1573
	CA50	2	6.3	32	231	7392
	CA50	3	6.3	11	94	1034
	CA50	4	10.0	9	241	2169
	CA50	5	12.5	9	81	729
	CA50	6	12.5	9	232	2088
8xM36	CA60	7	5.0	200	203	40600
	CA50	8	6.3	368	500	184000
	CA50	9	6.3	200	94	18800
	CA50	10	10.0	160	254	40640
	CA50	11	12.5	160	118	18880
	CA50	12	12.5	160	327	52320
M44	CA60	13	5.0	20	203	4060
	CA50	14	6.3	46	410	18860
	CA50	15	6.3	20	94	1880
	CA50	16	10.0	16	254	4064
	CA50	17	12.5	16	118	1888
	CA50	18	12.5	16	327	5232

Resumo do aço

AÇO	DIAM (mm)	C.TOTAL (m)	PESO + 2 % (kg)
CA50	6.3	2319.7	579
	10.0	468.8	294.8
	12.5	811.4	797.3
CA60	5.0	462.4	72.7

PESO TOTAL (kg)	
CA50	1671
CA60	72.7

Volume de concreto (C-25) = 31.94 m³
Área de forma = 312.57 m²

M44
ESC 1:25

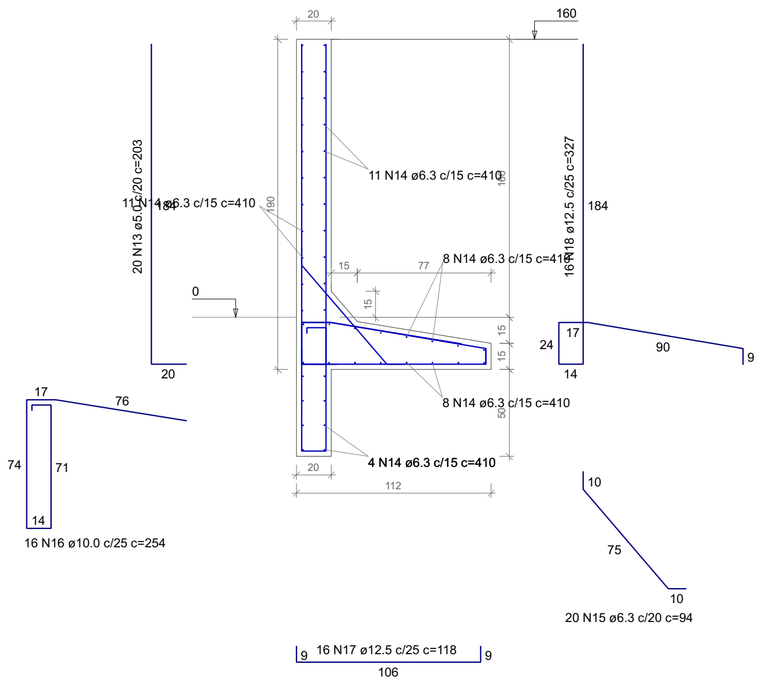

Nº	Comentário	Data	Autor
0	Emissão inicial		AUGUSTO

PROJE ENGENHARIA
RUA SAMUEL CEZAR, 440 - ÁGUA VERDE / FONE: (41) 99206-4118
WWW.PROJETTAR.ENG.BR / COMERCIAL@PROJETTAR.ENG.BR

Obra:
HOSPITAL EM ALVENARIA
RUA DOS PESSEGUEIROS, SN

Código do Projeto :
6306

Proprietário:
MUNICIPIO DE CORREIA PINTO

Assinatura:

Autor Projeto:
AUGUSTO CESAR HENKE GRUBER
Autor Projeto CREA PR-33.829/D

Assinatura:

Referências:
ARMADURA MUROS DE ARRIMO

Escala: INDICADA
Desenho: AUGUSTO
Coordenador: AUGUSTO
Data:
Prancha: **59** 87
Revisão: R.0

PROJETO ESTRUTURAL

A1-594x420mm

OBRA	
Tipo	
Título	
Endereço	
Cliente	

Resumo de Materiais (Moldados in Loco)

Resumo por elemento e por pavimento

Pavimento	Elemento	Peso do aço +2 % (kg)	Volume de concreto (m³)	Área de forma (m²)	Consumo de aço (kg/m³)	Peso treliças (kg)
PLATIBANDA	Vigas	1.635,0	20,8	367,2	78,6	0,0
	Pilares	887,7	9,7	185,5	91,5	0,0
	Lajes	0,0	0,0	0,0	0,0	0,0
	Escadas	0,0	0,0	0,0	0,0	0,0
	Fundações	0,0	0,0	0,0	0,0	0,0
	Reservatórios	0,0	0,0	0,0	0,0	0,0
	Muros	0,0	0,0	0,0	0,0	0,0
	Total	2.522,7	30,5	552,7	82,7	0,0
COBERTURA	Vigas	11.911,8	146,3	1.855,0	81,4	0,0
	Pilares	11.283,1	99,7	1.646,7	113,2	0,0
	Lajes	653,0	166,2	11,4	3,9	0,0
	Escadas	0,0	0,0	0,0	0,0	0,0
	Fundações	0,0	0,0	0,0	0,0	0,0
	Reservatórios	0,0	0,0	0,0	0,0	0,0
	Muros	0,0	0,0	0,0	0,0	0,0
	Total	23.847,9	412,2	3.513,1	57,9	0,0
TÉRREO	Vigas	10.300,9	135,4	1.882,1	76,1	0,0
	Pilares	3.401,1	50,1	672,2	67,9	0,0
	Lajes	1.398,3	102,9	113,1	13,6	0,0
	Escadas	363,9	8,0	74,7	45,5	0,0
	Fundações	3.437,4	60,7	207,2	56,6	0,0
	Reservatórios	0,0	0,0	0,0	0,0	0,0
	Muros	5.576,0	102,1	960,8	54,6	0,0
	Total	24.477,6	459,2	3.910,1	53,3	0,0
SUBSOLO	Vigas	1.078,6	19,7	283,9	54,8	0,0
	Pilares	2.763,0	17,2	285,5	160,6	0,0
	Lajes	7,6	0,3	1,5	25,3	0,0
	Escadas	0,0	0,0	0,0	0,0	0,0
	Fundações	1.599,2	39,8	180,1	40,2	0,0
	Reservatórios	0,0	0,0	0,0	0,0	0,0
	Muros	0,0	0,0	0,0	0,0	0,0
	Total	5.448,4	77,0	751,0	70,8	0,0

Resumo por bitola e por elemento

Aço	Diâmetro (mm)	Peso + 2 % (kg)							
		Vigas	Pilares	Lajes	Escadas	Fundações	Reservatórios	Muros	Total
CA50	6,3	978,5	0,0	216,2	49,0	220,2	0,0	1.891,1	3.355,0
CA50	8,0	4.551,3	0,0	247,9	74,1	3.912,8	0,0	0,0	8.786,1
CA50	10,0	9.530,2	9.449,7	366,9	61,5	452,6	0,0	785,8	20.646,7
CA50	12,5	907,3	3.050,8	708,7	91,1	0,0	0,0	2.772,9	7.530,8
CA50	16,0	4.313,3	2.490,2	333,4	84,2	0,0	0,0	0,0	7.221,1
CA60	5,0	4.645,8	3.344,2	185,8	4,0	451,0	0,0	126,2	8.757,0

Resumo por material e por elemento

		Vigas	Pilares	Lajes	Escadas	Fundações	Reservatórios	Muros	Total
Peso total + 2% (kg)	CA50	20.280,6	14.990,7	1.873,1	359,9	4.585,6	0,0	5.449,8	47.539,7
	CA60	4.645,8	3.344,2	185,8	4,0	451,0	0,0	126,2	8.757,0
	Total	24.926,4	18.334,9	2.058,9	363,9	5.036,6	0,0	5.576,0	56.296,7
Volume concreto (m³)	C-25	322,3	176,8	269,4	8,0	100,5	0,0	102,1	979,1
Área de forma (m²)		4.388,2	2.789,9	126,0	74,7	387,3	0,0	960,8	8.726,9
Consumo de aço (kg/m³)		77,3	103,7	7,6	45,3	50,1	0,0	54,6	57,5

Resumo dos blocos de enchimento

Pavimento	Tipo	Nome	Dimensões (cm)			Quantidade
			hb	bx	by	
COBERTURA	EPS Unidirecional	B5/16/100	5	16	100	90
	EPS Unidirecional	B8/30/125	8	30	125	6.306
	EPS Unidirecional	B12/30/125	12	30	125	903
	EPS Unidirecional	B16/30/125	16	30	125	114
TÉRREO	EPS Unidirecional	B8/30/125	8	30	125	3.283
	EPS Unidirecional	B5/16/100	5	16	100	36
	EPS Unidirecional	B12/30/125	12	30	125	466
	EPS Unidirecional	B16/30/125	16	30	125	220
	EPS Bidirecional	B16/40/40	16	40	40	180

TABELA LOCAÇÃO

PILAR							FUNDAÇÃO	
NOME	SEÇÃO	X	Y	POSIÇÃO	CARGA MÁX,	CARGA MÍN,	LADO B	LADO H
	(cm)	(cm)	(cm)		(tf)	(tf)	(cm)	(cm)
P1	19x40	3586,05	11120,00	F-18	15,2	11,9	80	100
P2	19x30	4322,05	11120,00	F-23	19,5	15,7	80	100
P3	19x40	4692,05	11120,00	F-26	20,1	16,3	85	105
P4	19x50	5064,55	11120,00	F-29	20,0	16,3	85	105
P5	19x40	5439,55	11120,00	F-32	20,1	16,1	80	100
P6	19x40	5814,55	11120,00	F-35	19,5	15,8	80	100
P7	19x50	6184,55	11120,00	F-37	21,3	17,1	80	115
P8	19x30	6549,05	11120,00	F-39	16,1	13,3	80	85
P9	19x30	7075,55	11113,50	F-43	15,1	11,5	70	80
P10	19x30	7469,05	11119,00	F-46	21,3	16,5	85	100
P11	19x30	7829,05	11119,00	F-49	18,4	14,1	85	95
P12	19x30	8164,05	11119,00	F-51	20,9	16,3	90	100
P13	19x30	8554,55	11113,50	F-54	11,2	8,7	60	70
P14	19x30	7075,55	10774,00	H-43	25,6	19,8	95	110
P15	19x30	3575,55	10624,50	J-18	13,3	10,1	70	80
P16	19x30	3859,25	10630,00	J-20	24,4	16,7	90	105
P17	19x50	4324,55	10649,50	I-23	26,7	17,5	90	120
P18	19x30	4324,55	10540,50	J-23	8,4	5,2	60	70
P19	19x50	5062,05	10550,50	J-29	21,4	16,3	80	115
P20	19x30	5812,05	10540,50	J-35	20,1	15,3	80	100
P21	19x30	6554,55	10540,50	J-39	22,2	17,5	85	100
P22	19x40	7474,55	10577,50	J-46	27,1	19,7	95	120
P23	19x40	7824,05	10575,00	J-49	27,9	19,8	95	110
P24	19x40	8159,05	10575,00	J-51	30,2	21,7	100	120
P25	19x30	3880,25	10315,00	L-20	19,0	13,3	85	95
P26	19x40	4324,55	10325,50	L-23	19,0	13,3	80	100
P27	19x30	4692,05	10320,50	L-26	19,0	14,5	80	95
P28	19x30	5067,05	10320,50	L-29	13,8	9,3	65	80
P29	19x30	5439,55	10320,50	L-32	19,6	14,8	80	95
P30	19x30	5817,05	10320,50	L-35	14,6	11,4	70	80
P31	19x30	6184,55	10320,50	L-37	20,3	15,3	80	95
P34	19x30	7075,55	10320,50	L-43	28,4	21,2	95	110

TABELA LOCAÇÃO

PILAR							FUNDAÇÃO	
NOME	SEÇÃO	X	Y	POSIÇÃO	CARGA MÁX,	CARGA MÍN,	LADO B	LADO H
	(cm)	(cm)	(cm)		(tf)	(tf)	(cm)	(cm)
P35	19x30	7480,05	10315,00	L-46	17,6	12,5	80	95
P36	19x30	7829,05	10315,00	L-49	13,5	10,7	65	80
P37	19x30	8164,05	10315,00	L-51	15,0	11,1	70	80
P38	19x30	8694,54	10224,14	M-55	0,7	0,7	60	70
P39	19x30	4565,05	10055,00	N-25	10,1	8,3	60	70
P40	19x30	4689,20	10060,50	N-26	4,5	3,0	60	70
P41	19x30	4813,35	10060,50	N-27	2,7	2,2	60	70
P42	19x30	4937,50	10060,50	N-28	2,8	2,3	60	70
P43	19x30	5061,65	10060,50	N-29	4,2	2,9	60	70
P44	19x30	5185,80	10055,00	N-30	7,8	6,2	60	70
P45	19x30	5309,95	10060,50	N-31	4,9	3,6	60	70
P46	19x30	5434,10	10060,50	N-32	3,4	2,9	60	70
P47	19x30	5558,25	10060,50	N-33	3,3	2,8	60	70
P48	19x30	5682,40	10060,50	N-34	4,9	3,4	60	70
P49	19x30	5806,55	10055,00	N-35	10,4	8,5	60	70
P50	19x30	6057,55	10055,00	N-36	22,5	15,6	90	100
P53	19x30	7075,55	10049,50	N-43	15,8	11,8	70	85
P54	19x40	7341,05	10054,00	N-45	24,0	17,9	90	105
P55	19x50	7899,55	10038,50	N-49	40,4	30,5	105	140
P56	19x40	8544,05	10054,00	N-54	22,0	16,8	85	105
P57	19x45	8694,55	10067,05	N-55	3,0	2,1	80	95
P58	19x30	4554,05	9932,50	O-25	4,0	3,3	60	70
P59	19x30	5817,55	9932,50	O-35	4,5	3,6	60	70
P60	19x30	8694,55	9909,55	O-55	1,2	1,0	60	70
P61	19x30	4554,05	9810,00	P-25	2,9	2,5	60	70
P62	19x30	5817,55	9810,00	P-35	2,8	2,5	60	70
P63	19x30	8150,05	9755,40	P-51	9,1	6,3	75	60
P64	19x30	8554,55	9749,90	P-54	9,3	7,8	65	70
P65	19x45	8694,55	9730,50	Q-55	1,6	0,3	85	115
P66	19x30	4554,05	9687,50	Q-25	4,0	3,3	60	70
P67	19x30	5817,55	9687,50	Q-35	4,3	3,5	60	70
P68	19x30	4565,05	9565,00	R-25	10,5	8,6	60	70

TABELA LOCAÇÃO

PILAR							FUNDAÇÃO	
NOME	SEÇÃO (cm)	X (cm)	Y (cm)	POSIÇÃO	CARGA MÁX, (tf)	CARGA MÍN, (tf)	LADO B (cm)	LADO H (cm)
P69	19x30	4689,20	9559,50	R-26	5,1	3,6	60	70
P70	19x30	4813,35	9559,50	R-27	3,3	2,8	60	70
P71	19x30	4937,50	9559,50	R-28	3,4	2,9	60	70
P72	19x30	5061,65	9559,50	R-29	4,7	3,5	60	70
P73	19x30	5185,80	9565,00	R-30	8,1	6,5	60	70
P74	19x30	5309,95	9559,50	R-31	4,8	3,6	60	70
P75	19x30	5434,10	9559,50	R-32	3,4	2,9	60	70
P76	19x30	5558,25	9559,50	R-33	3,2	2,8	60	70
P77	19x30	5682,40	9559,50	R-34	5,1	3,6	60	70
P78	19x30	5806,55	9565,00	R-35	11,2	8,9	60	70
P79	19x30	6057,55	9565,00	R-36	22,3	15,5	90	100
P80	19x30	6549,05	9565,00	R-39	23,1	18,3	95	105
P81	19x30	6814,55	9539,50	R-41	2,1	0,2	70	60
P82	19x30	6964,55	9545,50	R-42	5,6	3,9	70	60
P83	19x30	7075,55	9545,50	R-43	17,4	13,3	85	95
P84	19x30	7203,05	9550,50	R-44	7,2	5,3	60	70
P85	19x50	7330,55	9560,50	R-45	28,8	21,9	90	115
P86	19x30	7464,55	9550,50	R-46	9,4	7,5	60	80
P87	19x30	7604,05	9545,00	R-47	9,0	6,5	60	70
P88	30x40	7731,05	9555,50	R-48	19,3	14,7	125	135
P89	19x50	7884,05	9545,00	R-49	32,0	23,5	95	120
P90	19x30	8034,55	9550,50	R-50	7,1	4,8	80	85
P91	19x30	8150,05	9545,00	R-51	12,4	9,2	65	80
P92	19x30	8303,78	9550,50	R-52	5,2	4,1	60	70
P93	19x30	8457,51	9550,50	R-53	7,1	5,1	60	70
P94	19x40	8554,55	9555,50	R-54	23,3	17,7	85	105
P95	19x30	6809,05	9405,50	S-41	1,7	1,2	70	60
P96	19x30	4324,55	9299,50	T-23	15,0	10,3	70	80
P97	19x30	4692,05	9299,50	T-26	12,7	9,5	65	80
P98	19x30	5067,05	9299,50	T-29	11,1	8,2	60	80
P99	19x30	5439,55	9299,50	T-32	12,5	9,1	65	80
P100	19x30	5817,05	9299,50	T-35	10,9	8,9	60	80

TABELA LOCAÇÃO

PILAR							FUNDAÇÃO	
NOME	SEÇÃO	X	Y	POSIÇÃO	CARGA MÁX,	CARGA MÍN,	LADO B	LADO H
	(cm)	(cm)	(cm)		(tf)	(tf)	(cm)	(cm)
P101	19x30	6184,55	9299,50	T-37	12,7	9,2	65	80
P102	19x30	6554,55	9299,50	T-39	9,8	8,2	60	80
P103	19x30	6809,05	9280,50	T-41	1,5	1,4	70	60
P104	19x30	6809,05	9162,50	U-41	1,7	1,4	70	60
P105	19x40	4324,55	9100,50	U-23	30,0	21,4	100	120
P106	19x30	4692,05	9087,50	U-26	25,8	18,7	95	105
P107	19x40	5064,55	9090,00	U-29	28,8	21,3	95	115
P108	19x30	5439,55	9087,50	U-32	26,8	19,4	95	105
P109	19x30	5814,55	9090,00	U-35	28,3	21,0	95	110
P110	19x30	6184,55	9087,50	U-37	26,6	19,2	95	105
P111	19x30	6554,55	9095,50	U-39	19,4	15,3	85	95
P112	19x30	6809,05	9000,08	V-41	1,6	1,5	70	60
P119	19x30	6809,05	8855,14	W-41	1,5	1,5	70	60
P120	19x30	7824,55	8807,55	W-49	16,0	13,4	80	85
P121	19x30	8132,75	8807,55	W-51	16,2	12,8	80	95
P122	19x30	8554,55	8823,55	W-54	13,8	10,9	70	85
P123	19x30	6809,05	8715,67	X-41	1,6	1,5	70	60
P124	19x30	6809,05	8565,26	Y-41	1,6	1,5	70	60
P125	19x30	8132,75	8603,55	Y-51	8,1	6,0	70	60
P128	19x30	4692,05	8500,00	Z-26	20,8	16,5	85	100
P129	19x30	5064,55	8500,00	Z-29	20,5	16,4	90	100
P130	19x30	5439,55	8500,00	Z-32	20,2	16,2	85	100
P131	19x30	5814,55	8500,00	Z-35	20,5	16,5	90	100
P132	19x30	6184,55	8500,00	Z-37	20,0	16,0	85	95
P133	19x30	6549,05	8500,00	Z-39	16,0	13,3	80	95
P134	19x30	7075,55	8483,50	Z-43	13,5	9,7	80	65
P135	19x30	6809,05	8420,32	AA-41	1,5	1,5	70	60
P136	19x30	7075,55	8393,50	AA-43	7,2	5,0	70	60
P137	19x30	7330,55	8437,00	Z-45	22,5	17,4	85	95
P138	19x30	7556,55	8437,00	Z-47	10,8	8,3	60	70
P139	25x50	7816,55	8427,00	AA-49	38,2	30,3	105	130
P140	19x30	8132,75	8390,05	AA-51	14,1	10,8	85	70

TABELA LOCAÇÃO

PILAR							FUNDAÇÃO	
NOME	SEÇÃO (cm)	X (cm)	Y (cm)	POSIÇÃO	CARGA MÁX, (tf)	CARGA MÍN, (tf)	LADO B (cm)	LADO H (cm)
P141	19x30	8554,55	8382,05	AA-54	24,1	19,7	90	100
P142	19x30	6809,05	8275,38	AB-41	1,7	1,5	70	60
P143	19x30	7075,55	8250,75	AB-43	13,6	11,5	65	80
P144	19x30	7330,55	8186,00	AB-45	12,3	9,9	70	80
P145	19x30	7556,55	8186,00	AB-47	12,8	10,3	65	80
P146	19x30	8132,75	8185,90	AB-51	10,8	9,6	75	60
P147	19x30	6809,05	8121,44	AC-41	3,9	1,5	70	60
P148	19x50	7819,55	8118,00	AC-49	30,9	25,7	90	125
P149	19x50	8554,55	8118,00	AC-54	22,0	18,5	75	110
P152	19x30	4865,50	7979,00	AD-27	20,2	16,5	90	100
P153	19x30	5146,50	7979,00	AD-30	15,4	12,2	80	95
P154	19x30	5639,50	7979,00	AD-34	16,7	13,3	80	95
P155	19x30	5985,10	7973,50	AD-36	13,3	10,4	70	85
P156	19x30	6328,65	7979,00	AD-38	14,0	11,1	80	85
P157	19x30	6686,45	7979,00	AD-40	12,2	9,0	70	80
P158	19x30	6814,55	7984,50	AD-41	5,6	1,6	80	70
P161	19x30	7562,05	7960,40	AD-47	19,1	14,4	95	85
P162	19x30	7819,55	7965,90	AD-49	13,0	10,1	80	65
P163	19x30	8127,25	7960,40	AD-51	21,9	16,2	95	85
P164	19x30	8549,05	7960,40	AD-54	11,1	8,9	80	65
P165	19x30	7075,55	7833,80	AE-43	5,8	4,4	60	70
P166	19x50	7075,55	7684,10	AF-43	13,5	9,9	65	95
P167	19x30	7556,55	7716,30	AF-47	3,7	3,6	60	70
P168	19x50	7819,55	7684,10	AF-49	42,8	33,1	110	140
P169	19x50	8554,55	7702,10	AF-54	27,8	22,8	90	125
P172	19x40	4860,50	7560,00	AG-27	26,1	19,9	95	120
P173	19x30	5146,50	7560,00	AG-30	20,4	14,5	85	100
P174	19x30	5639,50	7555,00	AG-34	22,6	16,3	90	100
P175	19x30	5982,60	7565,50	AG-36	16,6	12,1	80	95
P176	19x30	6312,65	7555,00	AG-38	19,9	14,7	80	95
P177	19x30	6686,45	7555,00	AG-40	19,7	14,1	80	95
P180	19x30	7075,55	7427,50	AH-43	2,8	2,3	60	70

TABELA LOCAÇÃO

PILAR							FUNDAÇÃO	
NOME	SEÇÃO (cm)	X (cm)	Y (cm)	POSIÇÃO	CARGA MÁX, (tf)	CARGA MÍN, (tf)	LADO B (cm)	LADO H (cm)
P183	19x30	4865,50	7295,00	AI-27	20,0	16,3	85	95
P184	19x30	5146,50	7295,00	AI-30	11,8	8,7	65	80
P185	19x30	5639,50	7295,00	AI-34	17,5	14,0	80	95
P186	19x30	5974,60	7295,00	AI-36	14,7	11,5	70	85
P187	19x30	6312,65	7295,00	AI-38	14,3	11,3	70	80
P188	19x30	6686,45	7295,00	AI-40	14,8	11,5	70	85
P191	19x30	7562,05	7295,00	AI-47	29,7	23,5	110	100
P192	24x40	7814,55	7297,50	AI-49	51,1	40,6	130	140
P193	24x30	8549,05	7297,50	AI-54	38,0	31,4	115	125
P194	19x30	1812,97	1231,95	BN-8	4,2	3,1	60	70
P195	19x30	1908,82	1237,45	BN-9	1,5	1,4	60	70
P196	19x30	2038,82	1237,45	BN-10	0,9	0,9	60	70
P197	19x30	2178,82	1237,45	BN-11	1,0	1,0	60	70
P198	19x30	2318,82	1237,45	BN-12	1,6	1,5	60	70
P199	19x30	2458,82	1237,45	BN-13	1,4	1,4	60	70
P200	19x30	2598,82	1237,45	BN-14	1,7	1,6	60	70
P201	19x30	2739,35	1237,45	BN-15	3,9	3,0	60	70
P202	19x40	2882,98	1247,95	BN-16	1,8	1,6	60	80
P203	19x30	1807,47	1103,27	BO-8	0,9	0,9	60	70
P204	19x30	1622,98	984,10	BP-7	0,7	0,6	60	70
P205	19x30	1807,47	978,60	BP-8	1,4	1,2	60	70
P206	19x40	1622,98	905,68	BP-7	2,0	1,8	60	80
P207	19x40	1773,33	798,10	BQ-8	3,0	2,3	70	95
P208	19x30	1617,48	735,60	BQ-7	3,2	2,5	60	70
P209	19x30	1617,48	595,60	BR-7	3,6	2,7	60	70
P210	19x30	1767,84	595,60	BR-8	0,9	0,9	60	70
P211	19x30	1617,48	455,60	BS-7	3,5	2,7	60	70
P212	19x30	1767,84	455,60	BS-8	0,4	0,3	60	70
P213	19x30	1617,48	315,60	BT-7	3,4	2,7	60	70
P214	19x30	1767,84	315,60	BT-8	4,1	3,2	60	70
P215	19x30	1617,48	175,60	BU-7	3,4	2,6	60	70
P216	19x30	1617,48	35,60	BV-7	3,4	2,6	60	70

PILAR							FUNDAÇÃO	
NOME	SEÇÃO (cm)	X (cm)	Y (cm)	POSIÇÃO	CARGA MÁX, (tf)	CARGA MÍN, (tf)	LADO B (cm)	LADO H (cm)
P217	19x30	1767,84	35,60	BV-8	3,6	2,9	60	70
P218	19x30	1617,48	-104,40	BW-7	3,2	2,5	60	70
P219	14x30	4475,50	-139,40	BW-24	1,0	0,8	70	55
P220	14x30	4611,50	-139,40	BW-25	1,0	0,8	70	55
P221	19x30	1622,98	-238,90	BX-7	2,1	1,7	60	70
P222	19x30	1767,84	-244,40	BX-8	2,6	2,2	60	70
P223	14x30	4475,50	-259,40	BX-24	1,0	0,8	70	55
P224	14x30	4611,50	-259,40	BX-25	1,0	0,8	70	55
P225	19x30	1767,83	-374,40	BY-8	0,9	0,8	60	70
P226	19x30	1407,43	735,60	BQ-6	1,9	1,4	60	70
P227	19x30	1407,43	595,60	BR-6	1,8	1,3	60	70
P228	19x30	1407,43	455,60	BS-6	1,7	1,3	60	70
P229	19x30	1407,43	315,60	BT-6	1,8	1,4	60	70
P230	19x30	1407,43	175,60	BU-6	1,7	1,3	60	70
P231	19x30	1407,43	35,60	BV-6	1,8	1,3	60	70
P232	19x30	1407,43	-104,40	BW-6	1,7	1,3	60	70
P233	19x30	1412,93	-249,90	BX-6	1,2	0,9	60	70
P234	19x30	1412,93	-368,90	BY-6	0,7	0,6	60	70
P235	19x30	3940,25	11120,00	F-21	17,8	12,9	75	90
P236	19x30	8694,54	10935,01	G-55	1,7	0,6	70	85
P237	19x30	8549,05	10809,51	H-54	5,2	3,7	60	70
P238	19x30	8694,54	10815,01	H-55	1,9	1,4	60	70
P239	19x30	4692,05	10667,50	I-26	12,6	9,6	70	80
P240	19x30	5064,55	10667,50	I-29	14,0	9,2	65	80
P241	19x30	5439,55	10667,50	I-32	14,1	10,6	70	80
P242	19x30	5814,55	10667,50	I-35	13,5	9,7	70	80
P243	19x30	6184,55	10667,50	I-37	14,2	10,8	70	80
P244	19x30	8549,05	10700,51	I-54	4,9	3,2	60	70
P245	19x30	8694,54	10695,01	I-55	2,5	1,6	60	75
P246	19x30	8554,55	10585,50	J-54	10,5	7,9	60	70
P247	19x30	8694,54	10574,50	J-55	3,1	1,2	60	70
P248	19x30	8549,05	10453,00	K-54	7,2	5,4	60	70

TABELA LOCAÇÃO

PILAR							FUNDAÇÃO	
NOME	SEÇÃO (cm)	X (cm)	Y (cm)	POSIÇÃO	CARGA MÁX, (tf)	CARGA MÍN, (tf)	LADO B (cm)	LADO H (cm)
P249	19x30	8694,54	10374,14	L-55	3,1	2,1	65	80
P250	19x30	8554,55	10320,50	L-54	11,5	7,9	65	80
P251	19x40	1623,93	1397,45	BM-7	3,4	2,9	60	80
P252	19x40	1812,98	1407,95	BM-8	8,8	6,1	60	80
P253	19x30	1908,82	1397,45	BM-9	1,0	0,9	60	70
P254	19x30	2038,82	1397,45	BM-10	0,7	0,7	60	70
P255	19x30	2178,82	1397,45	BM-11	0,7	0,7	60	70
P256	19x30	2318,82	1397,45	BM-12	1,1	1,0	60	70
P257	19x30	2458,82	1397,45	BM-13	0,4	0,4	60	70
P258	19x30	2598,82	1397,45	BM-14	0,4	0,4	60	70
P259	19x30	2738,82	1397,45	BM-15	8,3	5,7	60	70
P260	19x40	1412,93	1172,10	BN-6	1,4	1,1	60	80
P261	19x40	1604,48	1161,60	BO-7	2,2	1,8	60	80
P262	19x30	1412,93	900,68	BP-6	1,1	0,9	60	70
P263	19x30	8689,04	11249,00	E-55	0,8	0,4	95	105
P264	19x30	8694,54	11113,50	F-55	2,0	0,6	70	85
P265	19x30	4037,55	7981,50	AD-21	31,6	21,7	105	115
P266	19x25	4040,55	7557,50	AG-21	13,7	9,7	75	80
P267	19x30	1909,35	1548,10	BL-9	3,5	2,5	60	70
P268	19x30	2039,35	1548,10	BL-10	1,9	1,8	60	70
P269	19x30	2179,35	1548,10	BL-11	0,7	0,7	60	70
P270	19x30	2319,35	1548,10	BL-12	1,0	0,9	60	70
P271	19x30	2459,35	1548,10	BL-13	0,9	0,8	60	70
P272	19x30	2599,35	1548,10	BL-14	0,7	0,7	60	70
P273	19x30	2739,35	1548,10	BL-15	8,3	5,8	60	70
P274	19x30	2883,50	1553,60	BL-16	1,3	1,3	60	70
P275	14x30	6572,05	13354,50	A-39	4,0	2,8	55	70
P276	14x30	6829,05	13362,50	A-41	4,0	2,9	70	55
P277	14x30	6572,05	12925,50	B-39	6,2	4,3	55	70
P278	14x30	6829,05	12917,50	B-41	7,1	4,8	70	55
P279	14x30	6572,05	12694,50	C-39	4,3	3,1	55	70
P280	14x30	6829,05	12702,50	C-41	4,4	3,2	70	55

TABELA LOCAÇÃO

PILAR							FUNDAÇÃO	
NOME	SEÇÃO	X	Y	POSIÇÃO	CARGA MÁX,	CARGA MÍN,	LADO B	LADO H
	(cm)	(cm)	(cm)		(tf)	(tf)	(cm)	(cm)
P281	14x30	7592,05	12644,50	C-47	1,5	1,5	55	70
P282	14x30	7807,05	12644,50	C-48	2,5	2,5	55	70
P283	14x30	8072,05	12644,50	C-50	2,4	2,4	55	70
P284	14x30	8287,05	12644,50	C-52	2,1	2,1	55	70
P285	14x30	8452,05	12644,50	C-53	1,4	1,4	55	70
P286	14x30	6572,05	12395,50	D-39	3,4	2,4	55	70
P287	14x30	6829,05	12387,50	D-41	3,4	2,5	70	55
P288	14x30	7592,05	12395,50	D-47	1,5	1,5	55	70
P289	14x30	7807,05	12395,50	D-48	2,5	2,5	55	70
P290	14x30	8072,05	12395,50	D-50	2,4	2,4	55	70
P291	14x30	8287,05	12395,50	D-52	2,1	2,1	55	70
P292	14x30	8452,05	12395,50	D-53	1,4	1,4	55	70
P293	14x30	6738,70	11114,50	F-40	1,0	0,6	75	55
P294	14x30	6582,05	10987,50	G-39	2,8	1,7	95	75
P295	14x30	6738,70	10995,50	G-40	8,0	5,4	70	55
P296	14x30	7072,05	10995,50	G-43	6,0	3,8	70	55
P297	19x30	8554,54	10924,01	G-54	3,3	1,4	100	115
P299	30x30	6913,35	10458,90	K-42	13,3	8,8	90	90
P300	19x30	3210,45	10304,50	L-17	9,9	7,7	60	70
P306	19x30	3795,05	10055,00	N-20	22,0	15,0	95	105
P307	19x30	4313,55	10055,00	N-23	21,9	14,8	90	105
P310	19x30	3795,05	9565,00	R-20	21,9	14,9	90	100
P311	19x30	4313,55	9565,00	R-23	21,8	14,7	90	105
P314	19x30	3879,05	9305,00	T-20	15,1	10,7	70	85
P315	19x30	3879,05	9087,50	U-20	23,2	15,8	85	100
P316	19x30	3965,55	8500,00	Z-21	17,9	12,8	80	95
P317	19x30	3965,55	8478,50	Z-21	14,1	10,1	70	85
P318	19x30	3575,55	7565,50	AG-18	9,3	7,2	60	70
P319	19x30	3811,55	7557,50	AG-20	12,7	9,1	70	85
P323	14x30	3979,35	7276,00	AI-21	2,9	2,0	70	55
P324	14x30	4198,60	7276,00	AI-22	1,5	1,2	70	55
P325	14x30	3714,05	7112,50	AJ-19	6,6	4,7	70	55

PILAR							FUNDAÇÃO	
NOME	SEÇÃO (cm)	X (cm)	Y (cm)	POSIÇÃO	CARGA MÁX, (tf)	CARGA MÍN, (tf)	LADO B (cm)	LADO H (cm)
P326	14x30	3979,35	7112,50	AJ-21	2,3	1,8	70	55
P327	14x30	4198,60	7112,50	AJ-22	1,7	1,3	70	55
P328	19x30	3569,55	6927,00	AK-18	12,7	10,9	65	80
P329	19x30	3564,05	6690,00	AL-18	12,3	10,8	65	80
P330	14x30	4422,05	6615,10	AM-24	1,8	1,5	90	70
P331	14x30	4557,05	6615,10	AM-25	1,0	0,9	90	70
P332	14x30	3572,05	6396,00	AN-18	3,7	2,6	70	55
P333	14x30	3722,05	6396,00	AN-19	6,2	4,2	70	55
P334	19x30	3580,05	6240,00	AO-18	14,3	11,9	65	80
P335	14x30	3730,05	6242,50	AO-19	3,4	2,3	70	55
P336	19x30	3949,05	6242,50	AO-21	11,7	9,9	60	80
P337	19x30	4180,05	6240,00	AO-22	11,5	9,4	60	70
P338	14x30	4430,05	6242,50	AO-24	6,2	4,5	70	55
P339	19x30	4554,55	6234,50	AO-25	16,9	14,8	75	85
P340	19x30	4554,55	5739,50	AQ-25	13,6	11,5	65	80
P341	24x30	4552,05	5450,00	AS-25	10,7	9,2	70	75
P342	19x30	4717,20	5255,60	AT-26	1,3	0,9	65	75
P343	19x30	4554,55	5160,50	AU-25	11,7	9,7	60	75
P344	19x30	4717,20	5045,30	AV-26	1,9	1,4	60	70
P345	19x30	4717,20	4895,30	AW-26	1,4	1,1	60	70
P348	19x30	4717,20	4745,30	AX-26	1,5	1,1	60	70
P349	19x30	4717,20	4595,30	AY-26	1,5	1,1	60	70
P350	14x30	4711,70	4453,30	AZ-26	2,1	1,5	60	80
P351	19x30	4554,55	4265,50	BA-25	22,5	18,9	85	95
P352	14x30	4711,70	4317,30	BA-26	1,4	1,2	55	70
P353	19x30	4717,20	4175,30	BB-26	0,9	0,9	60	70
P354	19x30	4717,20	4025,30	BC-26	1,2	1,1	60	70
P355	24x30	4552,05	3865,50	BD-25	2,3	1,6	65	70
P356	19x30	4717,20	3875,30	BD-26	1,1	1,0	60	70
P357	19x30	4717,20	3725,30	BE-26	1,1	1,1	60	70
P358	19x30	4717,20	3575,30	BF-26	0,9	0,8	60	70
P359	14x30	4711,70	3507,50	BF-26	0,8	0,5	55	70

TABELA LOCAÇÃO

PILAR							FUNDAÇÃO	
NOME	SEÇÃO (cm)	X (cm)	Y (cm)	POSIÇÃO	CARGA MÁX, (tf)	CARGA MÍN, (tf)	LADO B (cm)	LADO H (cm)
P360	19x30	4717,20	3395,00	BG-26	1,1	1,0	60	70
P361	19x30	4555,05	3239,50	BH-25	1,0	0,9	60	70
P362	19x30	4717,20	3245,00	BH-26	1,2	1,1	60	70
P363	19x30	2883,50	1947,10	BI-16	1,2	1,0	60	75
P364	19x30	1632,93	1829,76	BJ-7	0,7	0,7	60	70
P365	19x30	1909,35	1868,25	BJ-9	0,9	0,8	60	70
P366	19x30	2039,35	1868,25	BJ-10	0,7	0,7	60	70
P367	19x30	2179,35	1868,25	BJ-11	0,7	0,7	60	70
P368	19x30	2319,35	1868,25	BJ-12	0,8	0,8	60	70
P369	19x30	2459,35	1868,25	BJ-13	0,7	0,7	60	70
P370	19x30	2599,35	1868,25	BJ-14	1,1	1,0	60	70
P371	19x30	2739,35	1868,25	BJ-15	6,0	4,2	60	70
P372	19x30	2883,50	1873,75	BJ-16	1,4	1,2	60	70
P373	19x30	1412,93	1702,76	BK-6	2,1	1,7	60	70
P374	19x30	1632,93	1713,76	BK-7	3,4	2,8	60	70
P375	19x30	1812,98	1713,77	BK-8	7,2	5,0	60	70
P376	19x30	1909,35	1708,25	BK-9	2,0	1,5	60	70
P377	19x30	2039,35	1708,25	BK-10	0,7	0,6	60	70
P378	19x30	2179,35	1708,25	BK-11	0,5	0,4	60	70
P379	19x30	2319,35	1708,25	BK-12	1,4	1,2	60	70
P380	19x30	2459,35	1708,25	BK-13	1,0	0,8	60	70
P381	19x30	2599,35	1708,25	BK-14	3,1	2,3	70	85
P382	19x40	1412,93	1407,95	BM-6	1,8	1,4	60	80
P383	19x30	103,31	459,92	BS-1	9,7	8,5	65	80
P384	19x30	576,75	459,92	BS-2	9,7	8,5	65	80
P385	19x30	103,32	45,37	BV-1	9,8	8,5	65	80
P386	19x30	576,76	45,37	BV-2	9,8	8,5	65	80
P387	19x30	3210,45	9570,50	R-17	18,3	14,0	95	80
P388	19x30	3210,45	9079,50	U-17	21,3	16,2	105	90
P389	19x30	3554,05	9079,50	U-18	15,1	10,7	95	85
P390	19x30	3575,55	9079,50	U-18	14,3	10,0	125	115
P397	19x30	3210,45	7973,50	AD-17	18,9	13,5	95	85

TABELA LOCAÇÃO

PILAR							FUNDAÇÃO	
NOME	SEÇÃO	X	Y	POSIÇÃO	CARGA MÁX,	CARGA MÍN,	LADO B	LADO H
	(cm)	(cm)	(cm)		(tf)	(tf)	(cm)	(cm)
P402	19x30	3210,45	10049,50	N-17	15,0	11,3	85	95
P403	19x30	1412,92	1946,59	BI-6	1,6	1,2	65	70
P404	19x30	1632,93	1946,59	BI-7	2,0	1,5	60	70
P405	19x30	1812,97	1946,59	BI-8	0,9	0,3	95	105
P406	19x30	1812,97	1873,25	BJ-8	5,1	3,4	60	70
P413	19x30	709,45	6919,50	AK-3	14,1	12,4	80	90
P414	19x30	1198,95	6925,00	AK-5	10,3	8,8	90	105
P415	19x30	1442,45	6925,00	AK-6	10,4	9,0	70	85
P416	19x50	1948,00	6925,00	AK-9	13,8	12,0	70	100
P417	19x30	2319,87	6925,00	AK-12	6,8	6,0	60	70
P418	19x50	2703,95	6925,00	AK-15	13,4	11,6	70	100
P419	19x30	3198,95	6925,00	AK-17	12,0	10,6	65	80
P420	19x30	1204,45	6700,50	AL-5	8,0	5,8	60	70
P421	19x30	1449,95	6690,00	AL-6	12,4	9,9	65	80
P422	19x30	1958,00	6690,00	AL-9	15,0	11,9	70	85
P423	19x30	2453,95	6690,00	AL-13	10,0	7,7	65	80
P424	19x30	2703,95	6690,00	AL-15	11,1	8,8	80	90
P427	19x30	709,45	6585,00	AM-3	8,3	6,8	60	70
P428	19x30	709,45	6250,50	AO-3	7,4	5,9	60	70
P429	19x30	1204,45	6250,50	AO-5	8,8	6,4	60	70
P430	19x30	1444,45	6250,50	AO-6	11,6	9,3	70	85
P431	19x55	1945,50	6245,00	AO-9	19,0	15,4	80	115
P432	19x30	2453,95	6245,00	AO-13	9,4	7,6	60	75
P433	19x30	2709,45	6250,50	AO-15	14,2	11,6	70	85
P436	19x30	706,95	6015,50	AP-3	13,4	11,4	65	80
P437	19x30	1204,45	6015,50	AP-5	7,6	5,5	60	70
P438	19x30	1444,45	5999,50	AP-6	6,7	5,2	60	70
P439	19x30	1928,80	5999,50	AP-9	9,4	7,5	60	70
P440	19x30	2214,30	6005,00	AP-11	8,4	6,2	60	70
P441	19x30	2709,45	5999,50	AP-15	11,8	9,1	60	75
P442	19x30	3574,55	5739,50	AQ-18	12,5	9,1	65	80
P443	19x30	3949,05	5745,00	AQ-21	12,9	9,5	65	80

TABELA LOCAÇÃO

PILAR							FUNDAÇÃO	
NOME	SEÇÃO	X	Y	POSIÇÃO	CARGA MÁX,	CARGA MÍN,	LADO B	LADO H
	(cm)	(cm)	(cm)		(tf)	(tf)	(cm)	(cm)
P444	19x30	4180,05	5745,00	AQ-22	7,5	5,2	60	70
P445	19x30	709,45	5590,50	AR-3	15,4	12,9	70	85
P446	19x30	1204,45	5590,50	AR-5	10,7	8,0	60	70
P447	19x30	1444,45	5634,50	AR-6	14,8	11,9	70	85
P448	19x30	1934,30	5610,00	AR-9	16,1	13,5	80	90
P449	19x30	2214,30	5610,00	AR-11	8,7	7,1	60	70
P450	19x30	2703,95	5610,00	AR-15	12,0	10,3	65	80
P453	19x30	4180,05	5450,00	AS-22	4,9	3,6	75	85
P454	19x30	709,45	5135,50	AU-3	12,3	10,4	65	80
P455	19x30	1198,95	5130,00	AU-5	8,8	6,2	60	70
P456	19x30	1449,95	5130,00	AU-6	9,8	7,2	60	70
P457	19x30	1926,30	5135,50	AU-9	10,4	8,8	65	70
P458	19x30	3572,05	5160,50	AU-18	13,2	9,8	65	80
P459	19x30	4180,05	5152,50	AU-22	13,0	9,9	65	80
P460	19x30	1204,45	4985,00	AV-5	4,7	3,3	60	70
P469	19x30	2533,95	4810,00	AX-14	20,9	17,5	85	95
P479	19x30	709,45	4234,50	BB-3	17,0	14,4	90	100
P480	19x30	958,95	4240,00	BB-4	6,4	5,0	60	70
P481	19x40	1204,45	4229,50	BB-5	12,7	10,3	85	110
P482	19x40	1444,45	4229,90	BB-6	17,4	13,3	75	100
P483	19x30	1923,80	4224,90	BB-9	12,7	9,6	90	100
P484	19x30	2129,30	4219,40	BB-11	5,6	4,0	60	70
P485	19x30	2533,95	4219,40	BB-14	13,0	9,8	65	80
P486	19x30	2778,95	4219,40	BB-15	9,7	7,2	60	70
P489	19x30	3574,55	4265,50	BA-18	10,0	7,7	65	80
P490	19x45	3954,55	4273,00	BA-21	19,5	14,8	95	120
P491	19x30	709,45	4014,50	BC-3	4,1	3,6	95	110
P492	19x30	958,95	4025,00	BC-4	3,7	2,7	60	70
P493	19x30	1198,95	4020,00	BC-5	1,1	0,2	95	110
P494	19x30	1449,95	3979,40	BC-6	3,1	2,1	60	70
P495	19x30	1964,45	3973,90	BC-9	4,2	2,8	60	75
P496	19x30	2489,45	3973,90	BC-13	4,2	2,8	60	70

TABELA LOCAÇÃO

PILAR							FUNDAÇÃO	
NOME	SEÇÃO (cm)	X (cm)	Y (cm)	POSIÇÃO	CARGA MÁX, (tf)	CARGA MÍN, (tf)	LADO B (cm)	LADO H (cm)
P497	19x30	2698,95	3979,40	BC-15	2,5	1,5	60	70
P498	19x30	709,45	3515,50	BF-3	30,5	25,8	100	110
P499	19x30	1198,95	3510,00	BF-5	26,2	20,7	100	115
P500	19x30	1441,95	3510,00	BF-6	32,6	26,3	100	115
P501	19x30	1964,45	3540,50	BF-9	32,2	26,0	100	115
P502	19x30	2344,45	3510,00	BF-12	27,6	22,3	95	105
P503	19x30	2698,95	3510,00	BF-15	31,3	25,3	100	115
P506	19x30	3956,55	3510,00	BF-21	46,4	37,0	120	135
P507	24x30	4552,05	3515,50	BF-25	44,3	37,3	120	130
P618	19x30	7075,55	8709,65	X-43	9,6	7,6	60	70
P32+P33		6576,05	10320,50	L-39	22,9	18,0	135	105
P51+P52		6565,55	10055,00	N-39	26,9	21,0	135	90
P113+P114		7075,55	8928,75	V-43	40,7	32,3	120	165
P115+P116		7736,05	8933,75	V-48	71,5	55,9	145	180
P117+P118		8554,55	8928,75	V-54	27,7	21,1	95	135
P126+P127		4319,55	8489,25	Z-23	27,5	21,1	90	130
P150+P151		4330,30	7973,50	AD-23	24,6	20,3	105	95
P159+P160		7059,30	7969,50	AD-43	25,1	16,7	115	100
P170+P171		4330,30	7560,00	AG-23	23,7	18,4	120	80
P178+P179		7059,30	7565,50	AG-43	14,6	10,6	100	80
P181+P182		4330,30	7295,00	AI-23	29,3	23,6	130	90
P189+P190		7069,80	7295,00	AI-43	31,1	24,9	140	90
P301+P302		3559,30	10330,50	L-18	16,5	13,5	100	100
P304+P305		3564,80	10049,50	N-18	21,5	16,1	100	90
P308+P309		3564,80	9570,50	R-18	22,0	16,8	105	90
P312+P313		3564,80	9299,50	T-18	11,2	8,2	80	70
P346+P347		4554,55	4814,25	AX-25	23,4	19,3	75	120
P391+P392		3210,45	8489,25	Z-17	20,0	14,7	75	120
P398+P399		3564,80	7973,50	AD-18	33,4	23,3	125	110
P400+P401		3210,45	7284,25	AI-17	15,4	11,6	105	150
P425+P426		3215,20	6690,00	AL-17	14,2	11,9	115	75
P434+P435		3215,20	6250,50	AO-17	22,2	18,4	105	90

TABELA LOCAÇÃO

PILAR							FUNDAÇÃO	
NOME	SEÇÃO (cm)	X (cm)	Y (cm)	POSIÇÃO	CARGA MÁX, (tf)	CARGA MÍN, (tf)	LADO B (cm)	LADO H (cm)
P451+P452		3215,20	5599,50	AR-17	22,6	19,2	110	100
P461+P462		709,45	4820,75	AW-3	15,8	13,8	65	105
P463+P464		1204,45	4820,75	AW-5	10,6	8,5	120	160
P465+P466		1449,95	4818,25	AX-6	15,3	13,0	105	110
P467+P468		1934,30	4820,75	AW-9	22,5	19,5	95	105
P474+P475		3574,55	4814,25	AX-18	10,7	8,8	80	125
P476+P478		3954,55	4814,25	AX-21	17,9	14,3	80	125
P487+P488		3215,20	4245,20	BB-17	17,7	14,3	90	120
P504+P505		3215,20	3510,00	BF-17	52,0	42,6	165	125
P320+P321+P322		3564,80	7284,25	AI-18	31,0	23,5	100	120
P393+P394+P395+P396		3564,80	8489,25	Z-18	36,0	27,0	125	150
P470+P471+P472+P473		3209,70	4817,50	AX-17	23,7	20,4	115	130